


RATES

2023 SECOND HALF

Effective Date from 17/08/2023



**SOUTHERN PROVINCIAL ENGINEERING
SERVICES OFFICE**

FORT , GALLE.

Rate Analysis for Construction & Repair Works - All
Second Half 2023-Southern Province

3

Demolisher

Item Code	Description	Unit	Rate -LKR
Dm-01	Demolishing existing building walls above DPC level by machine & Clearing debris transport within 01 km from site	m ³	513.00
Dm-02	Demolishing existing building walls & foudation above Ground level & levelling site by machine.(PC 30 Excavator)	m.hr	4,067.00
Dm-03	Demolishing existing wall foundation upto DPC level by machine & filling trenches with available earth on site & level to existing ground level & Clearing debris. (Transport within 01 km from site)	m ³	517.00
Dm-04	Debries transport within 1km away from site.	m ³	106.00
Dm-05	Demolishing rubble masonry in cement, stacking rubble and clearing debris away from site	m ³	3,580.00
Dm-06	Demolishing rubble masonry in cement, stacking rubble and clearing debris away from site (super structure)	m ³	3,687.00
Dm-07	Demolishing kabok masonry in lime mortar stacking kabok and clearing debris away from site (superstructure)	m ³	2,102.00
Dm-08	Demolishing brickwork in cement clearing debris away from site	m ³	1,801.00
Dm-08a	Demolishing brickwork in cement clearing debris away from site (1st floor)	m ³	1,891.00
Dm-08b	Demolishing brickwork in cement clearing debris away from site (2nd floor)	m ³	1,927.00
Dm-08c	Demolishing brickwork in cement clearing debris away from site (3rd floor)	m ³	1,981.00
Dm-09	Demolishing brickwork in lime stacking brick and clearing debris away from site	m ³	2,373.00
Dm-10	Demolishing floors 3" thick brick paved, stacking reuseable bricks and clearing debris away from site	m ²	261.00
Dm-11	Demolishing drains and clearing debris away from site	m	213.00
Dm-12	Demolishing Cement concrete floor , and clearing debris in away from site (3" thick)	m ³	5,719.00
Dm-13	Demolishing reinforced cement concrete in suspended floors , removing reinforcement and clearing debris away from site (for minor works)	m ³	17,670.00
Dm-14	Demolishing reinforced cement concrete Slabs & Beams by meachine , removing reinforcement and clearing debris away from site	m ³	7,480.00
Dm-15	Removing lime plastering and clearing debris away from site	m ²	131.00
Dm-16	Removing soffit plaster and clearing debris away from site	m ²	540.00
Dm-17	Removing rendering, cement, and clearing debris away from brick walls and floors	m ²	394.00
Dm-18	Removing rendering, cement, and clearing debris away from cement concrete floors and walls	m ²	589.00
Dm-19	Demolishing tiles with tile bed and clearing debris away from site	m ²	697.00
Dm-20	Removing and stacking corrugated asbestos sheets with roof frame GF	m ²	257.00
Dm-20a	Removing and stacking corrugated sheets, asbestos or aluminium with roof frame (two storied)	m ²	265.00
Dm-20b	Removing and stacking corrugated sheets, asbestos or aluminium with roof frame (three storied)	m ²	270.00

Demolisher

Item Code	Description	Unit	Rate -LKR
Dm-21	Removing asbestos roofing sheet stacking serviceable material & clearing debris in single storied building	m ²	61.00
Dm-21a	Removing asbestos roofing sheet stacking serviceable material & clearing debris in two storied building	m ²	63.00
Dm-21b	Removing asbestos roofing sheet stacking serviceable material & clearing debris in three storied building	m ²	64.00
Dm-22	Removing and stacking Zink aluminium roofing sheet from roof frame GF	m ²	49.00
Dm-23	Removing and stacking Zink aluminium roofing sheet with roof frame GF	m ²	167.00
Dm-24	Removing roof tiles and timber of roof completely, stacking serviceable materials and clearing debris in single storied buildings	m ²	484.00
Dm-24a	Removing roof tiles and timber of roof completely, stacking serviceable materials and clearing debris in two storied buildings	m ²	499.00
Dm-24b	Removing roof tiles and timber of roof completely, stacking serviceable materials and clearing debris in three storied buildings	m ²	508.00
Dm-25	Removing tiles, reapers and rafters from the roof & stacking serviceable material clearing debris away.	m ²	369.00
Dm-26	Removing tiles & reapers from the roof & stacking serviceable material clearing debris away.	m ²	244.00
Dm-27	Removing and stacking tiles Calicut or half round, from roof of singles storied buildings	m ²	188.00
Dm-27a	Removing and stacking tiles Calicut or half round, from roof of two storied buildings	m ²	194.00
Dm-27b	Removing and stacking tiles Calicut or half round, from roofs of three storied buildings	m ²	197.00
Dm-28	Removing and stacking Valance, Barge board materials and clearing debris away from site in single storied building	m	72.00
Dm-28a	Removing and stacking Valance, Barge board materials and clearing debris away from site in two storied building	m	74.00
Dm-28b	Removing and stacking Valance, Barge board materials and clearing debris away from site in three storied building	m	75.00
Dm-28c	Removing and stacking Valance, Barge board materials and clearing debris away from site in four storied building	m	77.00
Dm-28d	Removing and stacking Valance, Barge board materials and clearing debris away from site in five storied building	m	78.00
Dm-29	Removing and stacking PVC Down pipes, old or decayed, from existing building	m	53.00
Dm-30	Removing and stacking PVC or ZnAl gutter, eave gutter, from roofs of single storied buildings	m	72.00
Dm-30a	Removing and stacking PVC or ZnAl gutter, eave gutter, from roofs of 2 storied buildings	m	74.00
Dm-30b	Removing and stacking PVC or ZnAl gutter, eaves, from roofs of 3 storied buildings	m	75.00
Dm-30c	Removing and stacking PVC or ZnAl gutter, eaves, from roofs of 4 storied buildings	m	77.00


Demolisher

Item Code	Description	Unit	Rate -LKR
Dm-30d	Removing and stacking PVC or ZnAl gutter, eaves, from roofs of 5 storied buildings	m	78.00
Dm-31	Removing Unloading existing Truss (Timber , steel....etc)	nr	3,214.00
Dm-32	Unloading , Hoisting & Re-fixing existing Truss (Timber , steel....etc)	nr	9,597.00
Dm-33	Removing existing Ceiling(Asbestoes or timber) with timber frame stacking materials and clearing debris away from site GF	m ²	91.00
Dm-33a	Removing existing Ceiling(Asbestoes or timber) with timber frame stacking materials and clearing debris away from site 1st floor	m ²	94.00
Dm-33b	Removing existing Ceiling(Asbestoes or timber) with timber frame stacking materials and clearing debris away from site 2nd floor	m ²	96.00
Dm-33c	Removing existing Ceiling(Asbestoes or timber) with timber frame stacking materials and clearing debris away from site 3rd floor	m ²	98.00
Dm-34	Removing existing ceiling Asbestos with timber frame and cleaning debris away from site [Reusable materials stacking at site]	m ²	153.00
Dm-35	Removing existing Asbestos ceiling sheets only and clearing debris away from site.	m ²	48.00
Dm-36	Removing existing suspended ceiling [Gypsum or Plastic board] and cleaning debris away from site [Reusable materials stacking at site]	m ²	48.00
Dm-37	Removing and stacking 2"x2" GI mesh from existing frames	m ²	320.00
Dm-38	Removing and stacking ,2"x2" GI mesh or Iron grill with frame from wall.	m ²	534.00
Dm-39	Removing and stacking Timber Door or Window frame with sash, from existing walls	m ²	436.00
Dm-40	Removing and stacking Timber Door or Window sash from existing frame	m ²	120.00
Dm-41	Removing and stacking Aluminium Door or Window with frame from existing wall & finish the wall in good condition	m ²	357.00
Dm-42	Removing and stacking Aluminium Door or Window sash from existing frame	m ²	213.00
Dm-43	Removing Aluminium partitions carefully @ all joints for reusing and stacking at site	m ²	325.00
Dm-44	Removing and stacking gate sash after demolishing cement concrete blocks or removing posts and separating pintle (Demolishing brickwork where necessary paid for separately).	nr	1,620.00
Dm-45	Uprooting fence post , rolling up and stacking barbed wire and all . other materials (Length of fencing to be measured)	m	506.00
Dm-46	Uprooting fence post and stacking at site.	nr	181.00

Prepared by : 

Approved by :

Checked by : 


 Director of building
 Southern Province

Recommended By : 

Eng. C. B. Abayadeera
 Director (Engineering)
 Southern Province Engineering Services Office
 Fort - Galle

Rate Analysis for Construction & Repair Works - All
Second Half 2023-Southern Province
Earthwork - Matara

Item Code	Description	Unit	Rate -LKR
Ew-01	Earth cutting and levelling site by manually in any material except rock requiring blasting, including transporting within 1/4 mile, depositing and levelling	m ³	1,198.00
Ew-02	Earth cutting by machine & push within 100 m from site rate to include operator & helper)	m ³	249.00
Ew-03	Earth cutting & Loading by machine & Earth transport within 1 km from site	m ³	378.00
Ew-04	Earth cutting & Loading by machine & Earth transport among 01 to 05 km from site	m ³	717.00
Ew-05	Earth cutting & Loading by machine & Earth transport among 05 to 08km from site	m ³	971.00
Ew-06	Drains, earth, in any soil except rock requiring blasting cut to gradient and shape as directed and depositing soil within site (manually)	m ³	1,594.00
Ew-07	Excavation for foundation by manually in any material except rock requiring blasting, part return fill in and ram, and disposing surplus within site as directed. (not exceeding 5ft depth)	m ³	1,871.00
Ew-08	Excavation by machine for foundation in any material except requiring blasting , part return fill in and ram, and depositing surplus within site as directed	m ³	786.00
Ew-09	Filling under floors with gravel or other approved quality of filling, spread, water and well rammed in 3"layers with available earth	m ³	2,022.00
Ew-10	Filling under floors with gravel or other approved quality of filling, spread, water and well compacted using vaccur (rammer) in 9"layers with available earth	m ³	1,224.00
Ew-11	Earth filling with gravel or other approved quality of filling, spread, water and well compacted using two ton Roller in 9" layers with available earth	m ³	685.00
Ew-12	Supplying and pilling gravel or other approved quality of filling on site.(Transport within first mile)	m ³	1,118.00
Ew-13	Filling under floors with gravel or other approved quality of filling, spread, watered and well rammed in 3" layers (materials not available at site)(Transport within first mile)	m ³	3,504.00
Ew-14	Filling under floors with gravel or other approved quality of filling, spread, watered and well compacted using vaccur (rammer) in 9"layers (materials not available at site)(Transport within first mile)	m ³	2,014.00
Ew-15	Backfilling and compacting to behind of retaining wall with available suitable quality earth using rammer.	m ³	1,444.00
Ew-16	Backfilling and compacting to behind of retaining wall with suitable quality earth including loading & transport within 1km using rammer.	m ³	2,540.00
Ew-17	Supplying and laying and compacting of ABC using vaccur (rammer -75 Kg) including transport within 10km	m ³	6,301.00
Ew-18	Supplying , Laying & compaction of Quarry dust (as a filling material)	m ³	8,670.00
Ew-19	Supplying , Laying & compaction of river sand (as a filling material)	m ³	11,440.00
Ew-20	Earthwork support (open planking) in trenches depth up to 5'-0" (consider trench of 15' long 3' wide,5' depth both faces)	m ²	2,411.00
Ew-21	Earthwork support (close planking) in trenches depth up to 5'-0" consider trench 15'-0" long 3'-0" wide and 5'-0" height of planking to both faces	m ²	4,419.00
Ew-22	Earthwork support (Close planking) in deep excavation in trenches up to 15'- 0" depth. Consider trench length of 15'-0" width 5'-6" at top and 3'-6" at bottom both faces.	m ²	5,044.00

Earthwork - Matara

13
7

Item Code	Description	Unit	Rate -LKR
Ew-23	Temporary shoring with 5mm thick steel plate with 2" diameter GI pipes vertically driven at 30" c/c permissible intervals and steel plate inserted between earth and pipes to the depth upto 8' as per drawing no SPES/Rate 23/ Ew 23.(contractor shall submit method statement to engineer's approval before excavation)	m ²	1,277.00
Ew-24	Supplying, laying of 25 mm - 200 mm dry stone (for retaining wall)	m ³	6,739.00
Ew-25	Supplying, and placing 110 mm U.P.V.C pipe(Type 250) in retaining walls as required	m	1,559.00
Ew-26	Supplying and laying Geo-textile material 2.5 mm thick Including preparing surface as per instruction	m ²	769.00
Ew-27	Supplying and placing the 25 mm thick regifoam through the retaining wall joints.	m ²	669.00
Ew-28	Excavation for well in any material except rock requiring blasting and disposing surplus within site as directed. (From ground level up to 5'-0" depth)(From ground level up to 1.52 m depth)	m ³	1,871.00
Ew-29	Excavation for well in any material except rock requiring blasting and disposing surplus within site as directed. (From 5'-0" up to 10'-0" depth) (From 1.52 m up to 3.05 m depth)	m ³	3,015.00
Ew-30	Excavation for well in any material except rock requiring blasting and disposing surplus within site as directed. (From 10'-0" up to 15'-0" depth)(From 3.05 m up to 4.57 m depth)	m ³	4,159.00
Ew-31	Excavation for well in any material except rock requiring blasting and disposing surplus within site as directed. (From 15'-0" up to 20'-0" depth)(From 4.57 m up to 6.10 m depth)	m ³	5,303.00
Ew-32	Excavation for well in any material except rock requiring blasting and disposing surplus within site as directed.(From 20'-0" up to 25'-0" depth)(From 6.10 m up to 7.62 m depth)	m ³	6,446.00
Ew-33	Excavation for well in any material except rock requiring blasting and disposing surplus within site as directed. (From 25'-0" up to 30'-0" depth)(From 7.62 m up to 9.15 m depth)	m ³	7,590.00
Ew-34	Excavation for well in any material except rock requiring blasting and disposing surplus within site as directed. (From 30'-0" up to 35'-0" depth)(From 9.15 m up to 10.67 m depth)	m ³	8,734.00
Ew-35	Excavation for well in any material except rock requiring blasting and disposing surplus within site as directed.(From 35'-0" up to 40'-0" depth)(From 10.67 m up to 12.20 m depth)	m ³	9,877.00
Ew-36	Excavation for well in any material except rock requiring blasting and disposing surplus within site as directed. (From 40'-0" up to 45'-0" depth)(From 12.20 m up to 13.72 m depth)	m ³	11,021.00
Ew-37	Excavation for well in any material except rock requiring blasting and disposing surplus within site as directed.(From 45'-0" up to 50'-0" depth)(From 13.72m up to 15.24 m depth)	m ³	12,165.00


Prepared by : 

Approved by :

Checked by : 



Director of building
Southern Province

Recommended By : 

Eng. C. B. Abayadeera
Director (Engineering)
Southern Province Engineering Services Office
Fort - Galle

Rate Analysis for Construction & Repair Works - All

Second Half 2023-Southern Province

Brick layer - Matara

Item Code	Description	Unit	Rate -LKR
Bk-01	Brickwork in 225 mm 1:5 cement:Sand mortar (up to first floor level).	m ³	28,943.00
Bk-01 a	Brickwork in 225 mm 1:5 cement : sand mortar (first floor level).	m ³	30,390.00
Bk-01 b	Brickwork in 225 mm 1:5 cement:sand mortar (2nd floor level).	m ³	30,969.00
Bk-01 c	Brickwork in 225 mm 1:5 cement:Sand mortar (3rd floor level).	m ³	31,838.00
Bk-02	Brickwork in cement:sand mortar 1:5 in piers (in ground floor).	m ³	33,373.00
Bk-03	Brickwork in cement :sand mortar 1:5 with bricks available at site including sorting and cleaning bricks. G/F	m ³	17,507.00
Bk-04	Brickwork in 225 mm cement and sand 1:8 in foundation up to D.P.C.	m ³	27,734.00
Bk-05	Brickwork in 225 mm cement and sand 1:8 in superstructure in ground floor.	m ³	27,824.00
Bk-05 a	Brickwork in 225 mm cement and sand 1:8 in superstructure in first floor.	m ³	29,215.00
Bk-05 b	Brickwork in 225 mm cement and sand 1:8 in superstructure in 2nd floor	m ³	29,772.00
Bk-05 c	Brickwork in 225 mm cement and sand 1:8 in superstructure in 3rd floor.	m ³	30,606.00
Bk -06	Brickwork 112mm thick in cement:sand mortar 1:5 G/F	m ²	3,527.00
Bk-06 a	112mm thick brickwork cement : sand mortar 1:5 - first floor level	m ²	3,704.00
Bk-06 b	112mm thick brickwork in 1:5 cement :sand mortar -second floor	m ²	3,774.00
Bk-06 c	112mm thick brickwork in 1:5 cement :sand mortar third floor level	m ²	3,880.00
Bk-07	Brickwork 112mm thick in cement : sand mortar 1:5 with available bricks at the site including sorting and cleaning.	m ²	2,203.00
Bk-08	Drains, brick in cement 1:5, 6"-9" average depth and 9" wide, cement rendering 1/2", 1:2 finished smooth complete with expansion joints as necessary including excavation (apron paid for separately)	m	4,479.00
Bk-09	Steps, 12" wide and 6" to 9" high masonry or brickwork in cement mortar 1:3, rendering 1/2" cement 1:2 with foundation 6" below ground. per 10 l.ft	m	2,984.00
Bk-10	Cons. of soakage pit 1200 x 1200 x 2700 mm (8'-6") invert depth, (8'-6" deep from the sewer pipe) Brick walls 225 mm thick in 1:5 ct: sand mortar, including 1:2 ct, & sand plastering 1/2" thick finished smooth with neat ct. floating up to a depth of 6" below from the invert level of the sewer pipe & surround the con. pad . Concreting Ring beam, cover slab and pad (curb) with 1:2:4(3/4") conc. mixture. Reinforcing cover slab with 10.0 mm twisted deformed steel @ 6" cts. bothways and plastering curb 1:3 ct. & sand, 1/2" thick finished smooth with neat ct. floating 6" below ground level.inc: 2 nr of 10mm dia lifting handles (as per Draw No.SPES/Rate23/Bk-10.)	nr	167,980.00
Bk-11	Construction of urinal pit - 900 x 900 x 2400 mm (8'-0") invert depth,(8'-0" deep from the sewer pipe) Brick walls 225 mm thick in 1:5 ct: sand mortar, including 1:3 ct, & sand plastering 1/2" thick finished smooth with neat ct. floating up to a depth of 6" below from the invert level of the sewer pipe. Concreting cover slab and pad (curb) with 1:2:4(3/4") conc. mixture. Reinforcing cover slab with 10.0 mm twisted deformed steel @ 6" cts. both ways and plastering curb 1:3 ct. & sand, 1/2" thick finished smooth with neat ct. floating , with 2 nos lifting handles. (as per Draw No.SPES/Rate23/Bk-11.)	nr	121,302.00

Brick layer - Matara

9

Item Code	Description	Unit	Rate -LKR
Bk-12	Supplying & installing R. C. C. Hume pipe sokage pit with precast cover slab -(900 dia x 2250 mm high) ,(6'-0" deep from the sewer pipe). Rate to include for 225 mm thick in 1:5 ct: sand mortar Brick walls , around top of hume pipe & including 1:3 ct, & sand plastering 1/2" thick finished smooth with neat ct. floating up to a depth of 6" below from the invert level of the sewer pipe . Concreting pad (curb) on brick wall with 1:2:4(3/4") conc. mixture and plastering curb 1:3 ct. & sand, 1/2" thick finished smooth with neat ct. floating . (as per Draw No.SPES/Rate23/Bk-12.)	nr	106,145.00
Bk-13	Manhole 2'-0"x 2'-0"x 2'-0" (internally) concreting base 4" thick & channels with 1:2:4 (3/4") ct. concrete including 2" thick, concrete screed with 1:3:6 (1") con. mixture.9" brick wall with 1:5 ct. mortar. Internally Plastered with 1:2, 3/4" thick ct. mortar with pudlo (5% by volume) finished smooth with neat ct. floating including channels & Pad plaster 1:2, 1/2" thick finished smooth with cement floating.shall be water tight. Rate to include for concrete cover slab 3" thick with 1:2:4 (3/4") con. mixture r/f with.10 mm dia. T.S rods @ 6" c/s. both ways, with 2 nos lifting handles. (as per Draw No.SPES/Rate23/Bk-13 .)	nr	40,461.00
Bk-14	Manhole 3'-6"x2'-0"x2'-0"(internally)concreting base 4" thick & channels with 1:2:4(3/4") ct. concrete Including 2" thick concrete screed with 1:3:6(1") con. mixture. 9" brick wall with 1:5 ct. mortar & internally Plastered with 3/4" thick 1:2, ct. mortar with pudlo (5% by volume) finished smooth with neat ct. floating including channels & Pad plaster 1:2,1/2" thick finished smooth with cement floating. Rate to include for concrete cover slab 3" thick with 1:2:4(3/4") con. mixture r/f with.10mm dia. T.S. rods @ 6" c/s. both ways, with 2 nos lifting handles.(Draw No.SPES/Rate23/Bk-14)	nr	55,678.00
Bk-15	Manhole 1'-6"x 1'-6"x 1'-3" (internally) concreting base 4" thick & channels with 1:2:4 (3/4") ct. concrete including 2" thick, concrete screed with 1:3:6 (1") con. mixture. 4" concrete wall with 1:2:4 (3/4")con. mixture . Internally Plastered with 1:3 , 3/4" thick ct. mortar with pudlo (5% by volume) finished smooth with neat ct. floating including channels & Pad plaster 1:3, 1/2" thick finished smooth with cement floating.shall be water tight. Rate to include for concrete cover slab 3" thick with 1:2:4 (3/4") con. mixture r/f with.10 mm dia. T.S rods @ 6" c/s. both ways, with 2 nos lifting handles. (as per detail Draw No.SPES/Rate23/Bk-15.)	nr	18,390.00
Bk-16	Septic tank for 25 persons as per Drg. No. W.S.S. 174.01(9'-0" x 2'-6" x 4'- 6") deep from the invert depth). L1- 9'-0" ,L2- 2' -6" & d - 4' -6" Dimension of septic tank with 9" thk Brick wall.(must be watertight) Rate to include for reinforced concrete cover slab with 1:2:4 (3/4") con. mixture , with 4 nos lifting handles, including plaster 1:2 (3/4")thick finish smooth with 5% pudlo & pad plaster 1:2 thick finished smooth(must be applied two coats of anticorrosive to handles). Septic tank should be filled with water up to TW level before using(Draw No.SPES/Rate23/Bk-16)	nr	192,134.00
Bk-17	Septic tank for 50 persons as per Drg. No. W.S.S. 174.02 (9'-9" x 3'-0" x 5'- 0" deep from the invert depth). L1- 5'-6" ,L2- 3' -6", L3- 3' -0" & d- 5' -0" Dimension of septic tank.(must be watertight)Rate to include for 75mm thick reinforced concrete cover slab with 1:2:4 (3/4") con. mixture , with 4 nos lifting handles, including plaster 1:3 (3/4")thick finish smooth with 5% pudlo & pad plaster 1:3 thick finished smooth(must be applied two coats of anticorrosive to handles). Septic tank should be filled with water up to TW level before using(Draw No.SPES/Rate23/Bk-17)	nr	245,341.00

Brick layer - Matara

1610

Item Code	Description	Unit	Rate -LKR
Bk-18	Septic tank for 100 persons as per Drg. No. W.S.S. 174.02 (13'-9" x 3'-6" x 5'-0" deep from the invert depth). L1- 8'-6" ,L2- 4' -6" ,L3- 3' -6" & d- 5' -0" Dimension of septic tank.(must be watertight)Rate to include for 75mm thick reinforced concrete cover slab with 1:2:4 (3/4") con. mixture , with 4 nos lifting handles, including plaster 1:3 (3/4")thick finish smooth with 5% pudlo & pad plaster 1:3, 1/2" thick finished smooth(must be applied two coats of anticorrosiveto handles). Septic tank should be filled with water up to TW level before using(Draw No.SPES/Rate23/Bk-17)	nr	330,422.00
Bk-19	Supplying & installing Septic tank/Buffalo for 20 persons as per Drg. No. W.S.S. 174.01(8'-0" long & 4'-0" dia.) .(must be watertight) Rate to include for two nr. brick chamber with rainforced concrete cover slab with 1:2:4 (3/4") con. mixture , with 2 nos lifting handles, including concrete pad on the chamber & plastered with 1:3, 1/2 thick plaster finished smooth(must be applied two coats of anticorrosive to handles). Septic tank should be filled with water up to TW level before using(Draw No.SPES/Rate23/Bk-19)	nr	123,757.00
Bk-20	Cement concrete grill approved quality supply and fixing with cement slurry with one coat of filler and two coats of emulsion paint.	m ²	10,998.00
Bk-21	Cement concrete grill approved quality supply and fixing with cement slurry with two coats of weather shield paint.	m ²	10,545.00
Bk-22	Cement concrete grill approved quality supply and fixing with cement slurry.(without colour washing)	m ²	8,720.00

Prepared by : 

Approved by :

Checked by : 



Director of building
Southern Province

Recommended By : 

Eng. C. B. Abayadeera
Director (Engineering)
Southern Province Engineering Services Office
Fort - Galle

11

Rate Schedule for Construction & Repair Works - All

Second Half 2023-Southern Province

R R Masonry - Matara

Item Code	Description	Unit	Rate -LKR
Rr- 01	Random Rubble Masonry in 1.5 cement mortar in structure (6"- 9" rubble)	m ³	27,268.00
Rr -02	Random Rubble Masonry in cement mortar 1.5 in substructure (6"- 9" rubble)	m ³	24,923.00

Prepared by : 

Approved by :

Checked by : 



Director of building
Southern Province

Recommended By : 

Eng. C. B. Abayadeera
Director (Engineering)
Southern Province Engineering Services Office
Fort - Galle

12

Rate Analysis for Construction & Repair Works - All
Second Half 2023-Southern Province
Concreter - Matara

Item Code	Description	Unit	Rate -LKR
Ct-01	Cement concrete 1:3:6 (1") up to 3.00 m3(Shuttering paid separately) incl: curing(Grade 15)	m ³	31,186.00
Ct-02	Cement concrete 1:3:6 with 1" metal, above 3.00 m3 (Shuttering paid separately) incl: curing(Gr 15 conc.)	m ³	28,502.00
Ct-03	Cement concrete 1:3:6 (1") above 3.00 m3(Shuttering paid separately) incl: curing.Using mixture & vibrator(Grade 15)	m ³	22,345.00
Ct-04	Cement concrete 1:3:6 (1 1/2") up to 3.00 m3(Shuttering paid separately) incl: curing(Gr 15 conc.)	m ³	31,109.00
Ct-05	Cement concrete 1:3:6(1 1/2"), above 3.00 m3 (Shuttering paid separately) incl: curing(Grade 15)	m ³	21,265.00
Ct-06	Cement concrete 1:3:6 (1 1/2") above 3.00 m3(Shuttering paid separately) incl: curing.Using mixture & vibrator.(Gr 15 conc.)	m ³	22,267.00
Ct-07	Plum concrete -1:3:6(1") concrete up to 3.0 m3 with 20% volume of 4" x 6" Rubble (shuttering paid separately) Rate to include vibrator, pilling plums and curine.	m ³	24,165.00
Ct-08	Plum concrete -1:3:6(1") concrete above 3.0 m3 with 20% volume of 4" x 6" Rubble. (shuttering paid separately) Rate to include vibrator, pilling of plumbs & curing.	m ³	24,144.00
Ct-09	Cement concrete 1:2 1/2:5(1") mix: up to 3.0 m3(Shuttering paid separately) incl: curing	m ³	30,927.00
Ct-10	Cement concrete 1:2 1/2:5(1")mix: above 3.0 m3 (Shuttering paid separately) incl: curing.Using mixture & vibrator.	m ³	24,422.00
Ct-11	Drain for Corrugated Asbestos sheet roof with 1200mm eave in front & back side, 900mm eave in gable sides -300mm internal width and minimum starting depth 150mm drain,75mm thick cement concrete in 1:21/2:5 (1") mix: to required slop (1:20).Cement rendering, 1/2" thick, 1:3 cement sand motor finished smooth with neat cement floating, including curing. (As per detail drawing No SPES/Rate 23/Ct-11	m	4,712.00
Ct-12	Ramp for Corrugated Asbestos sheet roof with 1200mm eave in front & back side, 900mm eave in gable sides- Concreting 75mm thick ramp in 1:21/2:5(1")mix:Floor cement rendering, with expansion joints at every 20'-0' intervals, 1/2" thick 1:3 cement & sand motor finished smooth with neat cement floating incl: curing.(Gable side ramp width 825mm, long side ramp width 900mm)(As per detail drawing No SPES/Rate 23/Ct-11	m	2,810.00
Ct-13	Drain for Calicut tile roof with 1200mm eave in front & back side, 900mm eave in gable sides -300mm internal width and minium starting depth 150mm drain,75mm thick cement concrete in 1:21/2:5 (1") mix: to required slop (1:20) , cement rendering, 1/2" thick, 1:3 cement sand motor finished smooth with neat cement floating including curing. (As per detail drawing No SPES/Rate 23/Ct-13	m	4,540.00
Ct-14	Ramp for Calicut tile roof with 1200mm eave in front & back side, 900mm eave in gable sides - Concreting 75mm thick ramp in 1:21/2:5(1") mix:Floor cement rendering, with expansion joints at every 20'-0' intervals, 1/2" thick 1:3 cement & sand motor finished smooth with neat cement floating including curing. (Gable side ramp width 825mm, long side ramp width 800mm) (As per detail drawing No SPES/Rate 23/ Ct-13 .	m	2,575.00

Concrete - Matara

/3

Item Code	Description	Unit	Rate -LKR
Ct-15	Drain for single storied building, Corrugated asbestos sheet roof with 900mm eave in front ,back & 900mm eave in gable sides, 225mm internal width and minium starting depth 150mm drain, 75mm thick cement concrete in 1:2 1/2:5 (1") mix: to required slop (1:20) , cement rendering, 1/2" thick, 1:3 cement sand motor finished smooth with neat cement floating including curing.(Sigle storied building)(As per detail drawing No SPES/Rate 23/Ct-15)	m	4,383.00
Ct-16	Ramp for single storied building Corrugated asbestos sheet roof with 900mm eave in front ,back & 900mm eave in gable sides, Concreting 75mm thick ramp in 1:2 1/2:5(1")mix:,floor cement rendering, with expansion joints at every 20'-0' intervals 1/2" thick 1:3 cement & sand motor finished smooth with neat cement floating including curing. (Gable side ramp width 738mm, long side ramp width 738mm) (As per detail drawing No SPES/Rate 23/ Ct-15) .	m	2,046.00
Ct-17	Drain for single storied building calicut tile roof with 900mm eave in front ,back & 900mm eave in gable sides225mm internal width and minium starting depth 150mm drain,cement concrete in 1:2 1/2:5 (1") 75mm thick mix: to required slop (1:20) , cement rendering, 1/2" thick, 1:3 cement sand motor finished smooth with neat cement floating including curing.(Sigle storied building) (As per detail drawing No SPES/Rate 23/Ct-17)	m	4,492.00
Ct-18	.Ramp for single storied building Calicut tile roof with 900mm eave in front ,back & 900mm eave in gable sides, Concreting 75mm thick ramp in 1:2 1/2:5(1")mix:,floor cement rendering, with expansion joints at every 20'-0' intervals 1/2" thick 1:3 cement & sand motor.with finished smooth incl: curing. (Gable side ramp width 738mm, long side ramp width 663mm) (Sigle storied building)(As per detail drawing No SPES/Rate 23/Ct-17)	m	2,183.00
Ct-19	Drain for Corrugated asbestos sheet Hip roof with 1200mm eave in front , back & gable sides -300mm internal width and minium starting depth 150mm drain,75mm thick cement concrete in 1:2 1/2:5 (1") mix: to required slop (1:20) , cement rendering, 1/2" thick, 1:3 cement sand motor finished smooth with neat cement floating including curing. (As per detail drawing No SPES/Rate 23/Ct-19)	m	4,703.00
Ct-20	Ramp for Corrugated asbestos sheet Hip roof with 1200mm eave in front , back & gable sides-Concreting 75mm thick ramp in 1:2 1/2:5(1")mix:,floor cement rendering, with expansion joints at 20'-0' intervals, 1/2" thick 1:3 cement & sand motor.with finished smooth with neat cement floating including curing . (Gable side ramp width 900mm, long side ramp width 900mm)(As per detail drawing No SPES/Rate 23/Ct-19)	m	2,864.00
Ct-21	Drain for Calicut tile Hip roof with 1200mm eave in front , back & gable sides - 300mm internal width and minium starting depth 150mm drain,75mm thick cement concrete in 1:2 1/2:5 (1") mix: to required slop (1:20) , cement rendering, 1/2" thick, 1:3 cement sand motor finished smooth with neat ement floating including curing. (As per detail drawing No SPES/Rate 23/Ct-21)	m	4,704.00
Ct-22	Ramp for Calicut tile Hip roof with 1200mm eave in front , back & gable sides-Concreting 75mm thick ramp in 1:2 1/2:5 (1")mix:floor cement rendering, with expansion joints at every 20'-0' intervals 1/2" thick 1:3cement & sand motor. finished smooth with neat cement floating including Ccuring.(Gable side ramp width 800mm, long side ramp width 800mm) (As per detail drawing No SPES/Rate 23/Ct-21)	m	2,554.00

Concreter - Matara

19

Item Code	Description	Unit	Rate -LKR
Ct-23	Drain for single storied building Asbestos sheet Hip roof with 900mm eave in front ,back & gable sides -225mm internal width and minium starting depth 150mm drain,75mm thick cement concrete in 1:21/2:5 (1") mix: to required slop (1:20) , cement rendering, 1/2" thick, 1:3 cement sand motor finished smooth with neat cement floating including curing. (As per detail drawing No SPES/Rate 23/Ct-23)	m	4,383.00
Ct-24	Ramp for for single storied building corrugated Asbestos sheet Hip roof with 900mm eave in front ,back & gable sides- Concreting 75mm thick ramp in 1:21/2:5 (1")mix:floor cement rendering, with expansion joints at every 20'-0' intervals 1/2" thick 1:3cement & sand motor. finished smooth with neat cement floating including Ccuring.(Gable side ramp width 738mm, long side ramp width 738mm) (As per detail drawing No SPES/Rate 23/Ct-23)	m	2,362.00
Ct-25	Drain for single storied building calicut tile Hip roof with 900mm eave in front ,back & gable sides -225mm internal width and minium starting depth 150mm drain,75mm thick cement concrete in 1:21/2:5 (1") mix: to required slop (1:20) , cement rendering, 1/2" thick, 1:3 cement sand motor finished smooth with neat cement floating including curing. (As per detail drawing No SPES/Rate 23/Ct-25)	m	3,993.00
Ct-26	Ramp for for single storied building calicut tile Hip roof with 900mm eave in front ,back & gable sides- Concreting 75mm thick ramp in 1:21/2:5 (1")mix:floor cement rendering, with expansion joints at every 20'-0' intervals 1/2" thick 1:3cement & sand motor. finished smooth with neat cement floating including Ccuring.(Gable side ramp width 663mm, long side ramp width 663mm) (As per detail drawing No SPES/Rate 23/Ct-25)	m	2,118.00
Ct-27	Ramp & drain for Asbestos sheet roof with 1200mm eave in front & back side, 900mm eave in gable sides-300mm internal width and minium starting depth 150mm drain & ramp 75mm thick cement concrete in 1:21/2:5 (1") mix:to required slop (1:20). Drain & ramp Cement rendering 1/2" thick 1:3 cement, sand mortar finished smooth with neat cement floating including curing, Rate to include expansion joints at every 20'-0' intervals for ramp.(Gable side ramp width 825mm,long side ramp width 900mm (As per detail drawing No SPES/Rate 23/Ct-11)	m	7,522.00
Ct-28	Ramp & drain for Calicut tile roof with 1200mm eave in front & back side, 900mm eave in gable sides-300mm internal width and minium starting depth 150mm drain & ramp 75mm thick cement concrete in 1:21/2:5 (1") mix:to required slop (1:20). Drain & ramp Cement rendering 1/2" thick 1:3 cement, sand mortar finished smooth with neat cement floating including curing, Rate to include expansion joints at every 20'-0' intervals for ramp.(Gable side ramp width 825mm,long side ramp width 800mm (As per detail drawing No SPES/Rate 23/Ct-13)	m	7,115.00
Ct-29	Ramp & drain for single storied building Corrugated asbestos sheet roof with 900mm eave in front ,back & 900mm eave in gable sides-225mm internal width and minium starting depth 150mm drain & ramp 75mm thick cement concrete in 1:21/2:5 (1") mix:to required slop (1:20). Drain & ramp Cement rendering 1/2" thick 1:3 cement, sand mortar finished smooth with neat cement floating including curing, Rate to include expansion joints at every 20'-0' intervals for ramp.(Gable side ramp width 738mm,long side ramp width 663mm (As per detail drawing No SPES/Rate 23/Ct-15)	m	6,429.00

Concrete - Matara

Item Code	Description	Unit	Rate -LKR
Ct-30	Ramp & drain for single storied building calicut tile roof with 900mm eave in front ,back & 900mm eave in gable sides-225mm internal width and minium starting depth 150mm drain & ramp 75mm thick cement concrete in 1:2 1/2:5 (1") mix:to required slop (1:20). Drain & ramp Cement rendering 1/2" thick 1:3 cement, sand mortar finished smooth with neat cement floating including curing, Rate to include expansion joints at every 20'-0' intervals for ramp.(Gable side ramp width 738mm,long side ramp width 738mm (As per detail drawing No SPES/Rate 23/Ct-17)	m	6,675.00
Ct-31	Drain for Corrugated asbestos sheet Hip roof with 1200mm eave in front , back & gable sides-300mm internal width and minium starting depth 150mm drain & ramp 75mm thick cement concrete in 1:2 1/2:5 (1") mix:to required slop (1:20). Drain & ramp Cement rendering 1/2" thick 1:3 cement, sand mortar finished smooth with neat cement floating including curing, Rate to include expansion joints at every 20'-0' intervals for ramp.(Gable side ramp width 900mm,long side ramp width 900mm (As per detail drawing No SPES/Rate 23/Ct-19)	m	7,567.00
Ct-32	Drain for Calicut tile Hip roof with 1200mm eave in front , back & gable sides-300mm internal width and minium starting depth 150mm drain & ramp 75mm thick cement concrete in 1:2 1/2:5 (1") mix:to required slop (1:20). Drain & ramp Cement rendering 1/2" thick 1:3 cement, sand mortar finished smooth with neat cement floating including curing, Rate to include expansion joints at every 20'-0' intervals for ramp.(Gable side ramp width 800mm,long side ramp width 800mm (As per detail drawing No SPES/Rate 23/Ct-19)	m	7,258.00
Ct-33	Drain for single storied building Asbestos sheet Hip roof with 900mm eave in front ,back & gable sides -225mm internal width and minium starting depth 150mm drain & ramp 75mm thick cement concrete in 1:2 1/2:5 (1") mix:to required slop (1:20). Drain & ramp Cement rendering 1/2" thick 1:3 cement, sand mortar finished smooth with neat cement floating including curing, Rate to include expansion joints at every 20'-0' intervals for ramp.(Gable side ramp width 738mm,long side ramp width 738mm (As per detail drawing No SPES/Rate 23/Ct-23)	m	6,745.00
Ct-34	Drain for single storied building Calicut tile Hip roof with 900mm eave in front ,back & gable sides -225mm internal width and minium starting depth 150mm drain & ramp 75mm thick cement concrete in 1:2 1/2:5 (1") mix:to required slop (1:20). Drain & ramp Cement rendering 1/2" thick 1:3 cement, sand mortar finished smooth with neat cement floating including curing, Rate to include expansion joints at every 20'-0' intervals for ramp.(Gable side ramp width 663mm,long side ramp width 663mm (As per detail drawing No SPES/Rate 23/Ct-25)	m	6,111.00
Ct-35	Cement concrete 1:2:4(3/4") (Gr.20 concrete) (R/F and Shuttering paid separately)incl: curing.Rate to include using mixture & vibrator	m ³	26,516.00
Ct-36	Cement concrete 1:2:4(3/4") (Gr.20 concrete) (R/F and Shuttering paid separately)incl: curing(manual mixing up to 3m3)	m ³	31,958.00
Ct-37	Supplying & laying corbel stone in cement concrete 1:2:4(3/4") reinforced with 4 / 10 mm rods (shuttering paid separately) up to 1cu.ft -corbel stone size-6"x9"x15" including curing	nr	1,471.00
Ct-38	Supplying and laying curb in cement concrete 1:2:4 (3/4") 9" high 3" wide and cement rendered 1/2" thick 1:2.(shuttering excavation paid separately) including curing	m	3,240.00
Ct-39	Pad stones in cement concrete 1:2:4(3/4") (Gr.20) precast or in site (size 1'-6"x1'-1 1/2"x 0'-6")Rate including shuttering & curing	nr	1,502.00
Ct-40	Pad stones in cement concrete 1:2:4(3/4") (Gr.20) precast or in site (size 13 1/2"x13 1/2"x9") (Rate including shuttering & curing)	nr	1,405.00

Concrete - Matara

Item Code	Description	Unit	Rate -LKR
Ct-41	300 x150 x50mm thick Precast cement concrete slab in 1:2:4(3/4") (Gr-20) mix;(For covering armoured electrical cables)Rate to include shuttering, curing & stacking at site.	nr	245.00
Ct-42	Cement concrete 1:2:4(3/4") in column shafts in ground floor, using mixer and vibrator.Rate to include curing.(Reinforcement, shuttering and finishes paid separately) -Gr.20	m ³	28,449.00
Ct-42a	Cement concrete 1:2:4(3/4") in column shafts in first floor, using mixer and vibrator..Rate to include curing. (Reinforcement, shuttering and finishes paid separately) - Gr.20	m ³	29,303.00
Ct-42 b	Cement concrete 1:2:4(3/4") in column shafts in second floor, using mixer and vibrator.Rate to include curing (Reinforcement, shuttering and finishes paid separately) - Gr.20	m ³	29,872.00
Ct-42c	Cement concrete 1:2:4(3/4") in column shafts in third floor, using mixer and vibrator.Rate to include curing (Reinforcement, shuttering and finishes paid separately) - Gr.20	m ³	30,441.00
Ct-42d	Cement concrete 1:2:4(3/4") in column shafts in fourth floor, using mixer and vibrator.Rate to include curing (Reinforcement, shuttering and finishes paid separately) - Gr.20	m ³	31,010.00
Ct-43	Lintel, cement concrete 1:2:4(3/4") (Gr. 20) 4 1/2" x 6" (Reinforcement paid separately). Rate including shuttering & curing	m	2,331.00
Ct-44	Lintel, cement concrete 1:2:4(3/4") (Gr.20) 9" x 6" (Reinforcement paid separately). Rate including shuttering &curing	m	2,809.00
Ct-45	Lintel, cement concrete 1:2:4(3/4") (Gr.20) 9" x 9" (Reinforcement paid separately). Rate including shuttering & curing	m	3,683.00
Ct-46	Cement concrete 1:2:4(3/4") in beams in ground floor , using mixer and vibrator. (Reinforcement, shuttering and finishes paid separately) Gr. 20 Incl. Curing	m ³	29,364.00
Ct-46 a	Cement concrete 1:2:4(3/4") in beams in 1st floor, using mixer and vibrator. (Reinforcement, shuttering and finishes paid separately) Gr. 20 Incl. Curing	m ³	30,245.00
Ct-46 b	Cement concrete 1:2:4(3/4") in beams in 2nd floor using mixer and vibrator. (Reinforcement, shuttering and finishes paid separately) Gr. 20 Incl. Curing	m ³	30,833.00
Ct-46 c	Cement concrete 1:2:4(3/4") in beams in 3rd floor , using mixer and vibrator. (Reinforcement, shuttering and finishes paid separately) - Gr. 20 Incl. Curing	m ³	31,420.00
Ct-47	R.C.C. 1:2:4(3/4") in 4"thick slab in ground floor using mixer and vibrator. (Reinforcement and shuttering paid separately) Gr. 20 Incl. Curing	m ³	29,167.00
Ct-47a	R.C.C. 1:2:4(3/4") in 4" thick slab in first floor using mixer and vibrator. (Reinforcement and shuttering paid separately) Gr. 20 Incl. Curing	m ³	30,042.00
Ct-47b	R.C.C. 1:2:4(3/4") in 4" thick slab in second floor using mixer and vibrator. (Reinforcement and shuttering paid separately) Gr. 20 Incl. Curing	m ³	30,626.00
Ct-47c	R.C.C. 1:2:4(3/4") in 4" thick slab in third floor using mixer and vibrator. (Reinforcement and shuttering paid separately) Gr. 20 Incl. Curing	m ³	31,209.00
Ct-48	R.C.C. 1:2:4(3/4") slab 4 1/2" in ground floor , using mixer and vibrator. (Reinforcement and shuttering paid separately) including curing	m ³	29,154.00
Ct-48 a	R.C.C. 1:2:4(3/4") slab 4 1/2" in first floor ,using mixer and vibrator. (Reinforcement and shuttering paid separately) including curing	m ³	30,029.00
Ct-48 b	R.C.C. 1:2:4(3/4") slab 4 1/2" in second floor third floor , using mixer and vibrator. (Reinforcement and shuttering paid separately) including curing	m ³	30,612.00
Ct-48 c	R.C.C. 1:2:4(3/4") slab 4 1/2" in third floor ,using mixer and vibrator. (Reinforcement and shuttering paid separately) including curing	m ³	31,195.00

Concrete - Matara

Item Code	Description	Unit	Rate -LKR
Ct-49	R.C.C. 1:2:4(3/4") in 5" thick slab in ground floor using mixer and vibrator. (Reinforcement and shuttering paid separately)	m ³	29,141.00
Ct-49a	R.C.C. 1:2:4(3/4") in 5" thick slab in first floor using mixer and vibrator. (Reinforcement and shuttering paid separately) including curing	m ³	30,015.00
Ct-49b	R.C.C. 1:2:4(3/4") in 5" thick slab in second floor using mixer and vibrator. (Reinforcement and shuttering paid separately) including curing	m ³	30,598.00
Ct-49c	R.C.C. 1:2:4(3/4") in 5" thick slab in third floor using mixer and vibrator. (Reinforcement and shuttering paid separately) including curing	m ³	31,181.00
Ct-50	Slabs over drains ,cement concrete 3"(75mm) thick 1:2 :4 (3/4) and 1/2" cement rendering 1:3.(Reinforcement paid separately) Rate including shuttering & Curing	m ²	5,699.00
Ct -51	Roof flat cement concrete 75 mm thick 1:2:4(20 mm) mix, With 10.0mm dia. Tor Steel rods at 150 mm c/c both ways. Rate to include for 15mm thick plywood formwork, side & soffit plastering with 1:3,10.0 mm thick ct. mortar, , and plastering top of the slab, 3/4" thick in cement,sand 1:3 with Water proofing compound(10% by weight of cement)as super latex-302 or equivalent finished smooth with cement floating. Rate to including 1"x3/4" copping(wehikenda)underside of the slab.	m ²	15,724.00
Ct - 52	Concrete work table with 1:2:4(3/4") con. mixture 3" thick R/F with 10mm dia: twisted deform steel including 15mm plywood formwork to achieve the smooth finish of the soffit.	m ²	7,938.00
Ct - 53	Concreting valve chamber 9"x 9" x 9" (internally) with 1:2:4(3/4) ct. Con. Mixture 3" thick, plastered with 1:2, 1/2" thick ct. mortar , finished smooth with neat ct. floating.. Including 2" thick cover slab R/F with 6 mm dia. M.S. @ 4" c/c. both ways	nr	4,722.00
Ct-54	Cement Concrete 1 : 1 1/2 : 3 (3/4") (R/F and Shuttering paid separately) (GRADE 25)incl: mixer vibrater and curing	m ³	31,470.00
Ct-55	Cement concrete 1 : 1 1/2 : 3 (3/4") in column shafts in ground floor, using mixer and vibrator. (Reinforcement, shuttering and finishes paid separately). (GRADE 25).including curing	m ³	31,727.00
Ct-55 a	Cement concrete 1 : 1 1/2 : 3 (3/4") in column shafts in first floor, using mixer and vibrator. (Reinforcement, shuttering and finishes paid separately). (GRADE 25)including curing	m ³	32,679.00
Ct-55 b	Cement concrete 1 : 1 1/2 : 3 (3/4") in column shafts in second floor, using mixer and vibrator.(Reinforcement, shuttering and finishes paid for separately). (GRADE 25) including curing	m ³	33,313.00
Ct-55 c	Cement concrete 1 : 1 1/2 : 3 (3/4") in column shafts in third floor, using mixer and vibrator. (Reinforcement, shuttering and finishes paid separately). (GRADE 25)including curing	m ³	33,948.00
Ct -56	Cement concrete 1: 1 1/2: 3(3/4") in beams in ground floor, using mixer and vibrator. Incl. curing (Reinforcement, shuttering and finishes paid separately).(GRADE 25).	m ³	32,482.00
Ct -56 a	Cement concrete 1: 1 1/2: 3(3/4") in beams in first floor , using mixer and vibrator. (Reinforcement, shuttering and finishes paid separately). (GRADE 25).including curing	m ³	33,457.00
Ct -56 b	Cement concrete 1: 1 1/2: 3(3/4") in beams in second floor , using mixer and vibrator. (Reinforcement, shuttering and finishes paid separately).(GRADE 25).including curing	m ³	34,106.00
Ct -56 c	Cement concrete 1: 1 1/2: 3(3/4") in beams in third floor , using mixer and vibrator. (Reinforcement, shuttering and finishes paid for separately). (GRADE 25).including curing	m ³	34,756.00

Concrete - Mataara

Item Code	Description	Unit	Rate -LKR
Ct -57	R.C.C. 1: 1 1/2: 3(3/4") in 4" thick slab in ground floor, using mixer and vibrator. (Reinforcement and shuttering paid separately). (GRADE 25).including curing	m ³	32,430.00
Ct -57a	R.C.C. 1: 1 1/2: 3(3/4") in 4" thick slab in first floor, using mixer and vibrator. (Reinforcement and shuttering paid separately). (GRADE 25).including curing	m ³	33,402.00
Ct -57b	R.C.C. 1: 1 1/2: 3(3/4") in 4" thick slab in first floor, using mixer and vibrator. (Reinforcement and shuttering paid separately). (GRADE 25).including curing	m ³	34,051.00
Ct -57c	R.C.C. 1: 1 1/2: 3(3/4") in 4" thick slab in first floor, using mixer and vibrator. (Reinforcement and shuttering paid separately). (GRADE 25).including curing	m ³	34,700.00
Ct -58	R.C.C. 1: 1 1/2: 3(3/4") slab 4 1/2" thk. in ground floor , using mixer and vibrator incl. curing.(Reinforcement and shuttering paid separately). (GRADE 25).	m ³	32,418.00
Ct -58a	R.C.C. 1: 1 1/2: 3(3/4") slab 4 1/2" thk. in first floor , using mixer and vibrator.(Reinforcement and shuttering paid separately). (GRADE 25).including curing	m ³	33,391.00
Ct -58 b	R.C.C. 1: 1 1/2: 3(3/4") slab 4 1/2" thk in second floor , using mixer and vibrator (Reinforcement and shuttering paid separately). (GRADE 25).including curing	m ³	34,039.00
Ct -58 c	R.C.C. 1: 1 1/2: 3(3/4") slab 4 1/2" thk in third floor , using mixer and vibrator incl. curing(Reinforcement and shuttering paid separately).(GRADE 25).including curing	m ³	34,688.00
Ct -59	R.C.C. 1: 1 1/2: 3(3/4") in 5" thick slab in ground floor, using mixer and vibrator. Incl. curing (Reinforcement and shuttering paid separately).(GRADE 25).	m ³	32,407.00
Ct -59a	R.C.C. 1: 1 1/2: 3(3/4") in 5" thick slab in first floor, using mixer and vibrator. Incl. curing (Reinforcement and shuttering paid separately).(GRADE 25).	m ³	33,380.00
Ct -59b	R.C.C. 1: 1 1/2: 3(3/4") in 5" thick slab in second floor, using mixer and vibrator. Incl. curing (Reinforcement and shuttering paid separately).(GRADE 25).	m ³	34,028.00
Ct -59c	R.C.C. 1: 1 1/2: 3(3/4") in 5" thick slab in third floor, using mixer and vibrator. Incl. curing (Reinforcement and shuttering paid separately).(GRADE 25).	m ³	34,676.00
Ct-r-01	Supplying ready mixed concrete to site grade 15 up to 30 m3 (within 15 km from plant)	m ³	35,935.00
Ct-r-02	Supplying and placing ready mixed concrete grade 20 (1 : 2 : 4 - 3/4 ") in 115 mm thick floor slab. Above 30 m3(within 15 km from plant). Rate to include Pumpcar & curing after pouring(use river sand only)	m ³	41,570.00
Ct-r-03	Supplying and placing ready mixed concrete grade 20 (1 : 2 : 4 - 3/4 ") in 115 mm thick floor slab. Up to 30 m3 (within 15km from plant).Rate to include Pumpcar & curing after pouring(use river sand only)	m ³	42,732.00
Ct-r-04	Supplying ready mixed concrete to site grade 20 up to 30 m3 (within 15 km from plant)	m ³	37,766.00
Ct-r-05	Supplying and placing ready mixed concrete grade 25 in 115 mm thick floor slab. Above 30 m3 (within 15 km from plant).Rate to include Pumpcar & curing after pouring(use river sand only)	m ³	43,362.00
Ct-r-06	Supplying and placing ready mixed concrete grade 25 in 115 mm thick floor slab. Up to 30 m3 (within 15 km from plant).Rate to include Pumpcar & curing after pouring(use river sand only)	m ³	44,593.00
Ct-r-07	Supplying ready mixed concrete to site grade 25 up to 30 m3 (within 15 km from plant)	m ³	39,568.00

Concrete - Matara

19

Item Code	Description	Unit	Rate -LKR
Ct-r-08	Supplying and placing ready mixed concrete grade 30 (1 : 1 : 2 - 3/4 ") in 115 mm thick floor slab. Above 30 m3(within 15 km from plant). Rate to include Pumpcar & curing after pouring(use river sand only)	m ³	45,682.00
Ct-r-09	Supplying & placing ready mixed concrete grade 30 (1:1:2 (3/4") in 115 mm thick floor slab. Up to 30 m3 (within 15km from plant).Rate to include Pumpcar & curing after pouring(use river sand only)	m ³	46,932.00
Ct-r-10	Supplying ready mixed concrete to site grade 30 up to 30m3 (within 15 km from plant)	m ³	41,828.00

Prepared by : *[Signature]*

Approved by :

Checked by :

[Signature]

[Signature]

Director of building
Southern Province

Recommended By :

[Signature]

Eng. C. B. Abayadeera
Director (Engineering)
Southern Province Engineering Services Office
Fort - Galle

Rate Analysis for Construction & Repair Works - All

Second Half 2023-Southern Province

Form Work

Item Code	Description	Unit	Rate -LKR
FW-01	Shuttering for plum concrete by using 15mm thick plywood sheets. Flywood board should be fixed to timber frame with 4"x2" timber vertically at 600mm c/c and 50x50mm timber horizontally at 600mm c/c.Prepared shuttering board should be fixed to required measurements by using 8nr G.I. pipes,(2nr pipes at bottom,2nr pipes on top for both sides) 10nr Acro jacks,10mm dia: thread bars,1" P cone ans form ties at 1200mm c/c horizontally (minium 2 layers for a board).(Rate to include 100mm high 3mm thick sponge layer stick on one side to concrete wall at every lapping face, 1/2" dia: conduit for covering thread bars,mould oil,and dismantling same when required.) (2/16'-0"x9'-6"=304.00 ft2)(As per detail Drawing No SPES/Rate 23/Fw-01)	m ²	1,258.00
FW-02	Form work for plinth beam by using 15mm thick plywood sheets.Flywood board should be fixed to timber frame with 2"x2"timber vertically at 600mm c/c and 50x50mm timber horizontally at top and bottom.Prepared shuttering board should be fixing to required measurements by using wooden props.(2/16'-0"x1'-6"=48.00ft ²)(As per detail Drawing No SPES/Rate 23/Fw-02)	m ²	1,921.00
FW-03	Formwork for RCC retaining wall by using 15mm thick flywood sheets. Flywood board should be fixed to timber frame with 4"x2"timber vertically at 600mm c/c and 50x50mm timber horizontally at 600mm c/c..Prepared shuttering board should be fixed to required measurements by using 8nr G.I. pipes,(2nr pipes at bottom,2nr pipes on top for both sides) 10nr Acro jacks,10mm dia: thread bars,1" P cone and form ties at 1200mm c/c horizontally (minium 2 layers for a board). (Rate to include 100mm high 3mm thick sponge layer stick on one side to concrete wall at every lapping face, 1/2" dia: conduit for covering thread bars,mould oil,and dismantling same when required.) (2/16'-0"x4'-0"=128.00 ft2)(As per detail Drawing No SPES/Rate 23/Fw-03)	m ²	1,790.00
FW-04	Sawn timber (class II) formwork for sides of foundation footings.	m ²	1,653.00
	<u>Column-Class 11 timber</u>		
FW-05	Shuttering for column shaft 225 x225mm including Class (II) 25mm thick timber planks and 50x50mm class 11 timber joists . Rate to include necessary props,12mm dia: thread bar,washers,nuts & dismantling same when required -(As per detail Drawing No SPES/Rate 23/Fw-05)G: floor	m ²	5,326.00
FW-05a	Shuttering for column shaft 225 x225mm including Class (II) 25mm thick timber planks and 50x50mm class 11 timber joists. Rate to include necessary props,12mm dia: thread bar,washers,nuts and dismantling same when required-((As per detail Drawing No SPES/Rate 23/Fw-05)1st floor	m ²	5,432.00
FW-05b	Shuttering for column shaft 225 x225mm including Class (II) 25mm thick timber planks and 50x50mm class 11 timber joists . Rate to include necessary props,12mm dia: thread bar,washers,nuts and dismantling same when required-(As per detail Drawing No SPES/Rate 23/Fw-05)2 nd floor	m ²	5,485.00

Form Work

Item Code	Description	Unit	Rate -LKR
FW-05c	Shuttering for column shaft 225 x225mm including Class (II) 25mm thick timber planks and 50x50mm class 11 timber joists . Rate to include necessary props,12mm dia: thread bar,washers,nuts and dismantling same when required-(As per detail Drawing No SPES/Rate 23/Fw-05)3 rd floor	m ²	5,539.00
	Column -plywood sheets		
FW-06	Shuttering for column shaft 225 x225mm including 15mm thick plywood sheet,50x50mm timber,12mm dia: thread bar,washers,nuts,acro jacks and dismantling same when required. Rate to include 100mm high 3mm thick sponge layer stick on around concrete column at every lapping face),(As per detail Drawing No SPES/Rate 23/Fw-06)Ground floor	m ²	5,796.00
FW-06a	Shuttering for column shaft 225 x225mm including 15mm thick plywood sheet,50x50mm timber,12mm dia: thread bar,washers,nuts and dismantling same when required.Rate to include 100mm high 3mm thick sponge layer stick on around concrete column at every lapping face)(As per detail Drawing No SPES/Rate 23/Fw-06) -First floor	m ²	5,912.00
FW-06b	Shuttering for column shaft 225 x225mm including 15mm thick plywood sheet,50x50mm timber,12mm dia: thread bar,washers,nuts and dismantling same when required.Rate to include 100mm high 3mm thick sponge layer stick on around concrete column at every lapping face)(As per detail Drawing No SPES/Rate 23/Fw-06) -First floor	m ²	5,970.00
FW-06c	Shuttering for column shaft 225 x225mm including 15mm thick plywood sheet,50x50mm timber,12mm dia: thread bar,washers,nuts and dismantling same when required.Rate to include 100mm high 3mm thick sponge layer stick on around concrete column at every lapping face) (As per detail Drawing No SPES/Rate 23/Fw-06)-First floor	m ²	6,028.00
FW-07	Shuttering for column shaft 300 x225mm including 15mm thick plywood sheet,50x50mm timber,12mm dia: thread bar,washers,nuts,acro jacks and dismantling same when required -Rate to include 100mm high 3mm thick sponge layer stick on around concrete column at every lapping face)(As per detail Drawing No SPES/Rate 23/Fw-06)Ground floor	m ²	5,030.00
FW-07a	Shuttering for column shaft 300 x225mm including 15mm thick plywood sheet,50x50mm timber,12mm dia: thread bar,washers,nuts and dismantling same when required.Rate to include 100mm high 3mm thick sponge layer stick on aroundconcrete column at every lapping face) (As per detail Drawing No SPES/Rate 23/Fw-06)-First floor	m ²	5,131.00
FW-07b	Shuttering for column shaft 300 x225mm including 15mm thick plywood sheet,50x50mm timber,12mm dia: thread bar,washers,nuts and dismantling same when required.Rate to include 100mm high 3mm thick sponge layer stick on around concrete column at every lapping face) (As per detail Drawing No SPES/Rate 23/Fw-06)-Second floor	m ²	5,181.00
FW-07c	Shuttering for column shaft 300 x225mm including 15mm thick plywood sheet,50x50mm timber,12mm dia: .thread bar,washers,nuts and dismantling same when required.Rate to include 100mm high 3mm thick sponge layer stick on around concrete column at every lapping face) (As per detail Drawing No SPES/Rate 23/Fw-06)-Third floor	m ²	5,231.00

Form Work

Item Code	Description	Unit	Rate -LKR
FW-08	Shuttering for column shaft 300 x300mm including 15mm thick plywood sheet,50x50mm timber,12mm dia: thread bar,washers,nuts,acro jacks and dismantling same when required -Rate to include 100mm high 3mm thick sponge layer stick on around concrete column at every lapping face)(As per detail Drawing No SPES/Rate 23/Fw-06)Ground floor	m ²	4,541.00
FW-08a	Shuttering for column shaft 300 x300mm including 15mm thick plywood sheet,50x50mm timber,12mm dia: thread bar,washers,nuts and dismantling same when required.Rate to include 100mm high 3mm thick sponge layer stick on around concrete column at every lapping face) -(As per detail Drawing No SPES/Rate 23/Fw-06)First floor	m ²	4,632.00
FW-08b	Shuttering for column shaft 300 x300mm including 15mm thick plywood sheet,50x50mm timber,12mm dia: thread bar,washers,nuts and dismantling same when required.Rate to include 100mm high 3mm thick sponge layer stick on around concrete column at every lapping face) (As per detail Drawing No SPES/Rate 23/Fw-06)-Second floor	m ²	4,677.00
FW-08c	Shuttering for column shaft 300 x300mm including 15mm thick plywood sheet,50x50mm timber,12mm dia: thread bar,washers,nuts and dismantling same when required.Rate to include 100mm high 3mm thick sponge layer stick on around concrete column at every lapping face) (As per detail Drawing No SPES/Rate 23/Fw-06)-Third floor	m ²	4,722.00
	<u>Steel column shutters</u>		
FW-09	Shuttering for column shaft 225x225mm including 2mm iron plate and 25mm x 25mmx6mm angle iron welded to bended plate horizontally at 300mm c/c. Rate to include U clips,acro jacks.and dismantling same when required (Rate to include 100mm high 3mm thick sponge layer stick on around concrete column at every lapping face) -(As per detail Drawing No SPES/Rate 23/Fw-09)Ground floor	m ²	2,526.00
FW-09a	Shuttering for column shaft 225 x225mm including 2mm iron plate and 25mm x 25mmx6mm angle iron welded to bended plate horizontally at 300mm c/c. Rate to include U clips,acro jacks.and dismantling same when required(Rate to include 100mm high 3mm thick sponge layer stick on around concrete column at every lapping face)(As per detail Drawing No SPES/Rate 23/Fw-09)-First floor	m ²	2,577.00
FW-09b	Shuttering for column shaft 225mm x225mm including 2mm iron plate and 25mm x 25mmx6mm angle iron welded to bended plate horizontally at 300mm c/c. Rate to include U clips,acro jacks.and dismantling same when required(Rate to include 100mm high 3mm thick sponge layer stick on around concrete column at every lapping face)(As per detail Drawing No SPES/Rate 23/Fw-09)-Second floor	m ²	2,602.00
FW-09c	Shuttering for column shaft 225 x225mm including 2mm iron plate and 25mm x 25mmx6mm angle iron welded to bended plate horizontally at 300mm c/c. Rate to include U clips,acro jacks.and dismantling same when required(Rate to include 100mm high 3mm thick sponge layer stick on around concrete column at every lapping face)(As per detail Drawing No SPES/Rate 23/Fw-09)-Third floor	m ²	2,627.00

Form Work

Item Code	Description	Unit	Rate -LKR
FW-10	Shuttering for column shaft 300 x225mm including 2mm iron plate and 25mm x 25mmx6mm angle iron welded to bended plate horizontally at 300mm c/c. Rate to include U clips,acro jacks.and dismantling same when required(Rate to include 100mm high 3mm thick sponge layer stick on around concrete column at every lapping face)(As per detail Drawing No SPES/Rate 23/Fw-09) -Ground floor	m ²	2,227.00
FW-10a	Shuttering for column shaft 300 x225mm including 2mm iron plate and 25mm x 25mmx6mm angle iron welded to bended plate horizontally at 300mm c/c. Rate to include U clips,acro jacks.and dismantling same when required(Rate to include 100mm high 3mm thick sponge layer stick on around concrete column at every lapping face)(As per detail Drawing No SPES/Rate 23/Fw-09)-First floor	m ²	2,272.00
FW-10b	Shuttering for column shaft 300mm x225mm including 2mm iron plate and 25mm x 25mmx6mm angle iron welded to bended plate horizontally at 300mm c/c. Rate to include U clips,acro jacks.and dismantling same when required(Rate to include 100mm high 3mm thick sponge layer stick on around concrete column at every lapping face)(As per detail Drawing No SPES/Rate 23/Fw-09)-Second floor	m ²	2,294.00
FW-10c	Shuttering for column shaft 300 x225mm including 2mm iron plate and 25mm x 25mmx6mm angle iron welded to bended plate horizontally at 300mm c/c. Rate to include U clips,acro jacks.and dismantling same when required(Rate to include 100mm high 3mm thick sponge layer stick on around concrete column at every lapping face)(As per detail Drawing No SPES/Rate 23/Fw-09)-Third floor	m ²	2,317.00
FW-11	Shuttering for column shaft 300 x300mm including 2mm iron plate and 25mm x 25mmx6mm angle iron welded to bended plate horizontally at 300mm c/c. Rate to include U clips,acro jacks.and dismantling same when required(Rate to include 100mm high 3mm thick sponge layer stick on around concrete column at every lapping face)(As per detail Drawing No SPES/Rate 23/Fw-09) -Ground floor	m ²	1,995.00
FW-11a	Shuttering for column shaft 300 x300mm including 2mm iron plate and 25mm x 25mmx6mm angle iron welded to bended plate horizontally at 300mm c/c. Rate to include U clips,acro jacks.and dismantling same when required(Rate to include 100mm high 3mm thick sponge layer stick on around concrete column at every lapping face)(As per detail Drawing No SPES/Rate 23/Fw-09)-First floor	m ²	2,035.00
FW-11b	Shuttering for column shaft 300mm x300mm including 2mm iron plate and 25mm x 25mmx6mm angle iron welded to bended plate horizontally at 300mm c/c. Rate to include U clips,acro jacks.and dismantling same when required(Rate to include 100mm high 3mm thick sponge layer stick on around concrete column at every lapping face)(As per detail Drawing No SPES/Rate 23/Fw-09)-Second floor	m ²	2,055.00
FW-11c	Shuttering for column shaft 300 x300mm including 2mm iron plate and 25mm x 25mmx6mm angle iron welded to bended plate horizontally at 300mm c/c. Rate to include U clips,acro jacks.and dismantling same when required(Rate to include 100mm high 3mm thick sponge layer stick on around concrete column at every lapping face)(As per detail Drawing No SPES/Rate 23/Fw-09)-Third floor	m ²	2,074.00

Form Work

Item Code	Description	Unit	Rate -LKR
	<u>Shuttering for floor slabs</u>		
	<u>Timber shuttering</u>		
FW-12	Shuttering for floor slab concrete including 15 mm plywood sheets, 4" x 2" Class (II) timber joists and necessary props. up to 12'-00" height. (Rate to include dismantling same when required). Ground floor	m ²	3,681.00
FW-12a	Shuttering for floor slab concrete including 15 mm plywood sheets, 4" x 2" Class (II) timber joists and necessary props. up to 12'-0" height. (Rate to include for dismantling same when required) 1 st floor	m ²	3,755.00
FW-12b	Shuttering for floor slab concrete including 15 mm plywood sheets, 4" x 2" Class (II) timber joists and necessary props. up to 12 ft height. (Rate to include for dismantling same when required). 2 nd floor	m ²	3,791.00
FW-12c	Shuttering for floor slab concrete including 15 mm plywood sheets, 4" x 2" Class (II) timber joists and necessary props. up to 12ft height. (Rate to include for dismantling same when required). 3 rd floor	m ²	3,828.00
FW-13	Shuttering for floor slab side boards by using 1" (25mm) thick class 11 timber planks and 50x25mm timber reepers as joist at 1200mm c/c.(Rate to include for dismantling same when required) Ground floor	m ²	3,150.00
FW-13a	Shuttering for floor slab side boards by using 1" (25mm) thick class 11 timber planks and 50x25mm timber reepers as joist at 1200mm c/c.(Rate to include for dismantling same when required) 1st floor	m ²	3,214.00
FW-13b	Shuttering for floor slab side boards by using 1" (25mm) thick class 11 timber planks and 50x25mm timber reepers as joist at 1200mm c/c.(Rate to include for dismantling same when required) 2nd floor	m ²	3,245.00
FW-13c	Shuttering for floor slab side boards by using 1" (25mm) thick class 11 timber planks and 50x25mm timber reepers as joist at 1200mm c/c.(Rate to include for dismantling same when required) 3rd floor	m ²	3,277.00
FW-14	Steel shuttering for floor slab concrete including 2mm iron plates laid on 50Ø G.I. pipe (heavy quality) at 300mm c/c on 4"x2" class 11 timber joist at 600mm c/c.Laying 2"x2" class 11 timber bearer under iron plate joints parallel to G.I. pipe.Rate to include 5nr acro jack for each 4"x2" timber joist, applying mould oil and dismantling same when required.(As per detail Drawing No SPES/Rate 23/Fw-14)Ground floor	m ²	1,497.00
FW-14a	Steel shuttering for floor slab concrete including 2mm iron plates laid on 50Ø G.I. pipe (heavy quality) at 300mm c/c on 4"x2" class 11 timber joist at 600mm c/c.Laying 2"x2" class 11 timber bearer under iron plate joints pareral to G.I. pipe.Rate to include 5nr acro jack for each 4"x2" timber joist, applying mould oil and dismantling same when required.(As per detail Drawing No SPES/Rate 23/Fw-14)First floor	m ²	1,527.00
FW-14b	Steel shuttering for floor slab concrete including 2mm iron plates laid on 50Ø G.I. pipe (heavy quality) at 300mm c/c on 4"x2" class 11 timber joist at 600mm c/c.Laying 2"x2" class 11 timber bearer under iron plate joints pareral to G.I. pipe.Rate to include 5nr acro jack for each 4"x2" timber joist, applying mould oil and dismantling same when required.(As per detail Drawing No SPES/Rate 23/Fw-14)2nd floor	m ²	1,542.00

Form Work

25

Item Code	Description	Unit	Rate -LKR
FW-14c	Steel shuttering for floor slab concrete including 2mm iron plates laid on 50Ø G.I. pipe (heavy quality) at 300mm c/c on 4"x2" class 11 timber joist at 600mm c/c. Laying 2"x2" class 11 timber bearer under iron plate joints parallel to G.I. pipe. Rate to include 5nr acro jack for each 4"x2" timber joist, applying mould oil and dismantling same when required. (As per detail Drawing No SPES/Rate 23/Fw-14) 3rd floor	m ²	1,557.00
FW-15	Shuttering for 4 1/2" X 6 "concrete lintel including Class (II) timber planks and joists necessary props. (Rate to include dismantling same when required).	m ²	2,052.00
FW-16	Shuttering for 9" x 6 "concrete lintel including Class (II) timber planks and joists necessary props.	m ²	2,345.00
FW-17	Shuttering for 4 1/2" X 3" concrete copping using Class (II) timber planks (Rate to include dismantling same when required). for both sides	m	456.00
FW-18	Shuttering for 0'-4 1/2" x 0'-9" concrete stiffener including Class (II) timber planks and joists necessary props. (Rate to include dismantling same when required).	m ²	2,173.00

Prepared by : 

Checked by : 

Recommended By : 

Approved by :



Director Engineering
Southern Province

Eng. C. B. Abayadeera
Director (Engineering)
Southern Province Engineering Services Office
Fort - Galle

Rate Schedule for Construction & Repair Works - All
Second Half 2023-Southern Province

Steel Rates

Item Code	Description	Unit	Rate - LKR
	Tor Steel & Mild steel		
	Rates for reinforcement shall include for rolling, margin, preparation of bar bending schedules, wire brushing, binding cover blocks, supports, chairs and spacers, supporting and keeping in position during concreting. All Tor reinforcement in used Tensile strength 460 kN/M ² , Mild steel reinforcement Tensile Strength 250 kN/M ²		
R/F-01	Up to DPC	Kg	500.00
R/F-02	Ground floor	Kg	539.00
R/F-03	1 st floor	Kg	552.00
R/F-04	2 nd floor	Kg	566.00
R/F-05	3 rd floor	Kg	579.00
	Mild Steel		
R/F-06	Up to DPC	Kg	500.00
R/F-07	Ground floor	Kg	539.00
R/F-08	1 st floor	Kg	552.00
R/F-09	2 nd floor	Kg	566.00
R/F-10	3 rd floor	Kg	579.00
	6mm Steel		
R/F-11	Up to DPC	Kg	503.00
R/F-12	Ground floor	Kg	542.00
R/F-13	1 st floor	Kg	556.00
R/F-14	2 nd floor	Kg	569.00
R/F-15	3 rd floor	Kg	583.00

Prepared by :

J. P. ...

Checked by :

[Signature]

Recommended By :

N. ...

Approved by :

C. B. Abey
.....
Director of building
Southern Province
Eng. C. B. Abayadeera
Director (Engineering)
Southern Province Engineering Services Office
Fort - Galle


✓ 27
14

Rate Schedule for Construction & Repair Works - All
Second Half 2023-Southern Province
Cement Block


Item Code	Description	Unit	Rate -LKR
	Rates for Cement Block Work shall include for extra material for curved work, rough and fair cutting. Forming enough and fair grooves, throats mortises, chases, rebates, holes stops miters, raking out joints to form key, labour in eaves filling labour in return ends and angles and centering (Not for load Bearing wall)		
CB - 01	16"X4"x8" Cement Block Work in 100 mm 1:5 cement mortar (up to first floor level) (Not for load Bearing wall) compressive strength should be 1.2 N/mm ²	m ²	2,653.00
CB - 01 a	16"X4"x8" Cement Block Work in 100 mm 1:5 cement mortar (Not for load Bearing wall) first floor level.compressive strength should be 1.2 N/mm ²	m ²	2,732.00
CB - 01 b	16"X4"x8" Cement Block Work in 100 mm 1:5 cement mortar (Not for load Bearing wall) in second floor level.compressive strength should be 1.2 N/mm ²	m ²	2,785.00
CB - 01 c	16"X4"x8" Cement Block Work in 100 mm 1:5 cement mortar (Not for load Bearing wall) in third floor level.compressive strength should be 1.2 N/mm ²	m ²	2,839.00

Prepared by : 

Approved by :

Checked by : 



Recommended By : 

Director of building
Southern Province
Eng. C. B. Abayadeera
Director (Engineering)
Southern Province Engineering Services Office
Fort - Galle

Rate Analysis for Construction & Repair Works - All
Second Half 2023-Southern Province

Pavior

Item Code	Description	Unit	Rate -LKR
Pa-01	Floors, brick paved,75 mm thick in 2:5 lime & sand motor. cement rendering floor 12.5mm thick in 1:3 cement and sand mix and finish smooth with neat cement floating.	m ²	4,083.00
Pa-02	Floors, brick paved,75 mm thick set in 2:5 lime & sand motor. cement rendering floor 12.5mm thick in 1:3 cement and sand mix and finish smooth with neat cement floating. including sorting out and cleaning available bricks.	m ²	3,296.00
Pa-03	Floors, cement concrete 1:2 1/2: 5 (25 mm Metal) 75 mm thick, cement rendered 12.5 mm 1:3 with expansion joints filled with cement and sand	m ²	3,812.00
Pa-04	Floors, cement concrete 1:2 1/2: 5 (25 mm Metal)75 mm thick, colour cement(holland brand red) rendered 12.5 mm thick in cement and sand 1:3 with expansion joints filled with cement and sand	m ²	4,284.00
Pa-05	Floor tile supplying and laying. 300 x 300 mm approved quality & colour, including raking plaster bedding in cement mortar 1:3 and pointed with tile grout to match the tiles.(Use Lanka tiles)	m ²	7,571.00
Pa-05a	Floor tile supplying and laying. 300 x 300 mm approved quality & colour including raking plaster bedding in cement mortar 1:3 and pointed with tile grout to match the tiles.(Use Lanka tiles) in 1st floor	m ²	7,722.00
Pa-05b	Floor tile supplying and laying. 300 x 300 mm approved quality & colour including raking plaster bedding in cement mortar 1:3 and pointed with tile grout to match the tiles.(Use Lanka tiles) in 2nd floor	m ²	7,874.00
Pa-05c	Floor tile supplying and laying. 300 x 300 mm approved quality & colour including raking plaster bedding in cement mortar 1:3 and pointed with tile grout to match the tiles.(Use Lanka tiles) in 3rd floor	m ²	8,025.00
Pa-06	Tile skirting 100 mm high with all specials supplying and fixing to walls including raking plaster and bedding in 1:3 cement mortar and pointed with tile grout.(Use Lanka 300 x 300 mm tiles-colour)	m	1,103.00
Pa-06a	Tile skirting 100 mm high with all specials supplying and fixing to walls including raking plaster and bedding in 1:3 cement mortar and pointed with tile grout.(Use Lanka 300 x 300 mm tiles-colour) 1st floor	m	1,125.00
Pa-06b	Tile skirting 100 mm high with all specials supplying and fixing to walls including raking plaster and bedding in 1:3 cement mortar and pointed with tile grout.(Use Lanka 300 x 300 mm tiles-colour) 2nd floor	m	1,147.00
Pa-06c	Tile skirting 100 mm high with all specials supplying and fixing to walls including raking plaster and bedding in 1:3 cement mortar and pointed with tile grout.(Use Lanka 300 x 300 mm tiles-colour) 3rd floor	m	1,169.00
Pa-07	300 x 600 mm Ceramic floor tiles(colour) with all specials supplying and fixing to floors including raking plaster 1:3 and bedding in Tile motar pointed with tile grout.(Use lanka tiles) as per the engineer's instruction.	m ²	8,104.00
Pa-07a	300 x 600 mm Ceramic floor tiles(colour) with all specials supplying and fixing to floors including raking plaster 1:3 and bedding in Tile motar pointed with tile grout.(Use lanka tiles) as per the engineer's instruction. 1st floor	m ²	8,266.00
Pa-07b	300 x 600 mm Ceramic floor tiles(colour) with all specials supplying and fixing to floors including raking plaster 1:3 and bedding in Tile motar pointed with tile grout.(Use lanka tiles) as per the engineer's instruction. 2nd floor	m ²	8,428.00

Pavior

Item Code	Description	Unit	Rate -LKR
Pa-07c	300 x 600 mm Ceramic floor tiles(colour) with all specials supplying and fixing to floors including raking plaster 1:3 and bedding in Tile motar pointed with tile grout.(Use lanka tiles) as per the engineer's instruction. 3rd floor	m ²	8,590.00
Pa-08	400 x 400 mm Ceramic tiles with all specials supplying and fixing to floors including raking plaster and bedding in 1:3 cement mortar & pointed with tile grout.(Use Lanka tiles)as per the engineer's instruction.	m ²	10,793.00
Pa-08a	400 x 400 mm Ceramic tiles with all specials supplying and fixing to floors including raking plaster and bedding in 1:3 cement mortar & pointed with tile grout.(Use Lanka tiles)as per the engineer's instruction. 1st floor	m ²	11,009.00
Pa-08b	400 x 400 mm Ceramic tiles with all specials supplying and fixing to floors including raking plaster and bedding in 1:3 cement mortar & pointed with tile grout.(Use Lanka tiles)as per the engineer's instruction. 2nd floor	m ²	11,225.00
Pa-08c	400 x 400 mm Ceramic tiles with all specials supplying and fixing to floors including raking plaster and bedding in 1:3 cement mortar & pointed with tile grout.(Use Lanka tiles)as per the engineer's instruction. 3rd floor	m ²	11,441.00
Pa-09	Tile skirting 100 mm high all specials supplying and fixing to walls including raking plaster and bedding in cement mortar 1:3 & pointed with tile grout.(Use Lanka 400 x 4 00 mm tiles)as per the engineer's instruction.	m	1,291.00
Pa-09a	Tile skirting 100 mm high all specials supplying and fixing to walls including raking plaster and bedding in cement mortar 1:3 & pointed with tile grout.(Use Lanka 400 x 4 00 mm tiles)as per the engineer's instruction. 1st floor	m	1,317.00
Pa-09b	Tile skirting 100 mm high all specials supplying and fixing to walls including raking plaster and bedding in cement mortar 1:3 & pointed with tile grout.(Use Lanka 400 x 4 00 mm tiles)as per the engineer's instruction.2nd floor	m	1,343.00
Pa-09c	Tile skirting 100 mm high all specials supplying and fixing to walls including raking plaster and bedding in cement mortar 1:3 & pointed with tile grout.(Use Lanka 400 x 4 00 mm tiles)as per the engineer's instruction.3rd floor	m	1,369.00
Pa-10	600 x 600 mm Ceramic tiles with all specials supplying and fixing to floors including raking plaster 1:3 and bedding in Tile Motar(Swistec/ tokyo super) & pointed with tile grout. (Use Lanka tiles Gloss finish, Primee cost Rs.1587)as per the engineer's instruction.	m ²	8,146.00
Pa-10a	600 x 600 mm Ceramic tiles with all specials supplying and fixing to floors including raking plaster 1:3 and bedding in Tile Motar(Swistec/ tokyo super) & pointed with tile grout. (Use Lanka tiles Gloss finish, Prime cost Rs.1587)as per the engineer's instruction. (super plus tile motor)1st floor	m ²	8,309.00
Pa-10b	600 x 600 mm Ceramic tiles with all specials supplying and fixing to floors including raking plaster 1:3 and bedding in Tile Motar(Swistec/ tokyo super) & pointed with tile grout. (Use Lanka tiles Gloss finish, Prime cost Rs.1587)as per the engineer's instruction.(super plus tile motor) 2nd floor	m ²	8,472.00
Pa-10c	600 x 600 mm Ceramic tiles with all specials supplying and fixing to floors including raking plaster 1:3 and bedding in Tile Motar(Swistec/ tokyo super) & pointed with tile grout. (Use Lanka tiles Gloss finish, Prime cost Rs.1587)as per the engineer's instruction. (super plus tile motor)3rd floor	m ²	8,635.00
Pa-11	600 x 600 mm Ceramic tiles with all specials supplying and fixing to floors including raking plaster 1:3 and bedding in Tile Motar(Swistec/ tokyo super) & pointed with tile grout. (Use Lanka tiles Mat finish, Prime cost Rs.1731)as per the engineer's instruction.	m ²	8,648.00

Pavior

Item Code	Description	Unit	Rate -LKR
Pa-11a	600 x 600 mm Ceramic tiles with all specials supplying and fixing to floors including raking plaster 1:3 and bedding in Tile Motar(SwistecK/ tokyo super) & pointed with tile grout. (Use Lanka tiles Mat finish, Prime cost Rs.1731)as per the engineer's instruction. 1st floor	m ²	8,821.00
Pa-11b	600 x 600 mm Ceramic tiles with all specials supplying and fixing to floors including raking plaster 1:3 and bedding in Tile Motar(SwistecK/ tokyo super) & pointed with tile grout. (Use Lanka tiles Mat finish, Prime cost Rs.1731)as per the engineer's instruction. 2nd floor	m ²	8,994.00
Pa-11c	600 x 600 mm Ceramic tiles with all specials supplying and fixing to floors including raking plaster 1:3 and bedding in Tile Motar(SwistecK/ tokyo super) & pointed with tile grout. (Use Lanka tiles Mat finish, Prime cost Rs.1731)as per the engineer's instruction. 3rd floor	m ²	9,167.00
Pa-12	Tile skirting 100 mm high and all specials supplying and fixing to walls including raking plaster and bedding in tile mortar 1:3 & pointed with tile grout.(Use Lanka 600 x 600 mm Gloss finish tiles - Prime Cost Rs:-1587)as per the engineer's instruction.(swistecK)	m	1,121.00
Pa-12 a	Tile skirting 100 mm high and all specials supplying and fixing to walls including raking plaster and bedding in tile mortar 1:3 & pointed with tile grout.(Use Lanka 600 x 600 mm Gloss finish tiles - Prime Cost Rs:-1587)as per the engineer's instruction. (swistecK)1st floor	m	1,143.00
Pa-12 b	Tile skirting 100 mm high and all specials supplying and fixing to walls including raking plaster and bedding in tile mortar 1:3 & pointed with tile grout.(Use Lanka 600 x 600 mm Gloss finish tiles - Prime Cost Rs:-1587)as per the engineer's instruction. (swistecK)2nd floor	m	1,166.00
Pa-12 c	Tile skirting 100 mm high and all specials supplying and fixing to walls including raking plaster and bedding in tile mortar 1:3 & pointed with tile grout.(Use Lanka 600 x 600 mm Gloss finish tiles - Prime Cost Rs:-1587)as per the engineer's instruction.(swistecK) 3rd floor	m	1,188.00
Pa-13	Tile skirting 100 mm high and all specials supplying and fixing to walls including raking plaster and bedding in tile mortar 1:3 & pointed with tile grout.(Use Lanka 600 x 600 mm Mat finish tiles - Prime Cost :-1731)as per the engineer's instruction.	m	1,174.00
Pa-13a	Tile skirting 100 mm high and all specials supplying and fixing to walls including raking plaster and bedding in tile mortar 1:3 & pointed with tile grout.(Use Lanka 600 x 600 mm Mat finish tiles - Prime Cost :-1731)as per the engineer's instruction. 1st floor	m	1,198.00
Pa-13b	Tile skirting 100 mm high and all specials supplying and fixing to walls including raking plaster and bedding in tile mortar 1:3 & pointed with tile grout.(Use Lanka 600 x 600 mm Mat finish tiles - Prime Cost :-1731)as per the engineer's instruction. 2nd floor	m	1,221.00
Pa-13c	Tile skirting 100 mm high and all specials supplying and fixing to walls including raking plaster and bedding in tile mortar 1:3 & pointed with tile grout.(Use Lanka 600 x 600 mm Mat finish tiles - Prime Cost :-1731)as per the engineer's instruction. 3rd floor	m	1,245.00
Pa-14	Tiles glazed colour 200 x 300 mm with all specials , supplying and fixing to walls including raking plaster bedding in cement mortar 1:3 and pointed with tile grout to match the tiles.(Use Lanka tiles)as per the engineer's instruction.	m	7,920.00
Pa-14a	Tiles glazed colour 200 x 300 mm with all specials , supplying and fixing to walls including raking plaster bedding in cement mortar 1:3 and pointed with tile grout to match the tiles.(Use Lanka tiles) in 1st floor as per the engineer's instruction. (1st floor)	m ²	8,079.00

Pavior

Item Code	Description	Unit	Rate -LKR
Pa-14 b	Tiles glazed colour 200 x 300 mm with all specials , supplying and fixing to walls including raking plaster bedding in cement mortar 1:3 and pointed with tile grout to match the tiles.(Use Lanka tiles) in 2nd floor as per the engineer's instruction.(2nd floor)	m ²	8,237.00
Pa-14 c	Tiles glazed colour 200 x 300 mm with all specials , supplying and fixing to walls including raking plaster bedding in cement mortar 1:3 and pointed with tile grout to match the tiles.(Use Lanka tiles) in 3rd floor as per the engineer's instruction.(3rd floor)	m ²	8,396.00
Pa-15	Wall Tiles glazed colour 300 x 600 mm with all specials , supplying and fixing to walls including raking 1:3 plaster bedding in tile mortar and pointed with tile grout to match the tiles.(Use Lanka tiles)as per the engineer's instruction.	m ²	8,104.00
Pa-15a	Wall Tiles glazed colour 300 x 600 mm with all specials , supplying and fixing to walls including raking 1:3 plaster bedding in tile mortar and pointed with tile grout to match the tiles.(Use Lanka tiles)as per the engineer's instruction.1st floor	m ²	8,266.00
Pa-15b	Wall Tiles glazed colour 300 x 600 mm with all specials , supplying and fixing to walls including raking 1:3 plaster bedding in tile mortar and pointed with tile grout to match the tiles.(Use Lanka tiles)as per the engineer's instruction.2nd floor	m ²	8,428.00
Pa-15c	Wall Tiles glazed colour 300 x 600 mm with all specials , supplying and fixing to walls including raking 1:3 plaster bedding in tile mortar and pointed with tile grout to match the tiles.(Use Lanka tiles)as per the engineer's instruction.3rd floor	m ²	8,590.00
Pa-16	Floor tile for Staircase , supplying and laying. 300 x 300 mm approved quality & colour, including raking plaster bedding in cement mortar 1:3 and pointed with tile grout to match the tiles.(Use Lanka tiles)as per the engineer's instruction.	m ²	8,625.00
Pa-17	300 x 600 mm Ceramic Floor tile (colour) for Staircase ,with all specials supplying and fixing to floors including raking plaster and bedding in 1:3 cement mortar & pointed with tile grout.(Use lanka tiles)as per the engineer's instruction.	m ²	9,139.00
Pa-18	400 x 400 mm Ceramic tiles for Staircase , with all specials supplying and fixing to floors including raking plaster and bedding in 1:3 cement mortar & pointed with tile grout.(Use Lanka tiles) as per the engineer's instruction.	m ²	11,865.00
Pa-19	600 x 600 mm Ceramic tiles for Staircase , with all specials supplying and fixing to floors including raking plaster 1:3 and bedding in Tile Motar(Swistec/ tokyo super) & pointed with tile grout. (Use Lanka tiles) as per the engineer's instruction.	m ²	8,572.00
Pa-20	Floor tile supplying and laying. 300 x 300 mm approved quality & colour, including raking plaster bedding in cement mortar 1:3 and pointed with tile grout to match the tiles.(Use Rocell) as per the engineer's instruction.	m ²	7,413.00
Pa-20a	Floor tile supplying and laying.300 x 300 mm approved quality & colour including raking plaster bedding in cement mortar 1:3 and pointed with tile grout to match the tiles.(Use Rocell tiles) in 1st floor as per the engineer's instruction.	m ²	7,562.00
Pa-20b	Floor tile supplying and laying. 300 x 300 mm approved quality & colour including raking plaster bedding in cement mortar 1:3 and pointed with tile grout to match the tiles.(Use Rocell tiles) in 2nd floor as per the engineer's instruction.	m ²	7,710.00

Pavior

Item Code	Description	Unit	Rate -LKR
Pa-20c	Floor tile supplying and laying. 300 x 300 mm approved quality & colour including raking plaster bedding in cement mortar 1:3 and pointed with tile grout to match the tiles.(Use Rocell tiles) in 3rd floor as per the engineer's instruction.	m ²	7,858.00
Pa-21	Tile skirting 100 mm high with all specials supplying and fixing to walls including raking plaster and bedding in 1:3 cement mortar and pointed with tile grout.(Use Rocell 300 x 300 mm tiles-colour) as per the engineer's instruction.	m ²	984.00
Pa-21a	Tile skirting 100 mm high with all specials supplying and fixing to walls including raking plaster and bedding in 1:3 cement mortar and pointed with tile grout.(Use Rocell 300 x 300 mm tiles-colour) as per the engineer's instruction. 1st floor	m	1,003.00
Pa-21b	Tile skirting 100 mm high with all specials supplying and fixing to walls including raking plaster and bedding in 1:3 cement mortar and pointed with tile grout.(Use Rocell 300 x 300 mm tiles-colour) as per the engineer's instruction. 2nd floor	m	1,023.00
Pa-21c	Tile skirting 100 mm high with all specials supplying and fixing to walls including raking plaster and bedding in 1:3 cement mortar and pointed with tile grout.(Use Rocell 300 x 300 mm tiles-colour) as per the engineer's instruction.3rd floor	m	1,043.00
Pa-22	400 x 400 mm Ceramic tiles(colour) with all specials supplying and fixing to floors including raking plaster and bedding in 1:3 cement mortar & pointed with tile grout.(Use Rocell tiles 78H Prime cost Rs.....)as per the engineer's instruction.	m ²	Not in mareket
Pa-22a	Floor tile supplying and laying. 400 x 400 mm approved quality & colour including raking plaster bedding in cement mortar 1:3 and pointed with tile grout to match the tiles.(Use Rocell tiles 78H Prime cost Rs.....) in 1st floor as per the engineer's instruction.	m ²	Not in mareket
Pa-22b	Floor tile supplying and laying. 400 x 400 mm approved quality & colour including raking plaster bedding in cement mortar 1:3 and pointed with tile grout to match the tiles.(Use Rocell tiles 78H Prime cost Rs.....) in 2nd floor as per the engineer's instruction.	m ²	Not in mareket
Pa-22c	Floor tile supplying and laying. 400 x 400 mm approved quality & colour including raking plaster bedding in cement mortar 1:3 and pointed with tile grout to match the tiles.(Use Rocell tiles 78H Prime cost Rs.....) in 3rd floor as per the engineer's instruction.	m ²	Not in mareket
Pa-23	Tile skirting 100 mm high with(using 400 x 400 mm tile)all specials supplying and fixing to walls including raking plaster and bedding in cement mortar 1:3 & pointed with tile grout.(Use Rocell tiles 78H Prime cost Rs.....) as per the engineer's instruction.	m	Not in mareket
Pa-23a	Tile skirting 100 mm high with(using 400 x 400 mm tile)all specials supplying and fixing to walls including raking plaster and bedding in cement mortar 1:3 & pointed with tile grout.(Use Rocell tiles 78H Prime cost Rs.....) as per the engineer's instruction. 1st floor	m	Not in mareket
Pa-23b	Tile skirting 100 mm high with(using 400 x 400 mm tile)all specials supplying and fixing to walls including raking plaster and bedding in cement mortar 1:3 & pointed with tile grout.(Use Rocell tiles 78H Prime cost Rs.....) as per the engineer's instruction. 2nd floor	m	Not in mareket
Pa-23c	Tile skirting 100 mm high with(using 400 x 400 mm tile)all specials supplying and fixing to walls including raking plaster and bedding in cement mortar 1:3 & pointed with tile grout.(Use Rocell tiles 78H Prime cost Rs.....) as per the engineer's instruction.3rd floor	m	Not in mareket

Pavior

Item Code	Description	Unit	Rate -LKR
Pa-24	600 x 600 mm Ceramic tiles with all specials supplying and fixing to floors including raking plaster 1:3 and bedding in Tile Motar (swistech / tokyo super) & pointed with tile grout. (Use Rocell - Ceramic tiles 1MC Prime cost Rs.2235.65)as per the engineer's instruction.	m ²	10,406.00
Pa-24a	600 x 600 mm Ceramic tiles with all specials supplying and fixing to floors including raking plaster 1:3 and bedding in Tile Motar (swistech / tokyo super) & pointed with tile grout. (Use Rocell - Ceramic tiles 1MC Prime cost Rs.2235.65)as per the engineer's instruction. 1st floor	m ²	10,614.00
Pa-24b	600 x 600 mm Ceramic tiles with all specials supplying and fixing to floors including raking plaster 1:3 and bedding in Tile Motar (swistech / tokyo super) & pointed with tile grout. (Use Rocell - Ceramic tiles 1MC Prime cost Rs.2235.65)as per the engineer's instruction.2nd floor	m ²	10,822.00
Pa-24c	600 x 600 mm Ceramic tiles with all specials supplying and fixing to floors including raking plaster 1:3 and bedding in Tile Motar (swistech / tokyo super) & pointed with tile grout. (Use Rocell - Ceramic tiles 1MC Prime cost Rs.2235.65)as per the engineer's instruction.3rd floor	m ²	11,030.00
Pa-25	Tile skirting 100 mm high and all specials supplying and fixing to walls including raking plaster and bedding in Tile mortar 1:3 & pointed with tile grout.(Use Rocell 600 x 600 mm - ceramic tiles1MC Prime cost Rs.2235.65)as per the engineer's instruction.	m	1,362.00
Pa-25a	Tile skirting 100 mm high and all specials supplying and fixing to walls including raking plaster and bedding in Tile mortar 1:3 & pointed with tile grout.(Use Rocell 600 x 600 mm - ceramic tiles1MC Prime cost Rs.2235.65)as per the engineer's instruction. 1st floor	m	1,389.00
Pa-25b	Tile skirting 100 mm high and all specials supplying and fixing to walls including raking plaster and bedding in Tile mortar 1:3 & pointed with tile grout.(Use Rocell 600 x 600 mm - ceramic tiles1MC Prime cost Rs.2235.65)as per the engineer's instruction.2nd floor	m	1,417.00
Pa-25c	Tile skirting 100 mm high and all specials supplying and fixing to walls including raking plaster and bedding in Tile mortar 1:3 & pointed with tile grout.(Use Rocell 600 x 600 mm - ceramic tiles1MC Prime cost Rs.2235.65)as per the engineer's instruction.3rd floor	m	1,444.00
Pa-26	300 x 600 mm Ceramic floor tiles(colour) with all specials supplying and fixing to floors including raking plaster and bedding in 1:3 cement mortar & pointed with tile grout.(Use Rocell tiles 16M Prime cost Rs.764.35)as per the engineer's instruction.	m ²	7,946.00
Pa-26a	300 x 600 mm Ceramic floor tiles(colour) with all specials supplying and fixing to floors including raking plaster and bedding in 1:3 cement mortar & pointed with tile grout.(Use Rocell tiles 16M Prime cost Rs.764.35)as per the engineer's instruction. 1st floor	m ²	8,105.00
Pa-26b	300 x 600 mm Ceramic floor tiles(colour) with all specials supplying and fixing to floors including raking plaster and bedding in 1:3 cement mortar & pointed with tile grout.(Use Rocell tiles 16M Prime cost Rs.764.35)as per the engineer's instruction. 2nd floor	m ²	8,264.00
Pa-26c	300 x 600 mm Ceramic floor tiles(colour) with all specials supplying and fixing to floors including raking plaster and bedding in 1:3 cement mortar & pointed with tile grout.(Use Rocell tiles 16M Prime cost Rs.764.35)as per the engineer's instruction. 3rd floor	m ²	8,423.00
Pa-27	Wall Tiles glazed colour 300 x 600 mm with all specials , supplying and fixing to walls including raking plaster bedding1:3 in tile mortar and pointed with tile grout to match the tiles. (Use Rocell tiles 815B Prime cost Rs.....)as per the engineer's instruction.	m ²	Not in mareket

Pavior

Item Code	Description	Unit	Rate -LKR
Pa-27a	Wall Tiles glazed colour 300 x 600 mm with all specials , supplying and fixing to walls including raking plaster bedding1:3 in tile mortar and pointed with tile grout to match the tiles. (Use Rocell tiles 815B Prime cost Rs.....)as per the engineer's instruction. 1st floor	m ²	Not in mareket
Pa-27b	Wall Tiles glazed colour 300 x 600 mm with all specials , supplying and fixing to walls including raking plaster bedding1:3 in tile mortar and pointed with tile grout to match the tiles. (Use Rocell tiles 815B Prime cost Rs.....)as per the engineer's instruction. 2nd floor	m ²	Not in mareket
Pa-27c	Wall Tiles glazed colour 300 x 600 mm with all specials , supplying and fixing to walls including raking plaster bedding1:3 in tile mortar and pointed with tile grout to match the tiles. (Use Rocell tiles 815B Prime cost Rs.....)as per the engineer's instruction. 3rd floor	m ²	Not in mareket
Pa-28	Wall Tiles glazed colour 400 x 400 mm with all specials , supplying and fixing to walls including raking 1:3 plaster bedding in cement mortar and pointed with tile grout to match the tiles. (Use Rocell tiles)(Use Rocell tiles 115P Prime cost Rs.606.95)as per the engineer's instruction.	m ²	7,358.00
Pa-28a	Wall Tiles glazed colour 400 x 400 mm with all specials , supplying and fixing to walls including raking 1:3 plaster bedding in cement mortar and pointed with tile grout to match the tiles. (Use Rocell tiles)(Use Rocell tiles 115P Prime cost Rs.606.95)as per the engineer's instruction. 1st floor	m ²	7,505.00
Pa-28b	Wall Tiles glazed colour 400 x 400 mm with all specials , supplying and fixing to walls including raking 1:3 plaster bedding in cement mortar and pointed with tile grout to match the tiles. (Use Rocell tiles)(Use Rocell tiles 115P Prime cost Rs.606.95)as per the engineer's instruction. 2nd floor	m ²	7,652.00
Pa-28c	Wall Tiles glazed colour 400 x 400 mm with all specials , supplying and fixing to walls including raking 1:3 plaster bedding in cement mortar and pointed with tile grout to match the tiles. (Use Rocell tiles)(Use Rocell tiles 115P Prime cost Rs.606.95)as per the engineer's instruction. 3rd floor	m ²	7,800.00
Pa-29	clay floor tile(Terra cotta natural by DSI Samson Rjarata tile pvt ltd) supplying and laying. 310 x 310 x 15.5 mm , including raking 1:3 plaster bedding in cement mortar and pointed with tile grout to match the tiles as per the engineer's instruction.	m ²	6,866.00
Pa-30	Floor tile for staircase supplying and laying. 300 x 300 mm approved quality & colour, including raking plaster bedding in cement mortar 1:3 and pointed with tile grout to match the tiles.(Use Rocell)as per the engineer's instruction.	m ²	8,450.00
Pa-31	400 x 400 mm Ceramic tiles(colour) with all specials supplying and fixing to floors including raking plaster and bedding in 1:3 cement mortar & pointed with tile grout.(Use Rocell tiles) for staircase as per the engineer's instruction.	m ²	Not in mareket
Pa-32	600 x 600 mm Ceramic tiles for staicase with all specials supplying and fixing to floors including raking plaster 1:3 and bedding in Tile Motar (swistech / tokyo super) & pointed with tile grout. (Use Rocell - Ceramic tiles)as per the engineer's instruction.	m ²	11,696.00
Pa-33	300 x 600 mm Ceramic floor tiles(colour) for staircase with all specials supplying and fixing to floors including raking plaster and bedding in 1:3 cement mortar & pointed with tile grout.(Use Rocell tiles)as per the engineer's instruction.	m ²	8,963.00
Pa-34	600 x 600 mm Ceramic tiles with all specials supplying and fixing to floors including raking plaster 1:3 and bedding in Tile Motar(Swistech/ tokyo super) & pointed with tile grout. (Use Mac tiles Gloss finish,461 Prime cost Rs.)as per the engineer's instruction.	m ²	Not in mareket

Pavior

Item Code	Description	Unit	Rate -LKR
Pa-34a	600 x 600 mm Ceramic tiles with all specials supplying and fixing to floors including raking plaster 1:3 and bedding in Tile Motar(Swistec/ tokyo super) & pointed with tile grout. (Use Mac tiles Gloss finish,461 Prime cost Rs.....)as per the engineer's instruction. 1st floor	m ²	Not in market
Pa-34b	600 x 600 mm Ceramic tiles with all specials supplying and fixing to floors including raking plaster 1:3 and bedding in Tile Motar(Swistec/ tokyo super) & pointed with tile grout. (Use Mac tiles Gloss finish,461 Prime cost Rs.....)as per the engineer's instruction.2nd floor	m ²	Not in market
Pa-34c	600 x 600 mm Ceramic tiles with all specials supplying and fixing to floors including raking plaster 1:3 and bedding in Tile Motar(Swistec/ tokyo super) & pointed with tile grout. (Use Mac tiles Gloss finish,461 Prime cost Rs.....)as per the engineer's instruction.3rd floor	m ²	Not in market
Pa-35	600 x 600 mm Ceramic tiles with all specials supplying and fixing to floors including raking plaster 1:3 and bedding in Tile Motar(Swistec/ tokyo super) & pointed with tile grout. (Use Mac tiles Mat finish, 34-A Prime cost Rs.....)as per the engineer's instruction.	m ²	Not in market
Pa-35a	600 x 600 mm Ceramic tiles with all specials supplying and fixing to floors including raking plaster 1:3 and bedding in Tile Motar(Swistec/ tokyo super) & pointed with tile grout. (Use Mac tiles Mat finish, 34-A Prime cost Rs.....)as per the engineer's instruction. 1st floor	m ²	Not in market
Pa-35b	600 x 600 mm Ceramic tiles with all specials supplying and fixing to floors including raking plaster 1:3 and bedding in Tile Motar(Swistec/ tokyo super) & pointed with tile grout. (Use Mac tiles Mat finish, 34-A Prime cost Rs.....)as per the engineer's instruction. 2nd floor	m ²	Not in market
Pa-35c	600 x 600 mm Ceramic tiles with all specials supplying and fixing to floors including raking plaster 1:3 and bedding in Tile Motar(Swistec/ tokyo super) & pointed with tile grout. (Use Mac tiles Mat finish, 34-A Prime cost Rs.....)as per the engineer's instruction.3rd floor	m ²	Not in market
Pa-36	Tile skirting 100 mm high and all specials supplying and fixing to walls including raking plaster and bedding in tile mortar 1:3 & pointed with tile grout.(Use 600 x 600 mm Mac tiles Gloss finish 461- Prime Cost Rs:-.....)as per the engineer's instruction.	m	Not in market
Pa-36a	Tile skirting 100 mm high and all specials supplying and fixing to walls including raking plaster and bedding in tile mortar 1:3 & pointed with tile grout.(Use 600 x 600 mm Mac tiles Gloss finish 461- Prime Cost Rs:-.....)as per the engineer's instruction.1st floor	m	Not in market
Pa-36b	Tile skirting 100 mm high and all specials supplying and fixing to walls including raking plaster and bedding in tile mortar 1:3 & pointed with tile grout.(Use 600 x 600 mm Mac tiles Gloss finish 461- Prime Cost Rs:-.....)as per the engineer's instruction.2nd floor	m	Not in market
Pa-36c	Tile skirting 100 mm high and all specials supplying and fixing to walls including raking plaster and bedding in tile mortar 1:3 & pointed with tile grout.(Use 600 x 600 mm Mac tiles Gloss finish 461- Prime Cost Rs:-.....)as per the engineer's instruction.3rd floor	m	Not in market
Pa-37	Tile skirting 100 mm high and all specials supplying and fixing to walls including raking plaster and bedding in tile mortar 1:3 & pointed with tile grout.(Use 600 x 600 mm Mac tilesMat finish 34-A - Prime Cost Rs :-.....)as per the engineer's instruction.	m	Not in market
Pa-37a	Tile skirting 100 mm high and all specials supplying and fixing to walls including raking plaster and bedding in tile mortar 1:3 & pointed with tile grout.(Use 600 x 600 mm Mac tilesMat finish 34-A - Prime Cost Rs :-.....)as per the engineer's instruction. 1st floor	m	Not in market


Pavior


Item Code	Description	Unit	Rate -LKR
Pa-37b	Tile skirting 100 mm high and all specials supplying and fixing to walls including raking plaster and bedding in tile mortar 1:3 & pointed with tile grout.(Use 600 x 600 mm Mac tilesMat finish 34-A - Prime Cost Rs :-.....)as per the engineer's instruction. 2nd floor	m	Not in mareket
Pa-37c	Tile skirting 100 mm high and all specials supplying and fixing to walls including raking plaster and bedding in tile mortar 1:3 & pointed with tile grout.(Use 600 x 600 mm Mac tilesMat finish 34-A - Prime Cost Rs :-.....)as per the engineer's instruction. 3rd floor	m	Not in mareket
Pa-38	Supplying and paving (220x 110mm)80 mm thk Gr 30(30N/mm ² Uni Model inter locking concrete block(Rate to include transporting & paving on 50 mm height Quarry dust layer) 3.7 Blocks for one square feet	m ²	4,812.00
Pa-39	Supplying and paving (200x 100mm)80 mm thk Gr 30(30N/mm ² C obble inter locking concrete block(Rate to include transporting & paving on 50 mm height Quarry dust layer) 3.7 Blocks for one square feet	m ²	6,215.00
Pa-40	Supplying and paving (200x 100mm)80 mm thk Gr 30(30N/mm ²) Elina-2 model inter locking concrete block(Rate to include transporting & paving on 50 mm height Quarry dust layer) 3.7 Blocks for one square feet	m ²	Not in mareket

Prepared by : 

Approved by :

Checked by : 



Recommended By : 

Director of building
Southern Province
Eng. C. B. Abayadeera
Director (Engineering)
Southern Province Engineering Services Office
Fort - Galle

Rate Analysis for Construction & Repair Works - All
Second Half 2023-Southern Province
Plasterer

Item Code	Description	Unit	Rate -LKR
PI-01	Cement Sand plastering to wall 1:5, (5/8") thick semi rough G: floor rate to include curing	m ²	1,171.00
PI-01-a	Cement Sand plastering to wall 1:5, (5/8") thick semi rough 1st floor. rate to include curing	m ²	1,230.00
PI-01 -b	Cement Sand plastering to wall 1:5, (5/8") thick semi rough 2nd floor rate to include curing	m ²	1,288.00
PI-01 -c	Cement Sand plastering to wall 1:5, (5/8") thick semi rough 3rd floor rate to include curing	m ²	1,347.00
PI-02	3/8 " Thick plastering to RCC beams, slab soffit , column in cement and sand 1:3 (G: Floor)	m ²	1,559.00
PI-02 -a	3/8 " Thick plastering to RCC beams, slab soffit ,column in cement and sand 1:3 1st floor.	m ²	1,637.00
PI-02 -b	3/8 " Thick plastering to RCC beams, slab soffit , column in cement and sand 1:3 2nd floor	m ²	1,715.00
PI-02 -c	3/8 " Thick plastering to RCC beams, slab soffit ,column in cement and sand 1:3 3rd floor	m ²	1,792.00
PI-03	Plastering 5/8 " thick Cement, lime & sand 1:1:5 finish smooth with lime putty (G;f)	m ²	1,689.00
PI-03 - a	Plastering 5/8 " thick Cement, lime & sand 1:1:5 finish smooth with lime putty 1st floor	m ²	1,774.00
PI-03 - b	Plastering 5/8 " thick Cement, lime & sand 1:1:5 finish smooth with lime putty 2nd floor	m ²	1,858.00
PI-03 - c	Plastering 5/8 " thick Cement, lime & sand 1:1:5 finish smooth with lime putty 3 rd floor	m ²	1,943.00
PI-04	Flashing or plaster bands laid over tiles 4" to 6" wide on roof in 1:1:4 cement , lime and sand mortar GF	m	467.00
PI-04 -a	Flashing or plaster bands laid over tiles 4" to 6" wide on roof in 1:1:4. cement , lime and sand mortar 1st floor	m	490.00
PI-04 -b	Flashing or plaster bands laid over tiles 4" to 6" wide on roof in 1:1:4. cement , lime and sand mortar 2nd floor	m	514.00
PI-04 -c	Flashing or plaster bands laid over tiles 4" to 6" wide on roof in 1:1:4.cement , lime and sand mortar 3rd floor	m	537.00
PI-05	1/2" thk 1:2 Cement Rendering finished smooth with neat cement floating ; G/F (Water Proofing purpose only) rate to include Curing	m ²	1,476.00
PI-05 -a	1/2" thk 1:2 Cement Rendering finished smooth with neat cement floating (Water Proofing purpose only)rate to include Curing -1st floor.	m ²	1,549.00
PI-05 - b	1/2" thk 1:2 Cement Rendering finished smooth with neat cement floating (Water Proofing purpose only) rate to include Curing- 2nd floor	m ²	1,623.00

Item Code	Description	Unit	Rate -LKR
PI-05 - c	1/2" thk 1:2 Cement Rendering finished smooth with neat cement floating ,(Water Proofing purpose only) rate to include Curing -3rd floor	m ²	1,697.00
PI-06	1/2" thk 1:3 Cement Rendering finished smooth with neat cement floating, Ground floor(sand to be sieved with 1/8" nets) Rate to include curing	m ²	1,342.00
PI-06 a	1/2" thk 1:3 Cement Rendering finished smooth with neat cement floating Rate to include curing (sand to be sieved with 1/8" nets)- 1st floor	m ²	1,409.00
PI-06 b	1/2" thk 1:3 Cement Rendering finished smooth with neat cement floating Rate to include curing- (sand to be sieved with 1/8" nets)2nd floor	m ²	1,476.00
PI-06 c	1/2" thk 1:3 Cement Rendering finished smooth with neat cement floating Rate to include curing-(sand to be sieved with 1/8" nets) 3rd floor	m ²	1,543.00
PI-07	1/2" thk Rendering in Cement and sand 1:3 in coloured cement floors finished smooth (holland made), Ground floor rate to include curing	m ²	1,813.00
PI-07 a	1/2" thk Rendering in Cement and sand 1:3 in coloured cement floors finished smooth (holland made), Rate to include curing- 1st floor	m ²	1,903.00
PI-07 b	1/2" thk Rendering in Cement and sand 1:3 in coloured cement floors finished smooth (holland made), Rate to include curing - 2nd floor	m ²	1,994.00
PI-07 c	1/2" thk Rendering in Cement and sand 1:3 in coloured cement floors finished smooth (holland made), Rate to include curing- 3rd floor	m ²	2,085.00
PI-08	3/4" thk Rendering in Cement and sand 1:2 in floors finished smooth Rate to include curing -Ground floor	m ²	1,996.00
PI-08 a	3/4" thk Rendering in Cement and sand 1:2 in floors finished smooth Rate to include curing -1st floor	m ²	2,096.00
PI-08 b	3/4" thk Rendering in Cement and sand 1:2 in floors finished smooth, Rate to include curing-2nd floor	m ²	2,196.00
PI-08 c	3/4" thk Rendering in Cement and sand 1:2 in floors finished smooth , Rate to include curing-3rd floor	m ²	2,296.00
PI-09	3/4" thk Rendering in Cement and sand 1:3 in floors finished smooth Rate to include curing, - Ground floor	m ²	1,871.00
PI-10	Skirting in Cement mortar 1:3, 1/2" X 6" projected or flush to wall finish with floating including forming groove. (G: floor)	m	465.00
PI-10a	Skirting in Cement mortar 1:3, 1/2" X 6" projected or flush to wall finish with floating including forming groove. (1st floor)	m	489.00
PI-10 b	Skirting in Cement mortar 1:3, 1/2" X 6" projected or flush to wall finish with floating including forming groove. (2nd floor)	m	512.00
PI-10 c	Skirting in Cement mortar 1:3, 1/2" X 6" projected or flush to wall finish with floating including forming groove. (3rd floor)	m	535.00
PI-11	Skirting in Cement mortar 1:3, 1/2" X 4" projected or flush to wall finish with floating including forming groove. (G: floor)	m	372.00
PI-11 a	Skirting in Cement mortar 1:3, 1/2" X 4" projected or flush to wall finish with floating including forming groove. (1st floor)	m	390.00
PI-11 b	Skirting in Cement mortar 1:3, 1/2" X 4" projected or flush to wall finish with floating including forming groove. (2nd floor)	m	409.00

Plasterer

39

Item Code	Description	Unit	Rate -LKR
Pl-11 c	Skirting in Cement mortar 1:3, 1/2" X 4" projected or flush to wall finish with floating including forming groove. (3rd floor)	m	427.00
PL-12	D.P.C 3/4" thick in cement, sand 1 :3 finished smooth with 2 coats of DPC tar blinded with sand	m ²	2,462.00
Pl-13	Reveals not exceeding 100 mm wide with 1:5 ct : sand mortar 16.0 mm thick finished semi rough.(Ground floor)	m	346.00
Pl-13 a	Reveals not exceeding 100 mm wide with 1:5 ct : sand mortar 16.0 mm thick finished semi rough.(1st floor).	m	364.00
Pl-13 b	Reveals not exceeding 100 mm wide with 1:5 ct : sand mortar 16.0 mm thick finished semi rough.(2nd floor).	m	381.00
Pl-13 c	Reveals not exceeding 100 mm wide with 1:5 ct : sand mortar 16.0 mm thick finished semi rough.(3rd-floor).	m	398.00
Pl-14	Reveals exceeding 100 mm, but not exceeding 200 mm wide with 1:5 ct : sand mortar 16.0 mm thick finished semi rough.(Ground floor).	m	630.00
Pl-14a	Reveals exceeding 100 mm, but not exceeding 200 mm wide with 1:5 ct : sand mortar 16.0 mm thick finished semi rough.(1st floor).	m	662.00
Pl-14b	Reveals exceeding 100 mm, but not exceeding 200 mm wide with 1:5 ct : sand mortar 16.0 mm thick finished semi rough.(2nd floor).	m	693.00
Pl-14b	Reveals exceeding 100 mm, but not exceeding 200 mm wide with 1:5 ct : sand mortar 16.0 mm thick finished semi rough.(3rd floor).	m	725.00
Pl-15	Reveals exceeding 200 mm, but not exceeding 300 mm wide with 1:5 ct:sand mortar 16.0 mm thick finished semi rough.GF	m	728.00
Pl-15a	Reveals exceeding 200 mm, but not exceeding 300 mm wide with 1:5 ct:sand mortar 16.0 mm thick finished semi rough.1st floor	m	764.00
Pl-15b	Reveals exceeding 200 mm, but not exceeding 300 mm wide with 1:5 ct:sand mortar 16.0 mm thick finished semi rough.2nd floor	m	800.00
Pl-15b	Reveals exceeding 200 mm, but not exceeding 300 mm wide with 1:5 ct:sand mortar 16.0 mm thick finished semi rough.3rd floor	m	837.00
Pl-16	1:3 Rendering cement ,1" thick cement coping finish smooth with neat cement floating (in Ground Floor)	m ²	1,859.00
Pl-16 a	1:3 Rendering cement ,1" thick cement coping finish smooth with neat cement floating (in 1st. Floor)	m ²	1,952.00
Pl-16 b	1:3 Rendering cement ,1" thick cement coping finish smooth with neat cement floating (in 2nd. Floor).	m ²	2,045.00
Pl-16 c	1:3 Rendering cement ,1" thick cement coping finish smooth with neat cement floating (in 3rd. Floor).	m ²	2,138.00
Pl-17	Plaster band in 1:4 Cement,Sand mortar 1 1/2"x 3/4" on existing wall. For Black Board(G. Floor)	m	395.00


Plasterer


Item Code	Description	Unit	Rate -LKR
PI-18	Black Or Green board with 1:2, Ct : Sand mortar 3/4" thick (including adding black or green powder) finished smooth with black or green cement floating and grinding with carbo random stone. Rate to include for 1 1/2"x 3/4" thick plaster band right round the black board with 1:1:4 Ct, Lime & Sand mortar finish smooth as above data (8'-0" x 4'-0")	m ²	3,273.00
PI-19	Cement copping in 1:4 Cement , Sand mortar 1" x 3/4 on underside of concrete slab, for prevent the rain Water flowing (Ground floor).(Wahi kenda)	m	489.00
PI-20	3/4" thick in cement,sand 1:3 with Water proofing compound(10% by weight of cement)as super latex-302 or equivalent finished smooth with cement floating	m ²	4,117.00
PI-21	Supply and laying base coat of super titanium mixture on 1/2" thick 1:3 cement sand rough finish bed to smooth surface. Then sanding by gauge 120 sand papers and clean the surface. After around 2 hours apply 2nd coat of super titanium mixture and then sanding by gauge 120 sand papers and surface must be clean dust free. After apply 3rd super titanium mixture and the sanding by gauge 400 sand papers and then gauge 800 sand papers to finish smooth surface. Finally apply wax and polish the area to achieve good shine finish. Manufacture's method statement and material specification should be approved by engineer.	m ²	4,935.00

Prepared by : 


Approved by :

Checked by :




Director of building
Southern Province

Recommended By :



Eng. C. B. Abayadeera
Director (Engineering)
Southern Province Engineering Services Office
Fort - Galle

C.B. Abayadeera 4A

Rate Analysis for Construction & Repair Works - All
Second Half 2023-Southern Province


Tinker


Item Code	Description	Unit	Rate -LKR
Tn-01	Zn coated (.47 mm thick AZ150 - thickness certificate necessary)colour sheet - Flashing I'-6" girth overall 3 times bent with end lap not less than 6" lead soldered, turned and tucked up to not less than 6" into a chase cut in wall and pointed in cement mortar 1:3 and dressed over roof covering not less than 1'-0" wide.	m	2,285.00
Tn-02	Flashing G.I or Zn coated re fixing, including finish the wall made good condition in cement and lime mortar. (Flashing available at site)	m	553.00
Tn-03	Renewing valley gutters, with 0.47 mm thick AZ150 Zink coated (thickness certificate necessary) AL sheet 36" wide, overall once bent with end laps not less than 9" width existing boards, sheets to be tarred, joints to be shouldered and cement, lime filleting complete.	m	2,916.00
Tn-04	Refixing valley gutter, 36" wide, on existing boards, sheets to be tarred, joints to be soldered and cement lime filleting complete (sheets available)	m	1,002.00
Tn-05	.47 mm thick AZ150 (thickness certificate necessary) Zn coated sheet valley gutter 3'-0" girth over all once bent with end laps not less than 9" width including 1" thick tongued and grooved ginisapu planks laid to slope end and profile on timber members, joints to be and cement lime filleting complete. Rate including applying two coats of wood preservative and one coat of wood primer for timber	m	7,834.00
Tn-06	Supplying and fixing 450 mm wide Zn/Al Ridge capping with silicon joint (.47 mm thick AZ150 - thickness certificate necessary) with "GI "J-bolts with washers or fasteners @ 350 mm c/c necessary accessories	m	2,163.00
Tn-07	Supplying & laying (.47 mm thick AZ150 - thickness certificate necessary) Zn/Al corrugated roofing sheets fixed to existing timber frame work with necessary tapping Srews (No12 - 11 x 65) fixed	m ²	5,618.00

Prepared by : 

Approved by :

Checked by : 



Recommended By : 

Director of building
Southern Province
Eng. C. B. Abayadeera
Director (Engineering)
Southern Province Engineering Services Office
Fort - Galle

**Rate Analysis for Construction & Repair Works - All
Second Half 2023 - Southern Province
Electrical**

Item Code	Description	Unit	Rate -LKR
EI-01	Supply and fixing 6 Amp Max Square type Socket outlet with necessary concealed conduit wiring 1Cx2 1/1.13 (1.0mm2)(Cu/PVC/PVC) single wire , 1/1.13(1.0mm2) Earth wire all complete as per instruction (Socket - ACL/Kevilton/Krypton/Orange/Chint) (Cable - ACL/Orange/Ruhunu/Sierra) (fittings - Kevilton/krypton/Orange/Polycrome)	nr	5,618.00
EI-02	Supplying and fixing 13Amp socket outlet with necessary concealed conduit wiring 7/0.53 (Cu/PVC/PVC) single wire 1.5mm2 1Cx2 ,7/0.53(1.5mm2) Earth wire all complete as per instruction (Socket - ACL/Kevilton/Krypton/Orange/Chint) (Cable - ACL/Orange/Ruhunu/Sierra) (fittings - Kevilton/krypton/Orange/Polycrome)	nr	6,733.00
EI-03	Supply and fixing 13 Amp Socket outlet with necessary concealed conduit wiring [7/0.67 PVC Single wire (2.5 mm2) x2 , 7/0.67 Earth Wire (2.5 mm2)] all complete as per instruction (Socket -ACL/Kevilton/Krypton/Orange/Chint) (Cable - ACL/Orange/Ruhunu/Sierra) (fittings - Kevilton/krypton/Orange/Polycrome)	nr	7,966.00
EI-04	Supply and fixing 13Amp socket outlet with necessary PVC casing wiring (7/0.53 PVC single wire 1.5mm2) 1 core x2, 7/0.53 earth wire (1.5mm2) all complete as per the instruction.(Socket - ACL/Kevilton/Krypton/Orange/Chint) (Cable - ACL/Orange/Ruhunu/Sierra)(fittings - Kevilton/krypton/Orange/Polycrome)	nr	6,564.00
EI-05	Supply and fixing 13A socket outlet with necessary PVC casing wiring (7/0.67 PVC single wire 2.5mm2) 1 core x2, 7/0.67 earth wire (2.5mm2) all complete as per the instruction.(Socket - ACL/Kevilton/Krypton/Orange/Chint) (Cable - ACL/Orange/Ruhunu/Sierra) (fittings -Kevilton/krypton/Orange/Polycrome)	nr	7,797.00
EI-06	Supply and fixing 56" sweep ceiling fan with electronic fan speed controller concealed conduit wiring (1/1.13 wire 1.0mm2, 1/1.13 earth wire 1mm2 including gang switch)all complete as per instruction Make (USHA ATOM EX 56 " with safety switch and cable) with 2 years warranty (SLSI Approved makes) (Switch- ACL/Kevilton/Krypton/Orange/Chint) (Cable - ACL/Orange/Ruhunu/Sierra) (fittings - Kevilton/krypton/Orange/Polycrome)	nr	25,203.00
EI-07	Supply and fixing 56" sweep ceiling fan with electronic fan speed controller concealed conduit wiring (1/1.13 wire 1.0mm2, 1/1.13 earth wire 1mm2)including gang switch all complete as per instruction with safety cable and switch (Make KDK with warranty) (SLSI Approved makes) (model No M 56 RG / N 56 RG) (Switch - ACL/Kevilton/Krypton/Orange/Chint) (Cable -ACL/Orange/Ruhunu/Sierra) (fittings - Kevilton/krypton/Orange/Polycrome)	nr	32,307.00
EI-08	Supply and fixing 16" sweep wall fan with 6 Amp max socket outlet ,Necessary concealed conduit wiring (1/1.13 wire 1.0mm2, 1/1.13 earth wire 1mm2) all complete as per instruction. Make (USHA) with 2 years warranty (SLSI Approved makes) fixed to wall with Philips screws (Socket - ACL/Kevilton/Krypton/Orange/Chint) (Cable-ACL/Orange/Ruhunu/Sierra) (fittings-Kevilton/krypton/Orange/Polycrome)	nr	25,310.00
EI-09	Supply and fixing 16" sweep wall fan with 6 maxAmp socket outlet , ,Necessary concealed conduit wiring (1/1.13 wire 1.0mm2, 1/1.13 earth wire 1mm2)all complete as per instruction. Make KDK with warranty (SLSI Approved makes Model No M 40C)fixed to wall with Philips screws (Socket - ACL/Kevilton/Krypton/Orange/Chint) (Cable-ACL/Orange/Ruhunu/Sierra) (fittings- Kevilton/krypton/Orange/Polycrome)	nr	44,337.00
EI-10	Supply and Fixing 16"(40cm) Orbital fan with speed controller concealed necessary wiring (PVC) 1/1.13 1mm2 phase + neutral , 1/1.13 1mm2 earth wire including gang switch. All complete as per instruction. (make, Orbital fan KDK (model No M40R) original make company with certificate SLS approved) (Switch - ACL/Kevilton/Krypton/Orange/Chint) (Cable-ACL/Orange/Ruhunu/Sierra) (fittings-Kevilton/krypton/Orange/Polycrome)	nr	58,734.00

Item Code	Description	Unit	Rate -LKR
EI-11	Supply and fixing 56" sweep ceiling fan and electronic fan speed controller with PVC casing wiring (1/1.13 1mm2 wire / 1/1.13 1mm2 earth wire) including gang switch all complete as per instruction. (USHA ATOMEX 56" with safety switch and cable with 2 years warranty) (SLS Approved makes) (Switch- ACL/Kevilton/Krypton/Orange/Chint) (Cable-ACL/Orange/Ruhunu/Sierra) (fittings- Kevilton/krypton/Orange/Polycrome)	nr	24,846.00
EI-12	Supply and fixing 56" sweep ceiling fan and electronic fan speed controller with PVC casing wiring (1/1.13 1mm2 wire / 1/1.13 1mm2 earth wire) including gang switch all complete as per instruction with safety cable and switch(Make KDK with warranty) (SLS Approved makes)(Model No M56RG/ N 56RG) (Switch- ACL/Kevilton/Krypton/Orange/Chint) (Cable-ACL/Orange/Ruhunu/Sierra) (fittings- Kevilton/krypton/Orange/Polycrome)	nr	31,993.00
EI-13	Supply and fixing 56" ceiling fan with fan speed controller including connecting materials (make KDK model no.M56RG/N56RG SLS company warrenty certificate) all complete as per the instruction.	nr	27,048.00
EI-14	Supply and fixing 12" (300mm fan blade) Exhaust fan (Plastic louver type) including electricity connect and all complete as per the instruction.(make Orange Electric)	nr	14,224.00
EI-15	Refixing of existing ceiling fan including fixing materials / cleaning all complete as per the instruction.	nr	772.00
EI-16	Supply and fixing 01 No. Pendent type lamp(7 W LED Bulb - efficacy:85 lumen/W or above with two years warranty) with GANG switch Complete with necessary concealed conduit wiring as per working order.(Switch - ACL/Kevilton/Krypton/Orange/Chint) (Cable-ACL/Orange/Ruhunu/Sierra) (fittings- Kevilton/krypton/Orange/Polycrome) (Bulb - Green electric ECO smart/Orange electric ECO LED) [Cable SLS 733, Switch SLS 1000 Bulb SLS 984]	nr	6,327.00
EI-17	Supply and fixing 01 No. Pendent type lamp(9 W LED Bulb - efficacy:85 lumen/W or above with two years warranty) with GANG switch Complete with necessary concealed conduit wiring as per working order.(Switch- ACL/Kevilton/Krypton/Orange/Chint) (Cable-ACL/Orange/Ruhunu/Sierra) (fittings- Kevilton/krypton/Orange/Polycrome) (Bulb - Green electric ECO smart/Orange electric ECO LED) [Cable SLS 733, Switch SLS 1000 Bulb SLS 984]	nr	6,397.00
EI-18	Supply and fixing 01 No. Pendent type lamp(12W LED Bulb - efficacy:85 lumen/W or above with two years warranty) with GANG switch Complete with necessary concealed conduit wiring as per working order.(Switch - ACL/Kevilton/Krypton/Orange/Chint) (Cable-ACL/Orange/Ruhunu/Sierra) (fittings- Kevilton/krypton/Orange/Polycrome)(Bulb - Green electric ECO smart/Orange electric ECO LED) [Cable SLS 733, Switch SLS 1000 Bulb SLS 984]	nr	6,538.00
EI-19	Supply and fixing 01 No. Pendent type lamp18 W LED Hi power Bulb - efficacy:85 lumen/W or above with two years warranty) with GANG switch Complete with necessary concealed conduit wiring as per working order.(Switch - ACL/Kevilton/Krypton/Orange/Chint) (Cable-ACL/Orange/Ruhunu/Sierra) (fittings- Kevilton/krypton/Orange/Polycrome)(Bulb - Green electric ECO smart/Orange electric ECO LED) [Cable SLS 733, Switch SLS 1000 Bulb SLS 984]	nr	8,304.00
EI-20	Supply and fixing 01 No. Angel/Batten Type lamp including (7 W LED Bulb - efficacy:85 lumen/W or above with two years warranty) with. Approved quality Gang switch including necessary concealed conduit wiring as per working order. (Switch - ACL/Kevilton/Krypton/Orange/Chint) (Cable-ACL/Orange/Ruhunu/Sierra) (fittings- Kevilton/krypton/Orange/Polycrome) (Bulb - Green electric ECO smart/Orange electric ECO LED)[Cable SLS 733, Switch SLS 1000 Bulb SLS 984]	nr	6,085.00
EI-21	Supply and fixing 01 No. Angel/Batten Type lamp including (9 W LED Bulb - efficacy:85 lumen/W or above with two years warranty) with Approved quality Gang switch including necessary concealed conduit wiring as per working order. (Switch - ACL/Kevilton/Krypton/Orange/Chint) (Cable-ACL/Orange/Ruhunu/Sierra) (fittings- Kevilton/krypton/Orange/Polycrome) (Bulb - Green electric ECO smart/Orange electric ECO LED)[Cable SLS 733, Switch SLS 1000 Bulb SLS 984]	nr	6,155.00

Item Code	Description	Unit	Rate -LKR
EI-22	Supply and fixing 01 No. Angel/Batten Type lamp including (12W LED Bulb - efficacy:85 lumen/W or above with two years warranty) with. Approved quality Gang switch including necessary concealed conduit wiring as per working order. (Switch - ACL/Kevilton/Krypton/Orange/Chint) (Cable-ACL/Orange/Ruhunu/Sierra) (fittings-Kevilton/krypton/Orange/Polycrome) (Bulb - Green electric ECO smart/Orange electric ECO LED)[Cable SLS 733, Switch SLS 1000 Bulb SLS 984]	nr	6,296.00
EI-23	Supply and fixing pendent type lamp (12W LED bulb- efficacy 85 lumen/W or above with 2 years warranty) with gang switch complete with necessary PVC casing wiring as per working order (Switch - ACL/Kevilton/Krypton/Orange/Chint) (Cable-ACL/Orange/Ruhunu/Sierra) (fittings- Kevilton/krypton/Orange/Polycrome) (Bulb - Green electric ECO smart/Orange electric ECO LED)	nr	6,215.00
EI-24	Supply and fixing angle or straight batten type lamp including (12W LED bulb-efficacy 100 lumen/W or above with 2 years warranty) with approved quality gang swich including necessary PVC casing wiring as per working order (Switch - ACL/Kevilton/Krypton/Orange/Chint) (Cable -ACL/Orange/Ruhunu/Sierra) (fittings-Kevilton/krypton/Orange/Polycrome) (Bulb - Green electric ECO smart/Orange electric ECO LED)	nr	5,973.00
EI-25	Supply and fixing 12W LED pendent type lamp point (fittings only) including 12W LED bulb- (efficacy 85 lumen/W or above with 2 years warranty)/pendant holder/2 core/Ceiling rose/ Round block all complete as per the instruction.(Cable - ACL/Orange/Ruhunu/Sierra) (fittings- Kevilton/krypton/Orange/Polycrome) (Bulb - Green electric ECO smart/Orange electric ECO LED)	nr	1,995.00
EI-26	Supply and fixing 12W LED angel batten type lamp point (fittings only) including 12W LED bulb- (efficacy 85 lumen/W or above with 2 years warranty)/Angel batten holder/ Round block all complete as per the instruction. (Cable - ACL/Orange/Ruhunu/Sierra) (fittings- Kevilton/krypton/Orange/Polycrome) (Bulb - Green electric ECO smart/Orange electric ECO LED)	nr	1,584.00
EI-27	Supplying and fixing Water proof wall lamp shade(bulk head type) with , 9W LED bulb (efficacy:85 lumen/W or above with two years warranty) and necessary concealed conduit wiring including one GANG sunk switch complete as per working order.(Switch - ACL/Kevilton/Krypton/Orange/Chint) (Cable-ACL/Orange/Ruhunu/Sierra) (fittings-Kevilton/krypton/Orange/Polycrome) (Bulb - Green electric ECO smart/Orange electric ECO LED) [Cable SLS 733, Switch SLS 1000 Bulb SLS 984](Water proof wall lamp shade prime cost Rs.1608.70)	nr	7,771.00
EI-28	Supplying and fixing globe type wall lamp shade with (9 W LED Bulb - efficacy:85 lumen/W or above with two years warranty) for inside of the Building, including necessary concealed conduit wiring with sunk type GANG switch .. as per working order. (Switch - ACL/Kevilton/Krypton/Orange/Chint) (Cable-ACL/Orange/Ruhunu/Sierra) (fittings- Kevilton/krypton/Orange/Polycrome) (Bulb - Green electric ECO smart/Orange electric ECO LED) [Cable SLS 733, Switch SLS 1000)(Globe type wall lamp shade prime cost Rs.2782.61)	nr	9,180.00
EI-29	Supplying and fixing approved quality. Electric bell with Bell push switch including necessary concealed conduit wiring as per working order.(Make Bell - POLYCROME)(Switch - ACL/Kevilton/Krypton/Orange/Chint)) (Cable-ACL/Orange/Ruhunu/Sierra) (fittings- Kevilton/krypton/Orange/Polycrome)[Cable SLS 733, Switch SLS 1000](Bell prime cost Rs.1095.65)	m	6,959.00
EI-30	Supply and Fixing 6 W LED Panel light (recess /square/circular type) Day light two years warranty with all complete as per instruction (Bulb - Green electric ECO smart/Orange electric ECO LED) efficacy : 85 lumen / W or above	m	2,760.00
EI-31	Supply and Fixing 12 W LED Panel light (recess /square circular/type) Day light two years warranty with all complete as per instruction (Bulb - Green electric ECO smart/Orange electric ECO LED) efficacy : 85 lumen / W or above	m	3,652.00

45

Item Code	Description	Unit	Rate -LKR
EI-32	Supply and Fixing 18 W LED Panel light (recess /square circular/type) Day light two year warranty with all complete as per instruction (Bulb - Green electric ECO smart/Orange electric ECO LED) efficacy : 85 lumen / W or above	m	4,403.00
EI-33	Supply and Fixing 6 W LED Panel light (Surface mounted/square/circular type) Day light two years warranty with all complete as per instruction (Bulb - Green electric ECO smart/Orange electric ECO LED) efficacy : 85 lumen / W or above	m	2,961.00
EI-34	Supply and Fixing 12 W LED Panel light (Surface mounted/square/circular type) Day light two years warranty with all complete as per instruction (Bulb - Green electric ECO smart/Orange electric ECO LED) efficacy : 85 lumen / W or above	m	3,937.00
EI-35	Supply and Fixing 18 W LED Panel light (Surface mounted/square/circular type) Day light two years warranty with all complete as per instruction (Bulb - Green electric ECO smart/Orange electric ECO LED) efficacy : 85 lumen / W or above	m	4,886.00
EI-36	Supply and Fixing concealed 1Nr point wiring(PVC) including 1/1.13 1mm2 1Cx2 wire/ gang switch/ sunk box and fixing materials. All complete as per instruction. (Switch - ACL/Kevilton/Krypton/Orange/Chint) (Cable-ACL/Orange/Ruhunu/Sierra) (fittings-Kevilton/krypton/Orange/Polycrome)	m	4,514.00
EI-37	Dismantling 01 Nr Lamp point / Socket out let / ceiling fan point - including all wiring , conduits, accessories..etc.	m	257.00
EI-38	Supplying & fixing 20A 2 pole switch with Neon indicator type incl: single Sunk box all complete as per instruction (Switch - ACL/Kevilton/Krypton/Orange/Chint) [Switch SLS 1000](fittings- Kevilton/krypton/Orange/Polycrome)	nr	2,367.00
EI-39	Supplying & fixing electronic hum free fan controller with sunk Box (Controller - Orange/Krypton/Kevilton/ACL/Chint)[Switch SLS 1000](fittings-Kevilton/krypton/Orange/Polycrome)	nr	2,452.00
EI-40	Supply and fixing 13 Amp Socket outlet , Sunk Box, wall plug & screws. all complete as per instruction (Socket - ACL/Kevilton/Krypton/Orange/Chint) (fittings-Kevilton/krypton/Orange/Polycrome)	nr	1,358.00
EI-41	Supply and fixing 1 gang switch include sunk box, wall plug & screws. all complete as per the instruction.(Switch - ACL/Kevilton/Krypton/Orange/Chint) (fittings-Kevilton/krypton/Orange/Polycrome)	nr	734.00
EI-42	Supply and fixing 2 gang switch include sunk box, wall plug & screws. all complete as per the instruction.(Switch - ACL/Kevilton/Krypton/Orange/Chint) (fittings-Kevilton/krypton/Orange/Polycrome)	nr	1,104.00
EI-43	Supply and fixing 3 gang switch include sunk box, wall plug & screws. all complete as per the instruction.(Switch - ACL/Kevilton/Krypton/Orange/Chint) (fittings-Kevilton/krypton/Orange/Polycrome)	nr	1,432.00
EI-44	Supply and fixing 4 gang switch include sunk box, wall plug & screws. all complete as per the instruction.(Switch - ACL/Kevilton/Krypton/Orange/Chint) (fittings-Kevilton/krypton/Orange/Polycrome)	nr	7,382.00
EI-45	Supply and fixing 5 gang switch include sunk box , wall plug & screws. all complete as per the instruction.(Switch - ACL/Kevilton/Krypton/Orange/Chint) (fittings-Kevilton/krypton/Orange/Polycrome)	nr	2,018.00
EI-46	Supplying and fixing 13A Plug Top (ACL/Kevilton/Krypton/Orange/Chint) All Complete as per Instruction maintenance purpose only	nr	597.00
EI-47	Supplying and fixing consumer unit 04 way surface mounted M.C.B type (incl.32 Amp. D.P MCB,40 Amp/30 mA-D.P RCCB, 4 nrs M.C.B (6 Amp.-16 Amp.)500 enclosure box & bus bar fixing Philips screws (MCB-Make -Orange electric 10kA/ Schneider/ABB/Chint NXB 63) (RCCB Make -Orange electric 10kA/Schneider/ABB/Chint NL1) (Enclosure- Polychrome) Original Makes with	nr	18,811.00
EI-48	Supplying and fixing consumer unit 06 way surface mounted M.C.B type (incl.32 Amp. D.P MCB,40 Amp/30 mA-D.P RCCB, 6 nrs M.C.B (6 Amp.-16 Amp.)700 enclosure box & bus bar fixing Philips screws (MCB-Make -Orange electric 10kA/ Schneider/ABB/Chint NXB 63) (RCCB Make -Orange electric 10kA/Schneider/ABB/Chint NL1) (Enclosure- Polychrome) Original Makes with	nr	22,054.00

Item Code	Description	Unit	Rate -LKR
EI-49	Supplying and fixing consumer unit 08way surface mounted M.C.B type (incl.32 Amp. D.P MCB,40 Amp/30 mA-D.P RCCB, 8 nrs M.C.B (6 Amp.-16 Amp.)900 ABC encloser box & bus bar ,fixing Philips screws (MCB-Make -Orange electric 10kA/ Schneider/ABB/Chint NXB 63) (RCCB Make -Orange electric 10kA/Schneider/ABB/Chint NL1) (Enclosure- Polychrome)Original Makes with company warranty Certificate. all complete as per instruction	nr	25,372.00
EI-50	Supplying and fixing consumer unit 10 way surface mounted M.C.B type (incl.32 Amp. D.P MCB,40 Amp/30 mA-D.P RCCB, 10 nrs M.C.B (6 Amp -16 Amp.)900 encloser box & bus bar , fixing Philips screws (MCB-Make - Orange electric 10kA/ Schneider/ABB/Chint NXB 63) (RCCB Make - Orange electric 10kA/Schneider/ABB/Chint NL1) (Enclosure - Polychrome)Original Makes with company warranty Certificate. all complete as per instruction	nr	28,361.00
EI-51	Supplying and fixing consumer unit 12 way surface mounted M.C.B type (incl.32 Amp. D.P MCB,40 Amp/30 mA-D.P RCCB, 12 nrs M.C.B (6 Amp.-16 Amp.)1019 ABC encloser box & bus bar) (MCB-Make -Orange electric 10kA/ Schneider/ABB/Chint NXB 63) (RCCB Make - Orange electric 10kA/Schneider/ABB/Chint NL1) (Enclosure - Polychrome) fixing Philips screws Original Makes with company warranty Certificate. all complete as per instruction	nr	32,693.00
EI-52	Supplying and fixing Copper Bonded Earth Rod (12.7mm x 1200mm) including earth clamp type A . All Complete as per Instruction.	nr	4,104.00
EI-53	Supplying and fixing Copper Bonded Earth Rod 16 mm dia x 3000mm including earth clamp type A . All Complete as per Instruction.	nr	9,085.00
EI-54	Supplying and fixing 2" dia galvanized iron earth pipe 6'-0"(1800 mm) long (heavy duty) and connected the7/1.04 earth wire (6mm ²) with cable LUG . Including brick chamber with cover slab as per Drawing. (DB to Earth pipe cable/ conduit length 8 m) [Cable SLS 733] (Cable-ACL/Orange/Ruhunu/Sierra) (for 30A , single/ three phase supplies only)	nr	15,385.00
EI-55	Supplying and fixing 2" dia galvanized iron earth pipe 6'-0"(1800 mm) long (heavy duty) and connected the7/1.70 earth wire (16mm ²) with cable LUG . Including brick chamber with cover slab as per Drawing. (DB to Earth pipe cable / conduit length 8 m) [Cable SLS 733] (Cable-ACL/Orange/Ruhunu/Sierra) (for 60A three phase supplies only)	nr	21,564.00
EI-56	Supplying and fixing 2"x2"x1/4" Angle iron bracket for main supply electricity connection about 5'-0" long. Angle iron bar, bent to " L " shape and fixed to roof end with necessary bolt and nut. Apply two coats of anticorrosive paint to angle iron.	nr	4,213.00
EI-57	Supplying and fixing Ceramic pulley with "D" bracket for Electricity connection. all complete as per instruction	nr	1,629.00
EI-58	Supplying & laying 25mm (0-1") conduits including(junction box / bend/ sheeting materials/ Solvent cement...etc.)All complete as per instruction (make conduit - (Polychrome/Kevitol/Krypton) (Junction Box - Polychrome/Kevitol/Krypton)	nr	304.00
EI-59	Supplying & laying 25mm (0-1") conduits including(DEEP MOUNTING junction box / bend/ Solvent cement...etc.)All complete as per instruction (make conduit - Polychrome/Kevitol/Krypton) (DEEP MOUNTING Junction Box - Polychrome/Kevitol/Krypton)	nr	323.00
EI-60	laying 25mm (0-1") conduits inside the slab all complete as per the instruction	nr	102.00
EI-61	Supplying and fixing 1/1.13 2 x 1C (Cu/PVC/PVC) single phase Wire (1 mm ²) [(Cable-ACL/Orange/Ruhunu/Sierra) - Cable SLS 733]	nr	181.00
EI-62	Supplying and fixing 1/1.38 2 x 1C (Cu/PVC/PVC) Sub Main Wire (Copper -1.5 mm ²) [(Cable-ACL/Orange/Ruhunu/Sierra) - Cable SLS 733] or 7/0.53 (1.5mm ²)	m	334.00
EI-63	Supplying and fixing 7/0.53 (Cu/PVC/PVC) (Twin) P.V.C (Cu)Sub Main Wire (1.5 mm ²) [(Cable-ACL/Orange/Ruhunu/Sierra) - Cable SLS 733]	m	331.00
EI-64	Supplying and fixing (7/0.67)(Cu/PVC/PVC) (Twin) P.V.C (Cu) Sub Main Wire (2.5 mm ²) [(Cable-ACL/Orange/Ruhunu/Sierra) Cable SLS 733]	m	480.00
EI-65	Supplying and fixing 7/0.85 (Cu/PVC/PVC) (Twin) Main wire (4 mm ²) (Cable-ACL/Orange/Ruhunu/Sierra) - Cable SLS 733	m	722.00
EI-66	Supplying and fixing (7/1.04) (Cu/PVC/PVC) (Twin) Main wire (6mm ²)(Cable-ACL/Orange/Ruhunu/Sierra) - Cable SLS 733	m	1,034.00

47

Item Code	Description	Unit	Rate -LKR
EI-67	Supplying and fixing 7/1.35 (Cu/PVC/PVC) Main wire 2 x 1C Cables (10mm2) (Cable - ACL/Orange/Ruhunu/Sierra) [Cable SLS 733]	m	1,720.00
EI-68	Supplying and fixing 7/1.35 (Cu/PVC/PVC) Main wire 2 Core Cables (10mm2) (Cable-ACL/Orange/Ruhunu/Sierra) [Cable SLS 733]	m	1,742.00
EI-69	Supplying and fixing 7/1.70 (Cu/PVC/PVC) Main wire 2 x 1C Cables (16mm2) (Cable-ACL/Orange/Ruhunu/Sierra) - Cable SLS 733]	m	2,619.00
EI-70	Supplying and fixing 7/1.70 (Cu/PVC/PVC) Main wire 2 Core Cables (16mm2) (Cable-ACL/Orange/Ruhunu/Sierra) [Cable SLS 733]	m	2,639.00
EI-71	Supplying and fixing 30 / 0.25 (1.5 mm2) 3 core wire. All Complete as per Instruction (Cable-ACL/Orange/Ruhunu/Sierra)	m	556.00
EI-72	Supplying and fixing 7/0.67 (Cu/PVC) (2.5 mm2) Earth wire. All Complete as per Instruction (Cable-ACL/Orange/Ruhunu/Sierra)	m	220.00
EI-73	Supplying and fixing 7/0.85 (Cu/PVC) (4 mm2) Earth wire. All Complete as per Instruction (Cable- ACL/Orange/Ruhunu/Sierra)	m	342.00
EI-74	Supplying and fixing 7/1.04 (Cu/PVC) (6 mm2) Earth wire. All Complete as per Instruction (Cable-ACL/Orange/Ruhunu/Sierra)	m	490.00
EI-75	Supplying and fixing 7/1.35 (Cu/PVC) (10- mm2) Earth wire. All Complete as per Instruction (Cable-ACL/Orange/Ruhunu/Sierra)	m	829.00
EI-76	Supplying and fixing 7/1.70 (Cu/PVC)(16- mm2) Earth wire. All Complete as per Instruction (Cable-ACL/Orange/Ruhunu/Sierra)	m	1,266.00
EI-77	Supplying and fixing 7/2.14 (Cu/PVC)(25- mm2) Earth wire. All Complete as per Instruction (Cable -ACL/Orange/Ruhunu/Sierra)	nr	2,793.00
EI-78	Supplying and fixing 19/1.53 (Cu/PVC)(35- mm2) Earth wire. All Complete as per Instruction (Cable -ACL/Orange/Ruhunu/Sierra)	nr	3,521.00
EI-79	Supplying & fixing 7/1.04(6mm2) , 2 core (Cu/PVC/PVC) (single phase main wire) & 7/1.04(6mm2) earth wire , incl: PVC conduit all complete as per instruction(Cable-ACL/Orange/Ruhunu/Sierra)(Conduit - Kevilton/ Krypton/Polycrome) [Cable SLS 733]	nr	1,670.00
EI-80	Supplying & fixing 7/1.04(6mm2)(Cu/PVC/PVC) , 1 core x 2 (single phase main wire) & 7/1.04(6mm2) earth wire , incl: PVC conduit all complete as per instruction (Cable-ACL/Orange/Ruhunu/Sierra) (Conduit - Kevilton/ Krypton/Polycrome) [Cable SLS 733]	nr	1,644.00
EI-81	Supplying & fixing 7/1.04(6mm2) ,4 x 1c ,three phase main wire incl: PVC conduit all complete as per instruction (Cable - ACL/Orange/Ruhunu/Sierra) (Conduit - Kevilton/ Krypton/Polycrome)- Cable SLS 733	nr	2,339.00
EI-82	Supplying & fixing 7/1.35(10 mm2) (Cu/PVC/PVC) , 4 x 1C ,three phase main wire incl: PVC conduit all complete as per instruction (Cable - ACL/Orange/Ruhunu/Sierra) (Conduit - Kevilton/ Krypton/Polycrome)- Cable SLS 733]	nr	3,781.00
EI-83	Supplying & fixing 7/1.70(16mm2)(Cu/PVC/PVC) , 4 x 1C ,three phase main wire incl: PVC conduit all complete as per instruction (Cable - ACL/Orange/Ruhunu/Sierra) (Conduit - Kevilton/ Krypton/Polycrome) Cable SLS 733]	nr	5,630.00
EI-84	Supplying & fixing 7/1.04(6mm2)(Cu/PVC/PVC) ,4 x 1C ,three phase main wire & 7/1.04 (6mm2) earth wire incl: PVC Conduit all complete as per instruction (Cable - ACL/Orange/Ruhunu/Sierra) (Conduit - Kevilton/ Krypton/Polycrome)- Cable SLS 733	nr	2,829.00
EI-85	Supplying & fixing 7/1.35(Cu/ PVC/PVC)(10mm2) ,4 x 1C ,three phase main wire & 7/1.35 (10mm2) earth wire incl: PVC Conduit all complete as per instruction(Cable - ACL/Orange/Ruhunu/Sierra) (Conduit - Kevilton/ Krypton/Polycrome)	nr	4,599.00
EI-86	Supply and Fixing 7/0.67 (Cu/PVC/PVC)2.5mm2 1 core x 2 cables and 7/0.67 2.5 mm2 Earth wire including P.V.C. trunking (20 mm x 12.5 mm). All complete as per instruction (Cable - ACL/Orange/Ruhunu/Sierra) (PVC trunking - Kevilton/	nr	838.00
EI-87	Supply and Fixing 7/0.85 (Cu/ PVC/PVC) 4mm2 1 core x 2 cables and 7/0.67 2.5 mm2 Earth wire including P.V.C. trunking (20 mm x 12.5 mm). All complete as per instruction (Cable - ACL/Orange/Ruhunu/Sierra) (PVC trunking - Kevilton/	nr	1,100.00
EI-88	Supplying & fixing 7/1.04(6mm2) , 2 core (Cu/PVC/PVC) (single phase main wire) & 7/1.04(6mm2) earth wire , incl: PVC trunking (25 mm X 16 mm) all complete as per instruction[(Cable - ACL/Orange/Ruhunu/Sierra) (PVC trunking - Kevilton/ Krypton/Polycrome) SLS 733]	m	1,761.00

Item Code	Description	Unit	Rate -LKR
EI-89	Supplying & fixing 7/1.04(6mm ²) (Cu/PVC/PVC), 1 core x 2 (single phase main wire) & 7/1.04(6mm ²) earth wire , incl: PVC trunking (25mm X 16 mm) all complete as per instruction (Cable - ACL/Orange/Ruhunu/Sierra) (PVC trunking - Kevilton/ Krypton/Polycrome) Cable SLS 733]	m	1,735.00
EI-90	Supply and Fixing 7/0.67 2.5mm ² 1 core x 4 cables and 7/0.67 2.5 mm ² Earth wire including 40 mm x 16 mm P.V.C. trunking All complete as per instruction (Cable - ACL/Orange/Ruhunu/Sierra) (PVC trunking - Kevilton/ Krypton/Polycrome)	m	1,452.00
EI-91	Supply and Fixing 7/0.85 4mm ² 1 core x 4 cables and 7/0.67 2.5 mm ² Earth wire including 40 mm x 16 mm P.V.C. trunking All complete as per instruction (Cable - ACL/Orange/Ruhunu/Sierra) (PVC trunking - Kevilton/ Krypton/Polycrome)	m	1,924.00
EI-92	Supplying & fixing 7/1.04(6mm ²)(Cu/PVC/PVC) , 4 x 1C ,three phase main wire incl: PVC trunking (40 mm X 25 mm)all complete as per instruction (Cable - ACL/Orange/Ruhunu/Sierra) (PVC trunking - Kevilton/ Krypton/Polycrome) - Cable SLS	m	2,373.00
EI-93	Supplying & fixing 7/1.04(6mm ²) (Cu/PVC/PVC) , 4 x 1C ,three phase main wire & 7/1.04 (6mm ²) earth wire incl: PVC trunking(40mm x 25mm)all complete as per instruction(Cable - ACL/Orange/Ruhunu/Sierra) (PVC trunking - Kevilton/	m	3,001.00
EI-94	Supplying & fixing 7/1.35(10mm ²) (Cu/PVC/PVC) ,4x 1C ,three phase main wire incl: PVC trunking (40 mm X 25mm)all complete as per instruction (Cable - ACL/Orange/Ruhunu/Sierra) (PVC trunking - Kevilton/ Krypton/Polycrome) - Cable SLS	m	3,815.00
EI-95	Supplying & fixing 7/1.35(Cu/ PVC/PVC)(10mm ²) , 4 x 1C ,three phase main wire & 7/1.35 (10mm ²) earth wire incl: PVC trunking(40mm x 25mm)all complete as per instruction (Cable - ACL/Orange/Ruhunu/Sierra) (PVC trunking - Kevilton/	m	4,633.00
EI-96	Supplying & fixing 7/1.70(16mm ²) (Cu/PVC/PVC) ,4x 1C ,three phase main wire incl: PVC trunking (50mm X 25mm)all complete as per instruction (Cable - ACL/Orange/Ruhunu/Sierra) (PVC trunking - Kevilton/ Krypton/Polycrome)- Cable SLS	m	5,720.00
EI-97	Supply and installation of 25 mm ² 4core Armoured cable CU/XLPE/SWA/PVC including manual excavation (0.45m (W) x 0.7m (H))/ back filing/ river sand filing (0.45m (W) x 0.2m(H))/ (300mm x 150mm x 50mm) 1:2:4 concrete tile bedding and all complete as per the instruction (Cable - ACL/Orange/Ruhunu/Sierra)	m	12,264.00
EI-98	Supply and installation of 35 mm ² 4core Armoured cable CU/XLPE/SWA/PVC including manual excavation (0.45m (W) x 0.7m (H))/ back filing/ river sand filing (0.45m (W) x 0.2m(H))/ (300mm x 150mm x 50mm) 1:2:4 concrete tile bedding and all complete as per the instruction (Cable - ACL/Orange/Ruhunu/Sierra)	m	15,748.00
EI-99	Supply and installation of 50 mm ² 4core Armoured cable CU/XLPE/SWA/PVC including manual excavation (0.45m (W) x 0.7m (H))/ back filing/ river sand filing (0.45m (W) x 0.2m(H))/ (300mm x 150mm x 50mm) 1:2:4 concrete tile bedding and all complete as per the instruction (Cable - ACL/Orange/Ruhunu/Sierra)	m	20,199.00
EI-100	Supply and installation of 70 mm ² 4core Armoured cable CU/XLPE/SWA/PVC including manual excavation (0.45m (W) x 0.7m (H))/ back filing/ river sand filing (0.45m (W) x 0.2m(H))/ (300mm x 150mm x 50mm) 1:2:4 concrete tile bedding and all complete as per the instruction (Cable - ACL/Orange/Ruhunu/Sierra)	m	28,546.00
EI-101	Supply and installation of 95 mm ² 4core Armoured cable CU/XLPE/SWA/PVC including manual excavation (0.45m (W) x 0.7m (H))/ back filing/ river sand filing (0.45m (W) x 0.2m(H))/ (300mm x 150mm x 50mm) 1:2:4 concrete tile bedding and all complete as per the instruction (Cable - ACL/Orange/Ruhunu/Sierra)	m	37,759.00
EI-102	Supply and installation of 120 mm ² 4core Armoured cable CU/XLPE/SWA/PVC including manual excavation (0.45m (W) x 0.7m (H))/ back filing/ river sand filing (0.45m (W) x 0.2m(H))/ (300mm x 150mm x 50mm) 1:2:4 concrete tile bedding and all complete as per the instruction (Cable - ACL/Orange/Ruhunu/Sierra)	m	47,143.00
EI-103	Supply and installation of 150 mm ² 4core Armoured cable CU/XLPE/SWA/PVC including manual excavation (0.45m (W) x 0.7m (H))/ back filing/ river sand filing (0.45m (W) x 0.2m(H))/ (300mm x 150mm x 50mm) 1:2:4 concrete tile bedding and all complete as per the instruction (Cable - ACL/Orange/Ruhunu/Sierra)	m	57,069.00
EI-104	Supply and Fixing 20mm Dia PVC conduit including fixing materials. All complete as per instruction.(Conduit - Kevilton/ Krypton/Polycrome)	m	211.00

Item Code	Description	Unit	Rate -LKR
El-105	Supply and Fixing 25mm Dia PVC conduit including fixing materials. All complete as per instruction.(Conduit - Kevilton/ Krypton/Polycrome)	m	238.00
El-106	Supply and Fixing 20mm x 12.5mm PVC Trunking with wall plugs & screws. All complete as per instruction (PVC trunking - Kevilton/ Krypton/Polycrome)	m	260.00
El-107	Supply and Fixing 25mm x 16mm PVC Trunking with wall plugs & screws. All complete as per instruction (PVC trunking - Kevilton/ Krypton/Polycrome)	nr	292.00
El-108	Supply and Fixing 40mm x 16mm PVC Trunking with wall plugs & screws. All complete as per instruction (PVC trunking - Kevilton/ Krypton/Polycrome)	nr	487.00
El-109	Supply and Fixing 40mm x 25mm PVC Trunking with wall plugs & screws. All complete as per instruction (PVC trunking - Kevilton/ Krypton/Polycrome)	nr	564.00
El-110	Supply and Fixing 50mm x 25mm PVC Trunking with wall plugs & screws. All complete as per instruction (PVC trunking - Kevilton/ Krypton/Polycrome)	nr	663.00
El-111	Supply and Fixing 50mm x 50mm PVC Trunking with wall plugs & screws. All complete as per instruction (PVC trunking - Kevilton/ Krypton/Polycrome)	nr	1,063.00
El-112	Supply and Fixing 50mm x 75mm PVC trunking with screws & wall plugs. All complete as per instruction (PVC trunking - Kevilton/ Krypton/Polycrome)	nr	1,327.00
El-113	Supply and Fixing 100mm x 50mm PVC Trunking with wall plugs & screws. All complete as per instruction (PVC trunking - Kevilton/ Krypton/Polycrome)	nr	1,625.00
El-114	Supplying and fixing 1 Nr. 1 pole MCB (6 A/ 10A/ 16A/ 20A/ 32A) (Make -Orange electric 10kA/ Schneider/ABB/Chint NXB 63) Original Makes with company warranty Certificate. all complete as per instruction	nr	1,295.00
El-115	Supplying and fixing 16 Amp/ 2 pole MCB incl; ABC 100 Box (Make -Orange electric 10kA/ Schneider/ABB/Chint NXB 63) (Enclosure - Polycrome) Original Makes with company warranty Certificate. all complete as per instruction	nr	4,533.00
El-116	Supplying and fixing 32 A / 2 pole MCB (Make - Orange electric 10kA/ Schneider/ABB/Chint NXB 63) Original Makes with company warranty Certificate. all	nr	3,696.00
El-117	Supplying and fixing 32 Amp 2 pole MCB incl; ABC 100 Box (Make -Orange electric 10kA/ Schneider/ABB/Chint NXB 63) (Enclosure - Polycrome) Original Makes with company warranty Certificate. all complete as per instruction	nr	4,023.00
El-118	Supplying and fixing 16 Amp 3 pole MCB (Make -Orange electric 10kA/ Schneider/ABB/Chint NXB 63) Original Makes with company warranty Certificate. all complete as per instruction	nr	4,680.00
El-119	Supplying and fixing 32Amp/ 4pole MCB (Make -Orange electric 10kA/ Schneider/ABB/Chint NXB 63) Original Makes with company warranty Certificate. all complete as per instruction	nr	7,531.00
El-120	Supplying and fixing 32 Amp/ 4 pole MCB. Including ABC 400 Box (Make -Orange electric 10kA/ Schneider/ABB/Chint NXB 63) (Enclosure - Polycrome) Original Makes with company warranty Certificate. all complete as per instruction	nr	8,480.00
El-121	Supplying and fixing 63 Amp/ 4 pole MCB (Make -Orange electric 10kA/ Schneider/ABB/Chint NXB 63) Original Makes with company warranty Certificate. all complete as per instruction	nr	8,103.00
El-122	Supplying and fixing 40Amp/30mA/ 2 pole -RCCB (Make -Orange electric 10kA/ Schneider/ABB/Chint NL1) Original Makes with company warranty Certificate. all complete as per instruction	m	7,547.00
El-123	Supplying and fixing 40 Amp/100mA/ 2 pole -RCCB (Make -Orange electric 10kA/ Schneider/ABB/Chint NL1) Original Makes with company warranty Certificate. all complete as per instruction	m	10,881.00
El-124	Supplying and fixing 63 Amp/100mA/ 2 pole -RCCB (Make -Orange electric 10kA/ Schneider/ABB/Chint NL1) Original Makes with company warranty Certificate. all complete as per instruction	nr	11,115.00
El-125	Supplying and fixing 4 pole 40 Amp / 100 mA -RCCB (Make -Orange electric 10kA/ Schneider/ABB/Chint NL1) Original Makes with company warranty Certificate. all complete as per instruction	m	14,865.00
El-126	Supplying and fixing 4 pole 40 Amp / 300 mA -RCCB (Make -Orange electric 10kA/ Schneider/ABB/Chint NL1) Original Makes with company warranty Certificate. all complete as per instruction	m	15,429.00

Item Code	Description	Unit	Rate -LKR
EI-127	Supplying and fixing 4 pole 63 Amp / 100 mA -RCCB (Make -Orange electric 10kA/ Schneider/ABB/Chint NL1) Original Makes with company warranty Certificate. all complete as per instruction	nr	15,523.00
EI-128	Supplying and fixing 4 pole 63 Amp / 300 mA -RCCB (Make -Orange electric 10kA/ Schneider/ABB/Chint NL1) Original Makes with company warranty Certificate. all complete as per instruction	nr	16,180.00
EI-129	Supplying and fixing 4 pole M.C.C.B (30A, 40A,) -18kA(Make -Orange electric 10kA/ Schneider/ABB) Original Makes with company warranty Certificate. all complete as per instruction	nr	16,220.00
EI-130	Supplying and fixing 4 pole M.C.C.B (63A) -18kA (Make -Orange electric 10kA/ Schneider/ABB) Original Makes with company warranty Certificate. all complete as per instruction	nr	16,220.00
EI-131	Supplying and fixing 4 pole M.C.C.B (100A) adjustable type-25 kA (Make - Schneider/ABB) Original Makes with company warranty Certificate. all complete as per	nr	51,703.00
EI-132	Supplying and fixing 4 pole M.C.C.B (125A) adjustable type-25 kA(Make - Schneider/ABB) Original Makes with company warranty Certificate. all complete as per	nr	54,756.00
EI-133	Supplying and fixing 4 pole M.C.C.B (160A)adjustable type-25 kA(Make - Schneider/ABB) Original Makes with company warranty Certificate. all complete as per	nr	67,544.00
EI-134	Supplying and fixing 4 pole M.C.C.B (250A)adjustable type-25 kA (Make - Schneider/ABB) Original Makes with company warranty Certificate. all complete as per	nr	103,011.00
EI-135	Supplying and Fixing 100ABC Enclosure Box (Surface mounted) fixed with brass screws all complete as per Instruction.(Enclosure-Polychrome)	nr	837.00
EI-136	Supplying and Fixing 400ABC Enclosure Box (Surface mounted) fixed with brass screws all complete as per Instruction.(Enclosure-Polychrome)	nr	950.00
EI-137	Supplying and Fixing 500 ABC Enclosure Box (Surface mounted) fixed with brass screws all complete as per Instruction.(Enclosure-Polychrome)	m	2,100.00
EI-138	Supplying and Fixing 700 ABC Enclosure Box (Surface mounted) fixed with brass screws all complete as per Instruction.(Enclosure-Polychrome)	nr	2,353.00
EI-139	Supplying and Fixing 900 ABC Enclosure Box (Surface mounted) fixed with brass screws all complete as per Instruction.(Enclosure-Polychrome)	nr	2,937.00
EI-140	Supplying and Fixing 1019 ABC Enclosure Box (Surface mounted) fixed with brass screws all complete as per Instruction.(Enclosure-Polychrome)	nr	4,535.00
EI-141	Supply and fixing 6mm ² copper lugs 4 Nr including color caps using the crimping tool due to cable fixing or connecting bus bar or MCB all complete as per the instruction.	nr	744.00
EI-142	Supply and fixing 10mm ² copper lugs 4 Nr including color caps using the crimping tool due to cable fixing or connecting bus bar or MCB all complete as per the instruction.	m	906.00
EI-143	Supply and fixing 16mm ² copper lugs 4 Nr including color caps using the crimping tool due to cable fixing or connecting bus bar or MCB all complete as per the instruction.	m	990.00
EI-144	Supplying & fixing earth cable , terminal connector, earth bus bar box , incl; metal box(200 x 200 x 150 mm) Cu tape, cable LUGs, colour caps(cable mark)all complete as	nr	12,417.00
EI-145	Supplying & fixing three phase 30A-60A Bus bar box incl: metal box ,Cu tape , insulator, LUGs, Colour cap , all complete as per instruction	nr	13,112.00
EI-146	Supplying & fixing cable junction box with connector bar (IP65) (Make-Polycrome) all complete as per instruction	nr	1,927.00
EI-147	Supplying & fixing submersible balloon type float switch incl: Out door water proof 100 x100 x 50 mm out door terminal box , 15 A three nr connectors complete as per instruction	nr	5,190.00
EI-148	Supply and Fixing suspension cord operated type float switch (RADAR- made Taiwan) fixing include for necessary screws All complete as per instruction.	nr	6,117.00
EI-149	Supplying and fixing 40 Amp 4 pole Isolator incl;4 way outdoor type (IP65 make PVC Enclosure)(Make - Orange electric 10kA/ Schneider/ABB/Chint NH4). all complete as per instruction.	nr	10,550.00
EI-150	Supply and Fixing 40A 2pole Single phase change over switch(MCB type) including (200 x 200 x 150) metal enclosure / 2A 1P MCB/ Indicator/ internal wiring with materials. All complete as per instruction. (Change Over Make - HAGER)(MCB-Make -Orange electric 10kA/ Schneider/ABB/Chint NXB 63)	nr	32,578.00

Item Code	Description	Unit	Rate -LKR
El-151	Supply and Fixing 63A 4pole 3phase change over switch including metal enclosure (400 x 400 x 150) 2A 1P MCB/ Indicator buzzer/ 230V relay/ Change over switch are door opening inter lock handle type(complete sets) internal wiring with materials. All complete as per instruction. (Change Over Make - SOCOMAC)(MCB-Make -Orange electric 10kA/ Schneider/ABB/Chint NXB 63)	nr	113,702.00
El-152	Supply and fixing surge arrester control panel including metal enclosure / 3 Nr 63A HRC fuse With holder set/ 20kA, 3P+N , SPD (Schneider EASY09) and internal wiring with materials all complete as per the instruction.	nr	64,657.00
El-153	Supplying & fixing 2 1/2" dia (5800mm long) GI Pipe(2.3mm thickness) pole (original company makes "Pakistan") including Gr 20 concrete &, two coats of anticorrosive paint& covered with welded steel plats or end cap to the top of pole. Rate to including drilling , erection, & installation all complete as per the instruction	nr	33,017.00
El-154	Supply and Fixing 8.3m wooden pole(Eucalyptus) applied oil treated by state timber corporation erection and installation. All complete as per instruction. Invoice or certificate should be handed over to the office	m	46,250.00
El-155	Supply and Fixing Stay wire and rod/ plate insulator assembly complete sets/ excavation and installation. All complete as per instruction.	m	29,627.00
El-156	Supply and Fixing 7/1.35 10mm2 2core Aluminium main cable(BI). All complete as per instruction. (Cable-ACL/Orange/Ruhunu/Sierra)	nr	670.00
El-157	Supply and Fixing 70 mm2/ 54.6mm2 1Cx4 Aerial Bundle Conductors (ABC) 3 phase. Stringing and complete as per instruction. (Cable-ACL/Orange/Ruhunu/Sierra)	nr	4,555.00
El-158	Supply and Fixing 95mm2/ 70mm2 1Cx4 Aerial Bundle Conductors (ABC) 3 phase. Stringing and complete as per instruction. (Cable-ACL/Orange/Ruhunu/Sierra)	nr	5,594.00
El-159	Supply and Fixing suspension clamps with pole bracket including galvanized 16mm x 200mm Nut and bolt. All complete as per instruction.	nr	2,331.00
El-160	Supply and Fixing large angle clamps with pole bracket including galvanized Nut and bolt. All complete as per instruction.	nr	3,980.00
El-161	Supply and Fixing Dead end clamps with pole bracket including galvanized 16mm x 200mm Nut and bolt. All complete as per instruction.	nr	2,954.00
El-162	Supply and Fixing Bundle to service "T" connector (Bundle Tap). All complete as per instruction.	nr	775.00
El-163	Supply and Fixing Bundle to Bundle "T" connector (Bundle Tap). All complete as per instruction.	nr	1,356.00
El-164	Supply and Fixing 3Nr 35mm2 cable(Cu) Lugs and Bimetal insulated 54.6mm2 Lugs including colour caps/ cable crimping method (crimping hydraulic tools) for ABC cable connecting and all complete as per instruction.	nr	2,834.00
El-165	Supply and Fixing Bimetal insulated ABC cable lug 54.6mm2 and 70mm2 range 4Nrs set including cable crimping method (crimping hydraulic tools) for ABC cable connecting and all complete as per instruction.	nr	5,153.00
El-166	Supply and Fixing Bimetal insulated ABC cable lug 70mm2 1Nr + 95mm2 3Nr set including cable Crimping method (crimping hydraulic tools) for ABC cable connecting and all complete as per instruction.	nr	5,153.00
El-167	Supply and fixing 01 No. 12W LED lamp (2 Years warranty),with street pole bracket Complete lamp fittings (Approved makes), one gang tumbler switch with necessary wiring as per working order. incl: 1/1.13 wire PVC conduit/ bundle to service "T " connectors (Switch -Kevilton/Orange/Chint) (Cable-ACL/Orange/Ruhunu/Sierra) (fittings- Kevilton/krypton/Polycrome)(Bulb - Green electric ECO smart/Orange electric ECO LED) [Switch SLS 1000. Cable SLS 733, Bulb SLS 1231](Street pole bracket with lamp fittings prime cost Rs.1260.87)	nr	8,271.00
El-168	Supply and fixing 50W LED Flood light (Outdoor type IP 65 Water proof)(Cool white). (Bulb - Green electric ECO smart/Orange electric ECO LED) Year Warrenty certificate). all complete as per the instruction.	nr	8,393.00
El-169	Supplying & fixing single phase 16Amp 3 pin wall mounted industrial Plug & sockets (IP 65) all complete as per instruction (single Phase) (Industrial plug & socket prime cost Rs.1434.78)	nr	2,263.00

Item Code	Description	Unit	Rate -LKR
El-170	Supplying & fixing three phase 16Amp 5 pin wall mounted industrial Plug & sockets (IP 65) all complete as per instruction (three phase)(Industrial plug & socket prime cost	nr	3,097.00
El-171	Supplying & fixing three phase 32Amp 3 pin wall mounted industrial Plug & sockets (IP 65) all complete as per instruction (single phase)(Industrial plug & socket prime cost	nr	3,476.00
El-172	Supplying & fixing three phase 32Amp 5 pin wall mounted industrial Plug & sockets (IP 65) all complete as per instruction (03 phase)(Industrial plug & socket prime cost	nr	3,789.00
El-173	Allow for testing and commissioning of the total system to the entire satisfaction of the Engineer and submission of commissioning report by chartered Electrical Engineer for 60 A phase connection	item	21,600.00
El-174	Allow for testing and commissioning of the total system to the entire satisfaction of the Engineer and submission of commissioning report by chartered Electrical Engineer for 100kVA Bulk connection	item	37,800.00
El-175	Allow for testing and commissioning of the total system to the entire satisfaction of the Engineer and submission of commissioning report by chartered Electrical Engineer for 160kVA Bulk connection	item	43,200.00
El-176	Allow for testing and commissioning of the total system to the entire satisfaction of the Engineer and submission of commissioning report by chartered Electrical Engineer for 250kVA Bulk connection	item	48,600.00

Prepared by :

Approved by :

Checked by :

Eng. J. G. Janath
Electrical Engineer
Engineering Service Office
Southern Province

.....
Director of building

Recommended By :

Southern Province
Eng. C. B. Abayadeera
Director (Engineering)
Southern Province Engineering Services Office
Fort - Galle

Rate Analysis for Construction & Repair Works - All
Second Half 2023-Southern Province
Roofer

53

Item Code	Description	Unit	Rate -LKR
Ro-01	Corrugated sheets asbestos fixed with 1/4"x7" j bolts and nuts with washers or 12 X 4 1/2"roofing screws to roof (Corrugated sheets available).	m ²	405.00
Ro-02	Corrugated asbestos sheets supplied and fixed to roof or wall on existing framework with necessary roofing screws and limpet washers or hook bolts.	m ²	2505.00
Ro-03	Ridging, asbestos cement roofing sheet available, fixed with 1/4" x 7" J bolt or roofing screws .	m	627.00
Ro-04	Ridging, Calicut pattern, bedded in cement and lime mortar 1:1:4, colour to match tiles. (Keep went opening every vally point).	m	1355.00
Ro-05	Ridging, Calicut pattern bedded in cement and lime mortar 1:1:4, colour to match tiles, Rate to include, keep went opening every vally point.(Tiles available at site). - Single storied building.	m	1006.00
Ro-06	Tiles, Calicut pattern, flat, supplied and laid in Single Storied buildings.(up to maximum of 100 nr.)	Nr	149.00
Ro-06a	Tiles, Calicut pattern, flat, supplied and laid in buildings of two storied building.(up to maximum of 100 nr.)	Nr	153.00
Ro-06b	Tiles, Calicut pattern, flat, supplied and laid in buildings of three storied building. (up to maximum of 100 nr.)	Nr	158.00
Ro-06c	Tiles, Calicut pattern, flat, supplied and laid in buildings of four storied building. (up to maximum of 100 nr.)	Nr	162.00
Ro-07	Tiles Calicut pattern laid in sigle storied building (tiles available at site).	m ²	174.00
Ro-07a	Tiles Calicut pattern laid in two storied building (tiles available at site).	m ²	179.00
Ro-07b	Tiles Calicut pattern laid in three storied building (tiles available at site).	m ²	185.00
Ro-07c	Tiles Calicut pattern laid in four storied building (tiles available at site).	m ²	190.00
Ro-08	Tiles Calicut pattern, Supplied & laid in single storied building	m ²	1,824.00
Ro-08a	Tiles Calicut pattern, Supplied & laid in two storied building	m ²	1,879.00
Ro-08b	Tiles Calicut pattern, Supplied & laid in three storied building	m ²	1,934.00
Ro-08c	Tiles Calicut pattern, Supplied & laid in four storied building	m ²	1,988.00
Ro-09	Shifting and re-laying Calicut pattern tiles. - Single storied building.	m ²	115.00
Ro-09a	Shifting and re-laying Calicut pattern tiles. - Two storied building.	m ²	118.00
Ro-09b	Shifting and re-laying Calicut pattern tiles. - Three storied building.	m ²	122.00
Ro-09c	Shifting and re-laying Calicut pattern tiles. - Four storied building.	m ²	125.00
Ro-10	Supplying and laying half round tiles on the existing asbestos roof. - Single storied.	m ²	5,784.00
Ro-10a	Supplying and laying half round tiles on the existing asbestos roof. - Two storied building.	m ²	5,958.00
Ro-10b	Supplying and laying half round tiles on the existing asbestos roof. - Three storied building.	m ²	6,132.00
Ro-10c	Supplying and laying half round tiles on the existing asbestos roof. - Four storied building.	m ²	6,305.00

Roofer

Item Code	Description	Unit	Rate -LKR
Ro-11	Approved Quality Corrugated Asbestos sheets roofing 1/4"x7" j bolt with nut & washers on imported timber frame 150 x 75 mm purling ,150 x 75 mm wall plate 150 x 50 mm ridge 100 x 50 mm rafters(maximum span is 2.7m) and 50 x 50mm beares supplied fixed complete including frame with applied two coats of clear wood preservative (100 x 50 mm rafter fixed in 750mm C/C) -Ridging measured separately. Ground floor. (Reffer draw. No. SPES/Rate23/Ro-11)	m ²	10,367.00
Ro-11a	Approved Quality Corrugated Asbestos sheets roofing 1/4"x7" j bolt with nut & washers on imported timber frame 150 x 75 mm purling ,150 x 75 mm wall plate 150 x 50 mm ridge 100 x 50 mm rafters (rafter maximum Span 2.7m) and 50 x 50mm beares supplied fixed complete including frame with applied two coats of clear wood preservative (100 x 50 mm rafter fixed in 750mm C/C) -Ridging measured separately.1st floor (Reffer draw. No. SPES/Rate23/Ro - 11)	m ²	10,678.00
Ro-11b	Approved Quality Corrugated Asbestos sheets roofing 1/4"x7" j bolt with nut & washers on imported timber frame 150 x 75 mm purling ,150 x 75 mm wall plate 150 x 50 mm ridge 100 x 50 mm rafters(rafter maximum Span 2.7m) and 50 x 50mm beares supplied fixed complete including frame with applied two coats of clear wood preservative (100 x 50 mm rafter fixed in 750mm C/C) -Ridging measured separately.2nd floor (Reffer draw. No. SPES/Rate23/Ro-11)	m ²	10,885.00
Ro-11c	Approved Quality Corrugated Asbestos sheets roofing 1/4"x7" j bolt with nut & washers on imported timber frame 150 x 75 mm purling ,150 x 75 mm wall plate 150 x 50 mm ridge 100 x 50 mm rafters(rafter maximum Span 2.7m) and 50 x 50mm beares supplied fixed complete including frame with applied two coats of clear wood preservative (100 x 50 mm rafter fixed in 750mm C/C) -Ridging measured separately.3rd floor (Reffer draw. No. SPES/Rate23/Ro-11)	m ²	11,092.00
Ro-12	Approved Quality Corrugated Asbestos sheets roofing with 1/4"x7" j bolt nut & washers on imported timber frame 150 x 75 mm purling 150 x 75 mm wall plate 150 x 50 mm ridge 100 x 50 mm rafters(rafter maximum Span 2.7m) and 50 x 50mm beares supplied fixed complete (100 x 50 mm rafter fixed in 750mm C/C) -Ridging measured separately (Including Preservation of timber is achieved by Vacuum Pressure Impregnation of the timber with preservatives, using the latest technology Such as CCB by BI Commodities & Logistics Pvt Ltd (certificate should be submitted). Ground floor. (Reffer draw. No. SPES/Rate23/Ro-11)	m ²	10,511.00
Ro-12a	Approved Quality Corrugated Asbestos sheets roofing with 1/4"x7" j bolt nut & washers on imported timber frame 150 x 75 mm purling 150 x 75 mm wall plate 150 x 50 mm ridge 100 x 50 mm rafters(rafter maximum Span 2.7m) and 50 x 50mm beares supplied fixed complete (100 x 50 mm rafter fixed in 750mm C/C) -Ridging measured separately (Including Preservation of timber is achieved by Vacuum Pressure Impregnation of the timber with preservatives, using the latest technology Such as CCB by BI Commodities & Logistics Pvt Ltd (certificate should be submitted). 1st floor (Reffer draw. No. SPES/Rate23/Ro- 11)	m ²	10,813.00

Item Code	Description	Unit	Rate -LKR
Ro-12b	Approved Quality Corrugated Asbestos sheets roofing with 1/4"x7" j bolt nut & washers on imported timber frame 150 x 75 mm purling 150 x 75 mm wall plate 150 x 50 mm ridge 100 x 50 mm rafters(rafter maximum Span 2.7m) and 50 x 50mm beares supplied fixed complete (100 x 50 mm rafter fixed in 750mm C/C) -Ridging measured separately (Including Preservation of timber is achieved by Vacuum Pressure Impregnation of the timber with preservatives, using the latest technology Such as CCB by BI Commodities & Logistics Pvt Ltd (certificate should be submitted). 2nd floor (Reffer draw. No. SPES/Rate23/Ro- 11)	m ²	11,014.00
Ro-12c	Approved Quality Corrugated Asbestos sheets roofing with 1/4"x7" j bolt nut & washers on imported timber frame 150 x 75 mm purling 150 x 75 mm wall plate 150 x 50 mm ridge 100 x 50 mm rafters(rafter maximum Span 2.7m) and 50 x 50mm beares supplied fixed complete (100 x 50 mm rafter fixed in 750mm C/C) -Ridging measured separately (Including Preservation of timber is achieved by Vacuum Pressure Impregnation of the timber with preservatives, using the latest technology Such as CCB by BI Commodities & Logistics Pvt Ltd (certificate should be submitted). 3rd floor (Reffer draw. No. SPES/Rate23/Ro- 11)	m ²	11,215.00
Ro-13	Approved Quality Corrugated Asbestos sheets HIP ROOFING 1/4"x7" j bolt nut & washers on imported timber frame 150 x 75 mm purling 150 x 75 mm wall plate 150 x 50 mm ridge , 150x50mm hip rafters ,100x50 mm rafters(rafter maximum Span 2.7m) and 50 x 50mm beares supplied fixed complete (100 x 50 mm rafter fixed in 750mm C/C) -(Hip rafters supported post & beams & Ridging paid separattly). (Including Preservation of timber is achieved by Vacuum Pressure Impregnation of the timber with preservatives, using the latest technology Such as CCB by BI Commodities & Logistics Pvt Ltd (certificate should be submitted). Ground floor. (Reffer draw. No. SPES/Rate23/Ro- 12)	m ²	10,083.00
Ro-13a	Approved Quality Corrugated Asbestos sheets HIP ROOFING 1/4"x7" j bolt nut & washers on imported timber frame 150 x 75 mm purling 150 x 75 mm wall plate 150 x 50 mm ridge , 150x50mm hip rafters ,100x50 mm rafters(rafter maximum Span 2.7m) and 50 x 50mm beares supplied fixed complete (100 x 50 mm rafter fixed in 750mm C/C) -(Hip rafters supported post & beams & Ridging paid separattly). (Including Preservation of timber is achieved by Vacuum Pressure Impregnation of the timber with preservatives, using the latest technology Such as CCB by BI Commodities & Logistics Pvt Ltd (certificate should be submitted). 1st floor (Reffer draw. No. SPES/Rate23/Ro- 12)	m ²	10,372.00
Ro-13b	Approved Quality Corrugated Asbestos sheets HIP ROOFING 1/4"x7" j bolt nut & washers on imported timber frame 150 x 75 mm purling 150 x 75 mm wall plate 150 x 50 mm ridge , 150x50mm hip rafters ,100x50 mm rafters(rafter maximum Span 2.7m) and 50 x 50mm beares supplied fixed complete (100 x 50 mm rafter fixed in 750mm C/C) -(Hip rafters supported post & beams & Ridging paid separattly). (Including Preservation of timber is achieved by Vacuum Pressure Impregnation of the timber with preservatives, using the latest technology Such as CCB by BI Commodities & Logistics Pvt Ltd (certificate should be submitted). 2nd floor (Reffer draw. No. SPES/Rate23/Ro- 13)	m ²	10,565.00

Item Code	Description	Unit	Rate -LKR
Ro-13c	Approved Quality Corrugated Asbestos sheets HIP ROOFING 1/4"x7" j bolt nut & washers on imported timber frame 150 x 75 mm purling 150 x 75 mm wall plate 150 x 50 mm ridge , 150x50mm hip rafters ,100x50 mm rafters(rafter maximum Span 2.7m) and 50 x 50mm beares supplied fixed complete (100 x 50 mm rafter fixed in 750mm C/C) -(Hip rafters supported post & beams & Ridging paid separattly). (Including Preservation of timber is achieved by Vacuum Pressure Impregnation of the timber with preservatives, using the latest technology Such as CCB by BI Commodities & Logistics Pvt Ltd (certificate should be submitted). 3rd floor. (Reffer draw. No. SPES/Rate23/Ro- 13)	m ²	10,758.00
Ro-14	Approved Quality Corrugated Asbestos sheets roofing 1/4"x7" j bolt with nut & washers on imported timber frame 100 x 75 mm wall plate, 150 x 50 mm ridge, 100 x 50 mm rafters and 50 x 50mm beares supplied fixed complete including frame with applied two coats of clear wood preservative (100 x 50 mm rafter fixed in 750mm C/C) -Ridging measured separately. Ground floor. (Reffer draw. No. SPES/Rate23/Ro-14)	m ²	8,213.00
Ro-14a	Approved Quality Corrugated Asbestos sheets roofing 1/4"x7" j bolt with nut & washers on imported timber frame 100 x 75 mm wall plate, 150 x 50 mm ridge, 100 x 50 mm rafters and 50 x 50mm beares supplied fixed complete including frame with applied two coats of clear wood preservative (100 x 50 mm rafter fixed in 750mm C/C) -Ridging measured separately.1st floor. (Reffer draw. No. SPES/Rate23/Ro- 14)	m ²	8,459.00
Ro-14b	Approved Quality Corrugated Asbestos sheets roofing 1/4"x7" j bolt with nut & washers on imported timber frame 100 x 75 mm wall plate, 150 x 50 mm ridge, 100 x 50 mm rafters and 50 x 50mm beares supplied fixed complete including frame with applied two coats of clear wood preservative (100 x 50 mm rafter fixed in 750mm C/C) -Ridging measured separately.2nd floor. (Reffer draw. No. SPES/Rate23/Ro- 14)	m ²	8,795.00
Ro-14c	Approved Quality Corrugated Asbestos sheets roofing 1/4"x7" j bolt with nut & washers on imported timber frame 100 x 75 mm wall plate, 150 x 50 mm ridge, 100 x 50 mm rafters and 50 x 50mm beares supplied fixed complete including frame with applied two coats of clear wood preservative (100 x 50 mm rafter fixed in 750mm C/C) -Ridging measured separately.3rd floor. (Reffer draw. No. SPES/Rate23/Ro- 14)	m ²	8,966.00
Ro-15	Supplying laying and fixing corrugated asbestos roofing sheets (app. Quality) on existing angle iron . Purling frame with G.I. 'J' bolts diamond washers and nuts in single storied Building	m ²	2,508.00
Ro-15a	Supplying laying and fixing large corrugated asbostos roofing sheets (app. Quality) on angle iron . Purling frame with G.I. 'J' bolts diamond washers and nuts in two storied Building	m ²	2,584.00
Ro-15b	Supplying laying and fixing large corrugated asbostos roofing sheets (app. Quality) on angle iron . Purling frame with G.I. 'J' bolts diamond washers and nuts in three storied Building	m ²	2,636.00
Ro-15c	Supplying laying and fixing large corrugated asbostos roofing sheets (app. Quality) on angle iron . Purling frame with G.I. 'J' bolts diamond washers and nuts in four storied Building	m ²	2,686.00
Ro-16	Roof with calicut pattern tiles on Imported sawn timber frame, work complete with 150x50mm ridges, 100x50 mm rafters @ 450 mm center to center(rafter maximum Span 2.4 m), 150 x75 mm purlin,150x75 wall plate,50 x 25 mm reepers @ 300 mm center to center .Rate to include applying 2 coats of wood presavative clear,tiling , ridging & 100mm to 150mm plaster band(bedded in cement and lime mortar 1:1:4, colour to match tiles).- Ground floor - for Truss Roof . Reffer draw. No. SPES/Rate23/Ro- 16)	m ²	12,855.00

Item Code	Description	Unit	Rate -LKR
Ro-16a	Roof with calicut pattern tiles on Imported sawn timber frame, work complete with 150x50mm ridges, 100x50 mm rafters @ 450 mm center to center(rafter maximum Span 2.4 m), 150 x75 mm purlin,150x75 wall plate,50 x 25 mm reepers @ 300 mm center to center .Rate to include applying 2 coats of wood preservative clear,tiling , ridging & 100mm to 150mm plaster band(bedded in cement and lime mortar 1:1:4, colour to match tiles). - for Truss Roof . 1st floor Reffer draw. No. SPES/Rate23/Ro-16)	m ²	13,240.00
Ro-16b	Roof with calicut pattern tiles on Imported sawn timber frame, work complete with 150x50mm ridges, 100x50 mm rafters @ 450 mm center to center(rafter maximum Span 2.4 m), 150 x75 mm purlin,150x75 wall plate,50 x 25 mm reepers @ 300 mm center to center .Rate to include applying 2 coats of wood preservative clear,tiling , ridging & 100mm to 150mm plaster band(bedded in cement and lime mortar 1:1:4, colour to match tiles). - for Truss Roof . 2nd floor Reffer draw. No. SPES/Rate23/Ro-16)	m ²	13,626.00
Ro-16c	Roof with calicut pattern tiles on Imported sawn timber frame, work complete with 150x50mm ridges, 100x50 mm rafters @ 450 mm center to center(rafter maximum Span 2.4 m), 150 x75 mm purlin,150x75 wall plate,50 x 25 mm reepers @ 300 mm center to center .Rate to include applying 2 coats of wood preservative clear,tiling , ridging & 100mm to 150mm plaster band(bedded in cement and lime mortar 1:1:4, colour to match tiles). - for Truss Roof . 3rd floor Reffer draw. No. SPES/Rate23/Ro-16)	m ²	14,011.00
Ro-17	Roof with Calicut pattern tiles on Imported sawn timber frame work complete with 150x50mm ridges, 100x50mm rafters @ 450 mm center to center(rafter maximum Span 2.4 m), 150 x75 purlin,150x75wall plate,50 x 25 reepers @ 300mm C/C. rate to include tiling , ridging & 100mm to 150mm plaster band(bedded in cement and lime mortar 1:1:4, colour to match tiles)Truss Roof (Preservation of timber is achieved by Vacuum Pressure Impregnation of the timber with preservatives, using the latest technology Sush as CCB that are registered by register of pesticides for protection against wood destroying agents such as wood bores, fungi and termites (Execution according to the Manufacturers specifications)(BI Commodities & Logistics Pvt Ltd) certificate Should be submitted. Ground floor.(Reffer draw. No. SPES/Rate23/Ro- 16)	m ²	13,239.00
Ro-17a	Roof with Calicut pattern tiles on Imported sawn timber frame work complete with 150x50mm ridges, 100x50mm rafters @ 450 mm center to center(rafter maximum Span 2.4 m), 150 x75 purlin,150x75wall plate,50 x 25 reepers @ 300mm C/C. rate to include tiling , ridging & 100mm to 150mm plaster band(bedded in cement and lime mortar 1:1:4, colour to match tiles)Truss Roof (Preservation of timber is achieved by Vacuum Pressure Impregnation of the timber with preservatives, using the latest technology Sush as CCB that are registered by register of pesticides for protection against wood destroying agents such as wood bores, fungi and termites (Execution according to the Manufacturers specifications)(BI Commodities & Logistics Pvt Ltd) certificate Should be submitted. 1st floor.(Reffer draw. No. SPES/Rate23/Ro- 16)	m ²	10,070.00

Roofer

58

Item Code	Description	Unit	Rate -LKR
Ro-17b	Roof with Calicut pattern tiles on Imported sawn timber frame work complete with 150x50mm ridges, 100x50mm rafters @ 450 mm center to center(rafter maximum Span 2.4 m), 150 x75 purlin,150x75wall plate,50 x 25 reepers @ 300mm C/C. rate to include tiling , ridging & 100mm to 150mm plaster band(bedded in cement and lime mortar 1:1:4, colour to match tiles)Truss Roof (Preservation of timber is achieved by Vacuum Pressure Impregnation of the timber with preservatives, using the latest technology Sush as CCB that are registered by register of pesticides for protection against wood destroying agents such as wood bores, fungi and termites (Execution according to the Manufacturers specifications)(BI Commodities & Logistics Pvt Ltd) certificate Should be submitted. 2nd floor.(Reffer draw. No. SPES/Rate23/Ro- 16)	m ²	10,256.00
Ro-17c	Roof with Calicut pattern tiles on Imported sawn timber frame work complete with 150x50mm ridges, 100x50mm rafters @ 450 mm center to center(rafter maximum Span 2.4 m), 150 x75 purlin,150x75wall plate,50 x 25 reepers @ 300mm C/C. rate to include tiling , ridging & 100mm to 150mm plaster band(bedded in cement and lime mortar 1:1:4, colour to match tiles)Truss Roof (Preservation of timber is achieved by Vacuum Pressure Impregnation of the timber with preservatives, using the latest technology Sush as CCB that are registered by register of pesticides for protection against wood destroying agents such as wood bores, fungi and termites (Execution according to the Manufacturers specifications)(BI Commodities & Logistics Pvt Ltd) certificate Should be submitted. 3rd floor.(Reffer draw. No. SPES/Rate23/Ro- 16)	m ²	10,442.00
Ro-18	Calicut pattern tiles HIP ROOFING, Imported sawn timber frame work complete with 150x50mm ridges, 150x50mm Hip rafters , 100x50mm rafters(rafter maximum Span 2.4 m), 150 x75 purlin and wall plate,50 x 25 reepers. rate to include tiling , ridging & 100mm to 150mm plaster band(bedded in cement and lime mortar 1:1:4, colour to match tiles)Truss Roof (Preservation of timber is achieved by Vacuum Pressure Impregnation of the timber with preservatives, using the latest technology Sush as CCB that are registered by register of pesticides for protection against wood destroying agents such as wood bores, fungi and termites (Execution according to the Manufacturers specifications)(BI Commodities & Logistics Pvt Ltd) certificate Should be submitted. Ground floor. (Reffer draw. No. SPES/Rate23/Ro- 18)	m ²	12,272.00
Ro-18a	Calicut pattern tiles HIP ROOFING, Imported sawn timber frame work complete with 150x50mm ridges, 150x50mm Hip rafters , 100x50mm rafters(rafter maximum Span 2.4 m), 150 x75 purlin and wall plate,50 x 25 reepers. rate to include tiling , ridging & 100mm to 150mm plaster band(bedded in cement and lime mortar 1:1:4, colour to match tiles)Truss Roof (Preservation of timber is achieved by Vacuum Pressure Impregnation of the timber with preservatives, using the latest technology Sush as CCB that are registered by register of pesticides for protection against wood destroying agents such as wood bores, fungi and termites (Execution according to the Manufacturers specifications)(BI Commodities & Logistics Pvt Ltd) certificate Should be submitted. 1st floor. (Reffer draw. No. SPES/Rate23/Ro- 18)	m ²	12,619.00

Item Code	Description	Unit	Rate -LKR
Ro-18b	Calicut pattern tiles HIP ROOFING, Imported sawn timber frame work complete with 150x50mm ridges, 150x50mm Hip rafters , 100x50mm rafters(rafter maximum Span 2.4 m), 150 x75 purlin and wall plate,50 x 25 reepers. rate to include tiling , ridging & 100mm to 150mm plaster band(bedded in cement and lime mortar 1:1:4, colour to match tiles)Truss Roof (Preservation of timber is achieved by Vacuum Pressure Impregnation of the timber with preservatives, using the latest technology Sush as CCB that are registered by register of pesticides for protection against wood destroying agents such as wood bores, fungi and termites (Execution according to the Manufacturers specifications)(BI Commodities & Logistics Pvt Ltd) certificate Should be submitted. 2nd floor. (Reffer draw. No. SPES/Rate23/Ro- 18)	m ²	12,850.00
Ro-18c	Calicut pattern tiles HIP ROOFING, Imported sawn timber frame work complete with 150x50mm ridges, 150x50mm Hip rafters , 100x50mm rafters(rafter maximum Span 2.4 m), 150 x75 purlin and wall plate,50 x 25 reepers. rate to include tiling , ridging & 100mm to 150mm plaster band(bedded in cement and lime mortar 1:1:4, colour to match tiles)Truss Roof (Preservation of timber is achieved by Vacuum Pressure Impregnation of the timber with preservatives, using the latest technology Sush as CCB that are registered by register of pesticides for protection against wood destroying agents such as wood bores, fungi and termites (Execution according to the Manufacturers specifications)(BI Commodities & Logistics Pvt Ltd) certificate Should be submitted. 2nd floor. (Reffer draw. No. SPES/Rate23/Ro- 18)	m ²	13,081.00
Ro-19	Roof with calicut pattern tiles on Imported sawn timber frame, work complete with 150x50mm ridges, 100x50 mm rafters @ 450 mm center to center(rafter maximum Span 2.4 m), 100x75 wall plate, 50 x 25 mm reepers @ 300 mm center to center .Rate to include applying 2 coats of wood presavative clear, tiling , ridging & 100mm to 150mm plaster band(bedded in cement and lime mortar 1:1:4, colour to match tiles). - ground floor (Reffer draw. No. SPES/Rate23/Ro- 19)	m ²	11,139.00
Ro-19a	Roof with calicut pattern tiles on Imported sawn timber frame, work complete with 150x50mm ridges, 100x50 mm rafters @ 450 mm center to center(rafter maximum Span 2.4 m), 100x75 wall plate, 50 x 25 mm reepers @ 300 mm center to center .Rate to include applying 2 coats of wood presavative clear, tiling , ridging & 100mm to 150mm plaster band(bedded in cement and lime mortar 1:1:4, colour to match tiles). - 1st floor (Reffer draw. No. SPES/Rate23/Ro- 19)	m ²	11,474.00
Ro-19b	Roof with calicut pattern tiles on Imported sawn timber frame, work complete with 150x50mm ridges, 100x50 mm rafters @ 450 mm center to center(rafter maximum Span 2.4 m), 100x75 wall plate, 50 x 25 mm reepers @ 300 mm center to center .Rate to include applying 2 coats of wood presavative clear, tiling , ridging & 100mm to 150mm plaster band(bedded in cement and lime mortar 1:1:4, colour to match tiles). - 2nd floor (Reffer draw. No. SPES/Rate23/Ro- 19)	m ²	11,696.00
Ro-19c	Roof with calicut pattern tiles on Imported sawn timber frame, work complete with 150x50mm ridges, 100x50 mm rafters @ 450 mm center to center(rafter maximum Span 2.4 m), 100x75 wall plate, 50 x 25 mm reepers @ 300 mm center to center .Rate to include applying 2 coats of wood presavative clear, tiling , ridging & 100mm to 150mm plaster band(bedded in cement and lime mortar 1:1:4, colour to match tiles). - 3rd floor (Reffer draw. No. SPES/Rate23/Ro- 19)	m ²	11,919.00
Ro-20	Approved Quality Corrugated Asbestos sheets roofing 1/4"x7" j bolt with nut & washers on Micro timber frame 150 x 75 mm purling ,150 x 75 mm wall plate 150 x 50 mm ridge 100 x 50 mm rafters(rafter maximum Span 2.7m) and 50 x 50mm beares supplied fixed complete including frame with applied two coats of clear wood preservative (100 x 50 mm rafter fixed in 750mm C/C) -Ridging measured separately. Ground floor. (Reffer draw. No. SPES/Rate23/Ro- 11)	m ²	8,881.00

Roofer

Item Code	Description	Unit	Rate -LKR
Ro-20a	Approved Quality Corrugated Asbestos sheets roofing 1/4"x7" j bolt with nut & washers on Micro timber frame 150 x 75 mm purling ,150 x 75 mm wall plate 150 x 50 mm ridge 100 x 50 mm rafters(rafter maximum Span 2.7m) and 50 x 50mm beares supplied fixed complete including frame with applied two coats of clear wood preservative (100 x 50 mm rafter fixed in 750mm C/C) -Ridging measured separately. 1st floor. (Reffer draw. No. SPES/Rate23/Ro- 11)	m ²	9,148.00
Ro-20b	Approved Quality Corrugated Asbestos sheets roofing 1/4"x7" j bolt with nut & washers on Micro timber frame 150 x 75 mm purling ,150 x 75 mm wall plate 150 x 50 mm ridge 100 x 50 mm rafters(rafter maximum Span 2.7m) and 50 x 50mm beares supplied fixed complete including frame with applied two coats of clear wood preservative (100 x 50 mm rafter fixed in 750mm C/C) -Ridging measured separately. 2nd floor. (Reffer draw. No. SPES/Rate23/Ro- 11)	m ²	9,325.00
Ro-20c	Approved Quality Corrugated Asbestos sheets roofing 1/4"x7" j bolt with nut & washers on Micro timber frame 150 x 75 mm purling ,150 x 75 mm wall plate 150 x 50 mm ridge 100 x 50 mm rafters(rafter maximum Span 2.7m) and 50 x 50mm beares supplied fixed complete including frame with applied two coats of clear wood preservative (100 x 50 mm rafter fixed in 750mm C/C) -Ridging measured separately. 3rd floor. (Reffer draw. No. SPES/Rate23/Ro- 11)	m ²	9,503.00
Ro-21	Approved Quality Corrugated Asbestos sheets roofing with 1/4"x7" j bolt nut & washers on Micro timber frame 150 x 75 mm purling 150 x 75 mm wall plate 150 x 50 mm ridge 100 x 50 mm rafters(rafter maximum Span 2.7m) and 50 x 50mm beares supplied fixed complete (100 x 50 mm rafter fixed in 750mm C/C) -Ridging measured separately (Including Preservation of timber is achieved by Vacuum Pressure Impregnation of the timber with preservatives, using the latest technology Such as CCB by BI Commodities & Logistics Pvt Ltd (certificate should be submitted). Ground floor. (Reffer draw. No. SPES/Rate23/Ro- 11)	m ²	9,077.00
Ro-21a	Approved Quality Corrugated Asbestos sheets roofing with 1/4"x7" j bolt nut & washers on Micro timber frame 150 x 75 mm purling 150 x 75 mm wall plate 150 x 50 mm ridge 100 x 50 mm rafters(rafter maximum Span 2.7m) and 50 x 50mm beares supplied fixed complete (100 x 50 mm rafter fixed in 750mm C/C) -Ridging measured separately (Including Preservation of timber is achieved by Vacuum Pressure Impregnation of the timber with preservatives, using the latest technology Such as CCB by BI Commodities & Logistics Pvt Ltd (certificate should be submitted). 1st floor. (Reffer draw. No. SPES/Rate23/Ro- 11)	m ²	9,349.00
Ro-21b	Approved Quality Corrugated Asbestos sheets roofing with 1/4"x7" j bolt nut & washers on Micro timber frame 150 x 75 mm purling 150 x 75 mm wall plate 150 x 50 mm ridge 100 x 50 mm rafters(rafter maximum Span 2.7m) and 50 x 50mm beares supplied fixed complete (100 x 50 mm rafter fixed in 750mm C/C) -Ridging measured separately (Including Preservation of timber is achieved by Vacuum Pressure Impregnation of the timber with preservatives, using the latest technology Such as CCB by BI Commodities & Logistics Pvt Ltd (certificate should be submitted). 2nd floor. (Reffer draw. No. SPES/Rate23/Ro- 11)	m ²	9,531.00

Item Code	Description	Unit	Rate -LKR
Ro-21c	Approved Quality Corrugated Asbestos sheets roofing with 1/4"x7" j bolt nut & washers on Micro timber frame 150 x 75 mm purling 150 x 75 mm wall plate 150 x 50 mm ridge 100 x 50 mm rafters(rafter maximum Span 2.7m) and 50 x 50mm beares supplied fixed complete (100 x 50 mm rafter fixed in 750mm C/C) -Ridging measured separately (Including Preservation of timber is achieved by Vacuum Pressure Impregnation of the timber with preservatives, using the latest technology Such as CCB by BI Commodities & Logistics Pvt Ltd (certificate should be submitted). 3rd floor. (Reffer draw. No. SPES/Rate23/Ro- 11)	m ²	9,712.00
Ro-22	Approved Quality Corrugated Asbestos sheets HIP ROOFING 1/4"x7" j bolt nut & washers on Micro timber frame 150 x 75 mm purling 150 x 75 mm wall plate 150 x 50 mm ridge , 150x50mm hip rafters, 100x50 mm rafters(rafter maximum Span 2.7m) and 50 x 50mm beares supplied fixed complete (100 x 50 mm rafter fixed in 750mm C/C) -(Hip rafters supported post & beams & Ridging paid separattly). (Including Preservation of timber is achieved by Vacuum Pressure Impregnation of the timber with preservatives, using the latest technology Such as CCB by BI Commodities & Logistics Pvt Ltd (certificate should be submitted). Ground floor. (Reffer draw. No. SPES/Rate23/Ro- 13)	m ²	8,735.00
Ro-22a	Approved Quality Corrugated Asbestos sheets HIP ROOFING 1/4"x7" j bolt nut & washers on Micro timber frame 150 x 75 mm purling 150 x 75 mm wall plate 150 x 50 mm ridge , 150x50mm hip rafters, 100x50 mm rafters(rafter maximum Span 2.7m) and 50 x 50mm beares supplied fixed complete (100 x 50 mm rafter fixed in 750mm C/C) -(Hip rafters supported post & beams & Ridging paid separattly). (Including Preservation of timber is achieved by Vacuum Pressure Impregnation of the timber with preservatives, using the latest technology Such as CCB by BI Commodities & Logistics Pvt Ltd (certificate should be submitted). 1st floor. (Reffer draw. No. SPES/Rate23/Ro- 13)	m ²	8,984.00
Ro-22b	Approved Quality Corrugated Asbestos sheets HIP ROOFING 1/4"x7" j bolt nut & washers on Micro timber frame 150 x 75 mm purling 150 x 75 mm wall plate 150 x 50 mm ridge , 150x50mm hip rafters, 100x50 mm rafters(rafter maximum Span 2.7m) and 50 x 50mm beares supplied fixed complete (100 x 50 mm rafter fixed in 750mm C/C) -(Hip rafters supported post & beams & Ridging paid separattly). (Including Preservation of timber is achieved by Vacuum Pressure Impregnation of the timber with preservatives, using the latest technology Such as CCB by BI Commodities & Logistics Pvt Ltd (certificate should be submitted). 2nd floor. (Reffer draw. No. SPES/Rate23/Ro- 13)	m ²	9,149.00
Ro-22c	Approved Quality Corrugated Asbestos sheets HIP ROOFING 1/4"x7" j bolt nut & washers on Micro timber frame 150 x 75 mm purling 150 x 75 mm wall plate 150 x 50 mm ridge , 150x50mm hip rafters, 100x50 mm rafters(rafter maximum Span 2.7m) and 50 x 50mm beares supplied fixed complete (100 x 50 mm rafter fixed in 750mm C/C) -(Hip rafters supported post & beams & Ridging paid separattly). (Including Preservation of timber is achieved by Vacuum Pressure Impregnation of the timber with preservatives, using the latest technology Such as CCB by BI Commodities & Logistics Pvt Ltd (certificate should be submitted). 3rd floor. (Reffer draw. No. SPES/Rate23/Ro- 13)	m ²	9,315.00

Roofer

Item Code	Description	Unit	Rate -LKR
Ro-23	Roof with calicut pattern tiles on Micro sawn timber frame, work complete with 150x50mm ridges, 100x50 mm rafters @ 450 mm center to center(rafter maximum Span 2.4 m) 150 x75 mm purlin,150x75 wall plate,50 x 25 mm reepers @ 300 mm center to center .Rate to include applying 2 coats of wood presavative clear,tiling , ridging & 100mm to 150mm plaster band(bedded in cement and lime mortar 1:1:4, colour to match tiles). Ground floor - for Truss Roof . (Reffer draw. No. SPES/Rate23/Ro- 16)	m ²	10,398.00
Ro-23a	Roof with calicut pattern tiles on Micro sawn timber frame, work complete with 150x50mm ridges, 100x50 mm rafters @ 450 mm center to center(rafter maximum Span 2.4 m) 150 x75 mm purlin,150x75 wall plate,50 x 25 mm reepers @ 300 mm center to center .Rate to include applying 2 coats of wood presavative clear,tiling , ridging & 100mm to 150mm plaster band(bedded in cement and lime mortar 1:1:4, colour to match tiles). 1st floor - for Truss Roof . (Reffer draw. No. SPES/Rate23/Ro-16)	m ²	10,710.00
Ro-23b	Roof with calicut pattern tiles on Micro sawn timber frame, work complete with 150x50mm ridges, 100x50 mm rafters @ 450 mm center to center(rafter maximum Span 2.4 m) 150 x75 mm purlin,150x75 wall plate,50 x 25 mm reepers @ 300 mm center to center .Rate to include applying 2 coats of wood presavative clear,tiling , ridging & 100mm to 150mm plaster band(bedded in cement and lime mortar 1:1:4, colour to match tiles). 2nd floor - for Truss Roof . (Reffer draw. No. SPES/Rate23/Ro-16)	m ²	10,918.00
Ro-23c	Roof with calicut pattern tiles on Micro sawn timber frame, work complete with 150x50mm ridges, 100x50 mm rafters @ 450 mm center to center(rafter maximum Span 2.4 m) 150 x75 mm purlin,150x75 wall plate,50 x 25 mm reepers @ 300 mm center to center .Rate to include applying 2 coats of wood presavative clear,tiling , ridging & 100mm to 150mm plaster band(bedded in cement and lime mortar 1:1:4, colour to match tiles). 3rd floor - for Truss Roof . (Reffer draw. No. SPES/Rate23/Ro-16)	m ²	11,126.00
Ro-24	Roof with Calicut pattern tiles on Micro sawn timber frame work complete with 150x50mm ridges, 100x50mm rafters @ 450 mm center to center(rafter maximum Span 2.4 m), 150 x75 purlin,150x75wall plate,50 x 25 reepers. rate to include tiling , ridging & 100mm to 150mm plaster band(bedded in cement and lime mortar 1:1:4, colour to match tiles)Truss Roof (Preservation of timber is achieved by Vacuum Pressure Impregnation of the timber with preservatives, using the latest technology Sush as CCB that are registered by register of pesticides for protection against wood destroying agents such as wood bores, fungi and termites (Execution according to the Manufacturers specifications)(BI Commodities & Logistics Pvt Ltd) certificate Should be submitted. Ground floor. (Reffer draw. No. SPES/Rate23/Ro- 16)	m ²	10,851.00
Ro-24a	Roof with Calicut pattern tiles on Micro sawn timber frame work complete with 150x50mm ridges, 100x50mm rafters @ 450 mm center to center(rafter maximum Span 2.4 m), 150 x75 purlin,150x75wall plate,50 x 25 reepers. rate to include tiling , ridging & 100mm to 150mm plaster band(bedded in cement and lime mortar 1:1:4, colour to match tiles)Truss Roof (Preservation of timber is achieved by Vacuum Pressure Impregnation of the timber with preservatives, using the latest technology Sush as CCB that are registered by register of pesticides for protection against wood destroying agents such as wood bores, fungi and termites (Execution according to the Manufacturers specifications)(BI Commodities & Logistics Pvt Ltd) certificate Should be submitted. 1st floor. (Reffer draw. No. SPES/Rate23/Ro- 16)	m ²	11,156.00

Item Code	Description	Unit	Rate -LKR
Ro-24b	Roof with Calicut pattern tiles on Micro sawn timber frame work complete with 150x50mm ridges, 100x50mm rafters @ 450 mm center to center(rafter maximum Span 2.4 m), 150 x75 purlin,150x75wall plate,50 x 25 reepers. rate to include tiling , ridging & 100mm to 150mm plaster band(bedded in cement and lime mortar 1:1:4, colour to match tiles)Truss Roof (Preservation of timber is achieved by Vacuum Pressure Impregnation of the timber with preservatives, using the latest technology Sush as CCB that are registered by register of pesticides for protection against wood destroying agents such as wood bores, fungi and termites (Execution according to the Manufacturers specifications)(BI Commodities & Logistics Pvt Ltd) certificate Should be submitted. 2nd floor. (Reffer draw. No. SPES/Rate23/Ro- 16)	m ²	11,360.00
Ro-24c	Roof with Calicut pattern tiles on Micro sawn timber frame work complete with 150x50mm ridges, 100x50mm rafters @ 450 mm center to center(rafter maximum Span 2.4 m), 150 x75 purlin,150x75wall plate,50 x 25 reepers. rate to include tiling , ridging & 100mm to 150mm plaster band(bedded in cement and lime mortar 1:1:4, colour to match tiles)Truss Roof (Preservation of timber is achieved by Vacuum Pressure Impregnation of the timber with preservatives, using the latest technology Sush as CCB that are registered by register of pesticides for protection against wood destroying agents such as wood bores, fungi and termites (Execution according to the Manufacturers specifications)(BI Commodities & Logistics Pvt Ltd) certificate Should be submitted. 3rd floor. (Reffer draw. No. SPES/Rate23/Ro- 16)	m ²	11,564.00
Ro-25	Calicut pattern tiles HIP ROOFING, Micro sawn timber frame work complete with 150x50mm ridges, 150x50mm Hip rafters , 100x50mm rafters @ 450 mm center to center(rafter maximum Span 2.4 m), 150 x75 purlin and wall plate,50 x 25 reepers. rate to include tiling , ridging & 100mm to 150mm plaster band(bedded in cement and lime mortar 1:1:4, colour to match tiles)Truss Roof (Preservation of timber is achieved by Vacuum Pressure Impregnation of the timber with preservatives, using the latest technology Sush as CCB that are registered by register of pesticides for protection against wood destroying agents such as wood bores, fungi and termites (Execution according to the Manufacturers specifications)(BI Commodities & Logistics Pvt Ltd) certificate Should be submitted. Ground floor. (Reffer draw. No. SPES/Rate23/Ro- 18)	m ²	10,030.00
Ro-25a	Calicut pattern tiles HIP ROOFING, Micro sawn timber frame work complete with 150x50mm ridges, 150x50mm Hip rafters , 100x50mm rafters @ 450 mm center to center(rafter maximum Span 2.4 m), 150 x75 purlin and wall plate,50 x 25 reepers. rate to include tiling , ridging & 100mm to 150mm plaster band(bedded in cement and lime mortar 1:1:4, colour to match tiles)Truss Roof (Preservation of timber is achieved by Vacuum Pressure Impregnation of the timber with preservatives, using the latest technology Sush as CCB that are registered by register of pesticides for protection against wood destroying agents such as wood bores, fungi and termites (Execution according to the Manufacturers specifications)(BI Commodities & Logistics Pvt Ltd) certificate Should be submitted. 1st floor. (Reffer draw. No. SPES/Rate23/Ro- 18)	m ²	10,310.00

Roofer

Item Code	Description	Unit	Rate -LKR
Ro-25b	Calicut pattern tiles HIP ROOFING, Micro sawn timber frame work complete with 150x50mm ridges, 150x50mm Hip rafters , 100x50mm rafters @ 450 mm center to center(rafter maximum Span 2.4 m), 150 x75 purlin and wall plate,50 x 25 reepers. rate to include tiling , ridging & 100mm to 150mm plaster band(bedded in cement and lime mortar 1:1:4, colour to match tiles)Truss Roof (Preservation of timber is achieved by Vacuum Pressure Impregnation of the timber with preservatives, using the latest technology Sush as CCB that are registered by register of pesticides for protection against wood destroying agents such as wood bores, fungi and termites (Execution according to the Manufacturers specifications)(BI Commodities & Logistics Pvt Ltd) certificate Should be submitted. 2nd floor. (Reffer draw. No. SPES/Rate23/Ro- 18)	m ²	10,589.00
Ro-25c	Calicut pattern tiles HIP ROOFING, Micro sawn timber frame work complete with 150x50mm ridges, 150x50mm Hip rafters , 100x50mm rafters @ 450 mm center to center(rafter maximum Span 2.4 m), 150 x75 purlin and wall plate,50 x 25 reepers. rate to include tiling , ridging & 100mm to 150mm plaster band(bedded in cement and lime mortar 1:1:4, colour to match tiles)Truss Roof (Preservation of timber is achieved by Vacuum Pressure Impregnation of the timber with preservatives, using the latest technology Sush as CCB that are registered by register of pesticides for protection against wood destroying agents such as wood bores, fungi and termites (Execution according to the Manufacturers specifications)(BI Commodities & Logistics Pvt Ltd) certificate Should be submitted. 3rd floor. (Reffer draw. No. SPES/Rate23/Ro- 18)	m ²	10,869.00
Ro-26	Fabricate & fixing Timber Frame for 3'-0" wide (eave)Canopy roof , using 100 x 50 mm (1 nr of 4'-0" , 01 nr of 2'-6" & 01 nr 3-0" long) imported swan timber frame work ,-rate to include 3nr of 1/2" x 4" Ragged bolts/anchor bolts & applying 2coats of clear wood preservative (Ground floor)	Nr	16,776.00
Ro-26a	Fabricate & fixing Timber Frame for 3'-0" wide (eave)Canopy roof , using 100 x 50 mm (1 nr of 4'-0" , 01 nr of 2'-6" & 01 nr 3-0" long) imported swan timber frame work ,-rate to include 3nr of 1/2" x 4" Ragged bolts/anchor bolts & applying 2coats of clear wood preservative (1st floor)	Nr	17,279.00
Ro-26b	Fabricate & fixing Timber Frame for 3'-0" wide (eave)Canopy roof , using 100 x 50 mm (1 nr of 4'-0" , 01 nr of 2'-6" & 01 nr 3-0" long) imported swan timber frame work ,-rate to include 3nr of 1/2" x 4" Ragged bolts/anchor bolts & applying 2coats of clear wood preservative (2nd floor)	Nr	17,615.00
Ro-27	3'-0" wide (eave)Canopy roof for Building, with 2 Nr of 4"x2" (100 x 50 mm) purlin & covering with Asbestoes roofing sheets ,Zn coated (0.47mm thick AZ150 thickness) 1'-6" flashing ,as per instruction applying 2coats of clear wood preservative (Brackets paid seperatly) -Ground floor	m	17,381.00
Ro-27a	3'-0" wide (eave)Canopy roof for Building, with 2 Nr of 4"x2" (100 x 50 mm) purlin & covering with Asbestoes roofing sheets ,Zn coated (0.47mm thick AZ150 thickness) 1'-6" flashing ,as per instruction applying 2coats of clear wood preservative (With out Bracket) -First floor	m	17,902.00
Ro-27b	3'-0" wide (eave)Canopy roof for Building, with 2 Nr of 4"x2" (100 x 50 mm) purlin & covering with Asbestoes roofing sheets ,n coated (0.47mm thick AZ150 thickness)1'-6" flashing ,as per instruction applying 2coats of clear wood preservative (With out Bracket) -second floor	m	18,250.00

Item Code	Description	Unit	Rate -LKR
Ro-28	Corrugated Asbestos Roof with Asbestos flat ceiling sheets over the rafters on Imported timber frame 150 x 50mm ridges, 125 x 75mm purlin, 100 x 75 mm wall plate, 100 x 50mm rafters @ 600 mm center to center(rafter maximum Span 2.4 m), and 50 x 50 mm bears, supplying and fixed, rate to include necessary Aluminium Tees, Routing Edges of rafters(bottom) and one coat of wall filler and 2 coats emulsion paint to asbestos flat ceiling sheet rate to include applying 2coats of wood clear preservative Ridging measured separately.(Reffer draw. No. SPES/Rate23/Ro- 28)	m ²	12,475.00
Ro-29	Corrugated Asbestos Roof with 150 mm width & 18 - 16 mm thick "Lunumidella" tounge & grooved planks over the rafters on Imported timber frame 100 x 50 rafters @ 600 mm center to center(rafter maximum Span 2.4 m), 150 x 50 ridges, 125x75mm purlin and 50 x 50 mm bears, supplying and fixed, rate to include Routing Edges of rafters(bottom) applying one coat of sanding sealer & two coats of NC wood finish (100 x 50 mm rafters fixed in 600mm C/C), laying 3 mm thk double side "Mack" foil ,Ridging measured separately rate to include 2 coats of clear wood preservative. (Reffer draw. No. SPES/Rate23/Ro- 28)	m ²	12,209.00
Ro-30	Roof with "S" tile - Natural Clay colour or engobed Autumblend (half) clour [DSI tile (pvt) ltd made] or equvelent on Imported timber frame work complete with 150 x 50mm ridges, 100 x 50 rafters @ 450 mm c/c, 150 x75 purlin,150x75 wall plate 50 x 25 reapers @ 262 mm (10 ¼ ") c/c (rate to include tiling , ridging (bedded in cement and sand mortar 1:5, as per manufacture specification) Truss Roof * minimum roof angle 25 ⁰ * & maximum purling span is 2400 mm rate to include applying two coats of wood preservative. - Single storied Building.	m ²	18,570.00
Ro-30a	Roof with "S" tile - Natural Clay colour or engobed Autumblend (half) clour [DSI tile (pvt) ltd made] or equvelent on Imported timber frame work complete with 150 x 50mm ridges, 100 x 50 rafters @ 450 mm c/c, 150 x75 purlin,150x75 wall plate 50 x 25 reapers @ 262 mm (10 ¼ ") c/c (rate to include tiling , ridging (bedded in cement and sand mortar 1:5, as per manufacture specification) Truss Roof * minimum roof angle 25 ⁰ * & maximum purling span is 2400 mm rate to include applying two coats of wood preservative.Two Storey.	m ²	19,127.00
Ro-31	Roof with "S" tile - Natural Clay colour or engobed Autumblend(half)clour [DSI tile (pvt) ltd made] equvelent on Imported timber frame work complete with 150 x 50mm ridges, 100 x 50 rafters @ 450 mm c/c, 150 x75 purlin,150x75 wall plate 50 x 25 reapers @ 262 mm (10 ¼ ") c/c (rate to include tiling , ridging (bedded in cement and sand mortar 1:5, as per manufacture specification) Truss Roof * minimum roof angle 25 ⁰ * & maximum purling span is 2400 mm rate to (Preservation of timber is achieved by Vacuum Pressure Impregnation of the timber with preservatives, using the latest technology Sush as CCB that are registered by register of pesticides for protection against wood destroying agents such as wood bores, fungi and termites (Execution according to the Manufacturers specifications)(BI Commodities & Logistics Pvt Ltd) certificate Should be submitted. Single Storey.	m ²	19,547.00


Roofer

Item Code	Description	Unit	Rate -LKR
Ro-31a	Roof with "S" tile - Natural Clay colour or engobed Autumblend(half)clour [DSI tile (pvt) ltd made] equvelent on Imported timber frame work complete with 150 x 50mm ridges, 100 x 50 rafters @ 450 mm c/c, 150 x75 purlin,150x75 wall plate 50 x 25 reapers @ 262 mm (10 ¼ ") c/c (rate to include tiling , ridging (bedded in cement and sand mortar 1:5, as per manufacture specification) Truss Roof * minimum roof angle 25 ⁰ * & maximum purling span is 2400 mm rate to (Preservation of timber is achieved by Vacuum Pressure Impregnation of the timber with preservatives, using the latest technology Sush as CCB that are registered by register of pesticides for protection against wood destroying agents such as wood bores, fungi and termites (Execution according to the Manufacturers specifications)(BI Commodities & Logistics Pvt Ltd) certificate Should be submitted - Two Storey.	m ²	20,110.00
Ro-32	Roof with "Roman" tile [DSI tile (pvt) ltd made] equvelent on Imported timber frame work complete with 150 x 50 mm ridges, 100 x 50 mm rafters @ 450 mm c/c, 150 x75 mm purlin, 50 x 25 mm reapers @ 255 mm c/c (rate to include tiling , ridging (bedded in cement and sand mortar 1:5, as per manufacture specification) (Truss span 8'-0 to 12'-0") * minimum roof angle 25 ⁰ & maximum purling span is 2400 mm* rate to include applying two coats of wood preservative - single storey	m ²	20,827.00
Ro-32a	Roof with "Roman" tile [DSI tile (pvt) ltd made] equvelent on Imported timber frame work complete with 150 x 50 mm ridges, 100 x 50 mm rafters @ 450 mm c/c, 150 x75 mm purlin, 50 x 25 mm reapers @ 255 mm c/c (rate to include tiling , ridging (bedded in cement and sand mortar 1:5, as per manufacture specification) (Truss span 8'-0 to 12'-0") * minimum roof angle 25 ⁰ & maximum purling span is 2400 mm* rate to include applying two coats of wood preservative - two storey building	m ²	21,452.00
Ro-33	2"X 1"(50 x 25mm) Imported timber Reapers supplied & fixed new or renewed with iron nails	m	576.00
Ro-34	2"X 1" (50 x 25 mm) Imported timber Reapers supplied	m	528.00
Ro-35	100 x 50 mm rafters Imported timber supplied & fixed new with iron nails	m	2,009.00
Ro-36	Supplying of 100 x 50mm rafters Imported timber	m	1,883.00
Ro-37	50 x 50 mm Beares Imported timber supplied & fixed new with iron nails	m	1,000.00
Ro-38	Suppling of 50 x 50 mm Beares - Imported timber	m	875.00
Ro-39	Timber fixing only - for Roof (Purlin/ Wall plate/ Ridge plate)	m ³	71,251.00
Ro-40	Supplying and fixing imported timber wall plates	m ³	623,520.00
Ro-41	Supplying of imported timber for wall plates	m ³	552,269.00
Ro-42	Supplying and fixing 8" x 4" (200 x 100 mm) imported timber	m ³	800,112.00
Ro-43	Supplying a 8" x 4" imported timber	m ³	728,861.00
Ro-44	100 x 50 mm rafters Class II timber "Grandls" supplied & fixed new with iron nails	m	1,428.00
Ro-45	100 x 50 mm rafters MATURED COCONUT RAFTERS supplied & fixed new with iron nails	m	638.00
Ro-46	Supplying Galvernize Lip 100 x 50 , 2 mm "C" Purling (G-400 / Z-275) & fixing to the roof truss (Metecno or equivalent) as per detailed drawing	m	2,996.00
Ro-46a	Supplying Galvernice Lip 100 x 50 , 2 mm "C" Purling(G-400 / Z-275) & fixing to the roof truss (Metecno or equivalent) as per detailed drawing - first floor	m	3,086.00

Item Code	Description	Unit	Rate -LKR
Ro-46b	Supplying Galvernice Lip 100 x 50 , 2 mm "C" Purling(G-400 / Z-275) & fixing to the roof truss (Metecno or equivalent) as per detailed drawing - second floor	m	3,146.00
Ro-46c	Supplying Galvernice Lip 100 x 50 , 2 mm "C" Purling(G-400 / Z-275) & fixing to the roof truss (Metecno or equivalent) as per detailed drawing - third floor	m	3,205.00
Ro-47	Supplying Galvernice Lip 150 x 65 x 14(2 mm) "C" Purling(G-400 / Z-275) & fixing to the roof truss (Metecno or equivalent) as per detailed drawing - ground floor	m	4,017.00
Ro-47a	Supplying Galvernice Lip 150 x 65 x 14(2 mm) "C" Purling(G-400 / Z-275) & fixing to the roof truss (Metecno or equivalent) as per detailed drawing - first floor	m	4,137.00
Ro-47b	Supplying Galvernice Lip 150 x 65 x 14(2 mm) "C" Purling(G-400 / Z-275) & fixing to the roof truss (Metecno or equivalent) as per detailed drawing - second floor	m	4,218.00
Ro-47c	Supplying Galvernice Lip 150 x 65 x 14(2 mm) "C" Purling(G-400 / Z-275) & fixing to the roof truss (Metecno or equivalent) as per detailed drawing - third floor	m	4,298.00
Ro-48	Supplying .47 mm thk AZ150 , 550Nmm ² strength Zn/Al clour bonded roofing sheet & fixing to existing "c" purling frame with No 12-14 x 50 mm fastners (roofing sheet metecno ,Bluescope lysaght).	m ²	5,673.00
Ro-49	Supplying .47 mm Zn/Al clour bonded roofing sheet(AZ150,550Nmm ² Strength) with heat insulation system (16 kg/m ³ , 50 mm thk glass wool blanket sheet with 03 way reinforced Double sided Al foil on 75 x 75 GI mesh- gage 17) & roofing sheet fixing to existing "c" purling frame with No 12-14 x 55 mm fastners , GI mesh fied with No 12-14 x 20 mm fastners (roofing sheet metecno, Bluescope lysaght)	m ²	7,217.00
Ro-50	Supplying .47 mm Zn/Al colour bonded roofing sheet(AZ150 , 550Nmm ² Strength) with heat insulation system (03 way reinforced Double sided Al foil on 75 x 75 GI mesh- gage 17) & roofing sheet fixing to existing "c" purling frame with No 12-14 x 55 mm fastners , GI mesh fied with No 12-14 x 20 mm or No 12-14 x 25 fastners (roofing sheet metecno , Bluescope ,lysaght)	m ²	6,334.00
Ro-51	Supplying .47 mm x 470 or 610 mm Zn/Al clour bonded (AZ150, 550Nmm ² Strength) Standed gabale capping (valance & barge) & fixing with Hex Head fastners No 12-14 x 20 mm @ 400 mm C/C	m ²	2,209.00
Ro-52	Suppling & Installation of cement double roman profile tiles of approved brand equivalent with approx. Size 333mm x 425mm (Timber structure cost not included)	m ²	3,415.00
Ro-53	Suppling calicut pattern flat tile class 1	Nr	116.00
Ro-54	Suppling calicut pattern ridge tile class 1	Nr	142.00

Prepared by : 

Approved by :

Checked by : Recommended By : 

Director of building
Southern Province
Eng. C. B. Abayadeera
Director (Engineering)
Southern Province Engineering Services Office
Fort - Galle

Rate Schedule for Construction & Repair Works - All
Second Half 2023 -Southern Province
Carpenter & Joiner

69

Item Code	Description	Unit	Rate -LKR
	Allowable minimum sizes of imported timber (as per available market) 50 x 25 mm - 47 x 25 mm 50 x 50 mm - 47 x 47 mm 100 x 50 mm - 96 x 48 mm 100 x 75 mm - 96 x 73 mm 125 x 75 mm - 121 x 71 mm 150 x 75 mm - 145 x 70 mm 150 x 50 mm - 145 x 47 mm 150 x 100 mm - 145 x 96 mm 200 x 100 mm - 194 x 94 mm Valance board, Barge boards		
Cp-01	8"x3/4" (200x20mm) barge, valance, fascia boards 3/4" (20mm) thick in class II local (Ginisapu) timber prepared by using multi purpose wood working machine, fixed complete with necessary new 2" Iron screws applying one coat of wood preservative, one coat of aluminium primer & two coats of enamel paint	m	1,823.00
Cp-02	8"x3/4" (200x20mm) barge, valance, fascia boards, 3/4" (20mm) thick in class II local (Ginisapu) timber prepared by using multi purpose wood working machine, fixed complete with necessary new 2" brass screws applying one coat of wood preservative, one coat of aluminium primer & two coats of enamel paint	m	1,848.00
Cp-03	10" x 3/4" barge, valance, fascia boards 3/4" thick in class II local (Ginisapu) timber prepared by using multi purpose wood working machine, fixed complete with necessary 2" Iron screws applying one coat of wood preservative, one coat of aluminium primer & two coats of enamel paint	m	2,218.00
Cp-04	10" x 3/4" barge, valance, fascia boards, 3/4" thick in class II local (Ginisapu) timber prepared by using multi purpose wood working machine, fixed complete with necessary new 2" Brass screws applying one coat of wood preservative, one coat of aluminium primer & two coats of enamel paint	m	2,243.00

Carpenter & Joiner

Item Code	Description	Unit	Rate -LKR
Ceiling work			
Cp-05	Ceiling , asbestos, flat, fixed with clout headed nails to (100 x50mm) joists @ 1200 mm c/c & (50 x 50 mm) bearers @ 600 mm c/c of Imported timber prepared by using multi purpose wood working machine, including 1 1/2" x 1/2" beading & 1 1/2 "x 1 1/2" moulding. Applying one coat of aluminium primer & two coat enamel paint to beading & moulding (class II timber). Applying one coat of wall pillar & two coats emulsion paint to sheets (Rate to include applying two coats of wood preservative to timber framework & use 1 1/2" Iron screws for moulding & Beading at 600mm c/c (8nr screw per one sheet)	m ²	7,601.00
Cp-06	Ceiling , asbestos, flat, fixed with clout headed nails to (100 x50mm) joists at 1200 mm c/c & (50 x 50 mm) bearers at 600 mm c/c of Imported timber prepared by using multi purpose wood working machine, including 1 1/2" x 1/2" beading & 1 1/2 "x 1 1/2" moulding. Applying one coat primer & two coat of enamel paint to beading & moulding (class II timber). Applying one coat of wall pillar & two coats emulsion paint to Sheets (Rate to include applying two coats wood preservative to timber framework & use 1 1/2" Brass screws for moulding & Beading at 600mm c/c (8nr screws per one sheet)	m ²	7,685.00
Cp-07	Ceiling , asbestos, flat, fixed with clout headed nails to (100 x50mm) joists @ 1200 mm c/c & (50 x 50 mm) bearers @ 600 mm c/c of Imported timber prepared by using multi purpose wood working machine, including 1 1/2" x 1/2" beading & 1 1/2 "x 1 1/2" moulding. Applying one coat primer & two coat enamel paint to beading & moulding (class II timber). Applying one coat of wall pillar & two coats of emulsion paint to sheets.(Rate to include Preservation of timber is achieved by Vacuum Pressure Impregnation of the timber with preservatives, using the latest technology Sush as CCB by BI Commodities & Logistics Pvt Ltd certificate for vacuum pressure of timber should be submitted for payment & use 1 1/2" Iron screws for moulding & Beading at 600mm c/c (8nr screw per one sheet)	m ²	7,591.00

Carpenter & Joiner

Item Code	Description	Unit	Rate -LKR
Cp-08	Ceiling , asbestos, flat, fixed with clout headed nails to (100 x50mm) joists @ 1200 mm c/c & (50 x 50 mm) bearers @ 600 mm c/c of Imported timber prepared by using multi purpose wood working machine, including 1 1/2" x 1/2" beading & 1 1/2" x 1 1/2" cover fillet. Applying one coat primer & two coat enamel paint to beading & moulding (class II timber). Applying one coat of wall pillar & two coats of emulsion paint to sheets (Rate to include Preservation of timber is achieved by Vacuum Pressure Impregnation of the timber with preservatives, using the latest technology Sush as CCB by BI Commodities & Logistics Pvt Ltd certificate for vacuum pressure of timber should be submitted for payment & use 1 1/2" Brass screws for moulding & Beading at 600mm c/c (8nr per one sheet)	m ²	7,706.00
Eave ceiling			
Cp-09	Asbestos eaves Ceiling , fixed with iron nails to 50 x 50mm joists at 600 mm c/c & 50 x 50 mm bearers at 600mm c/c of Imported timber prepared by using multi purpose wood working machine, Rate to include 1 1/2" x 1/2" beading , 1 1/2" x 1 1/2" moulding. Applying one coat of wall filler & two coats emulsion paint to Ceiling Sheet. One coat aluminium primer, two coat enamel paint to beading & moulding & two coats of wood preservative for timber frame. use 1 1/2" iron screws for moulding & Beading at 600mm c/c (8nr screw per one sheet)	m ²	8,204.00
Cp-10	Asbestos eaves Ceiling , fixed with iron nails to 50 x 50mm joists at 600 mm c/c & 50 x 50 mm bearers at 600mm c/c of Imported timber prepared by using multi purpose wood working machine, Rate to include 1 1/2" x 1/2" beading , 1 1/2" x 1 1/2" moulding. Applying one coat of wall filler & two coats emulsion paint to Ceiling Sheet. One coat aluminium primer, two coat enamel paint to beading & moulding & two coats of wood preservative for timber frame. use 1 1/2" brass screws for moulding & Beading at 600mm c/c (8nr screw per one sheet)	m ²	7,483.00
Cp-11	Asbestos eaves Ceiling , flat, fixed with iron nails to 50 x 50 mm joists @ 600 mm C/C & 50x 50mm bearers of Imported timber prepared by using multi purpose wood working machine. Rate to including 1 1/2" x 1/2" beading & 1 1/2" x 1 1/2" moulding. Applying one coat of wall filler & two coats of emulsion paint to ceiling sheet. One coat of aluminium primer, two coats of enamel paint to beading & moulding (Preservation of timber is achieved by Vacuum Pressure Impregnation of the timber with preservatives, Sush as CCB that are registered by register of pesticides for protection against wood destroying agents such as wood bores, fungi and termites (Execution according to the Manufacturers specifications) BI Commodities & Logistics Pvt Ltd. certificate for vacuum pressure of timber should be submitted for payment. 1 1/2" iron screws for moulding & Beading at 600mm c/c (8nr screw per one sheet)	m ²	8,644.00

Carpenter & Joiner

Item Code	Description	Unit	Rate -LKR
Cp-12	Asbestos eaves Ceiling , flat, fixed with iron nails to 50 x 50 mm joists @ 600 mm C/C & 50x 50mm bearers of Imported timber prepared by using multi purpose wood working machine.Rate to including 1 1/2" x1/2" beading & 1 1/2"x1 1/2" moulding. Applying one coat of wall fillar & two coats of emulsion paint to ceiling sheet.One coat of aluminium primer, two coats of enamel paint to beading & moulding(Preservation of timber is achieved by Vacuum Pressure Impregnation of the timber with preservatives, such as CCB that are registered by register of pesticides for protection against wood destroying agents such as wood bores, fungi and termites (Execution according to the Manufacturers specifications) BI Commodities & Logistics Pvt Ltd. certificate for vacuum pressure of timber should be submitted for payment.1 1/2" brass screws for moulding & Beading at 600mm c/c (8nr screw per one sheet)	m ²	12,319.00
Lunumidella ceiling			
Cp-13	Supplying & Fixing 100x50 mm imported timber joist at 600mm c/c, 150mm x 15 to 18mm thick tongue & groove "Lunumedella" ceiling planks, fixed horizontal on imported timber joist with 1 1/2" iron nails.Rate to include using multi purpose wood working machine for preparing timber & applying 2 coats of wood preservatives to timber frame & both sides of the ceiling planks.	m ²	7,922.00
Cp-14	Supplying & Fixing 100x50 mm imported timber joist at 600mm c/c & fixing available 150x 15 to 18mm thick "Lunumedella" ceiling planks horizontally on joist with 1 1/2" iron nails..Rate to include using multi purpose wood working machine for preparing timber & applying 2 coats of wood preservatives to timber frame & both sides of the ceiling flanks.(for minor repairs only)	m ²	8,692.00
Cp-15	Fixing available 100x50mm imported timber joist at 600mm c/c & available 150 x 15 to 18mm thick tongue & groove "Lunumedella" ceiling planks, fixing horizontal with new 1 1/2" iron nails.Rate to include using multi purpose wood working machine for preparing timber & applying 2 coats of wood preservatives to timber frame & both sides of the ceiling flanks.	m ²	2,519.00
Cp-16	Ceiling, Lunmidella 150 x 15 to 18mm thick planed, lapped and nailed to existing frame or underside of rafters, above 1 square (Fillets paid for separately)Rate to include applying 2 coats of wood preservatives to timber frame & both sides of the ceiling planks.	m ²	4,241.00

Carpenter & Joiner

tem Cod	Description	Unit	Rate -LKR
Cp-17	Ceiling lunumidella 6"x3/4" planks tongue & groove to frame work consists of 100 x50 mm joist in Imported timber. (Rate to include Preservation of timber is achieved by Vacuum Pressure Impregnation of the timber with preservatives, Sush as CCB that are registered by register of pesticides for protection against wood destroying agents such as wood bores, fungi and termites (Execution according to the Manufacturers specifications)(Finlay Rentokil Ceylon (Pvt) Limited) certificate for vacuum pressure of timber should be submitted for payment.	m ²	8,136.00
Doors -Ledge & braced doors			
Cp-18	Ledged, braced and battened door with 100x75mm Imported timber frame fixed with mortice & tenon jionts.Ginisapu timber class 11 sash 20mm thick (finished size) with 75mm to 100mm wide batten shall be planed smooth and fixed each other with rebated (rebated at least 12mm) joints.25mm Thick ledges & braces fixed to the inside faces of battens with 1 1/2" iron screws (20nr screws for each ledge, 14nr screws for each brace). Ledge shall be 175mm wide & brace 125mm wide unless otherwise specified in Ginisapu timber, complete with 6" brass barrel bolt inside, 6" stainless steel door barrel bolt with padlock clasp out side, 1" padlock & T hinges 75x150mm (frame 2'-6"x 6'-6", sash 2'-1/2"x 6'-31/2"	m ²	29,777.00
Cp-19	Door or window ledge,braced & battened sash only in Ginisapu timber class 11 sash 20mm thick (finished size) with 75mm to 100mm wide batten shall be planed smooth and fixed each other with rebated (rebated at least 12mm) joints.25mm Thick ledges & braces fixed to the inside faces of battens with 1 1/2" iron screws (20nr screws for each ledge, 14nr screws for each brace). Ledge shall be 175mm wide & brace 125mm wide unless otherwise specified in Ginisapu timber, complete with 6" brass barrel bolt inside, 6" stainless steel door barrel bolt with padlock clasp out side,2" padlock & 75x150mm T hinges (sash 2'-1/2"x 6'-21/2")Draw No/SPES/Rate23/Cp-18	m ²	21,960.00
Cp-20	100x75mm Imported timber frame for ledge & brace door fixed with mortice & tenon joints.Rate to include fixing in position.Draw No/SPES/Rate23/Cp-18	m ²	14,479.00
Pannelled doors			
Cp-21	Doors panelled with 4"x3" frames and 1 1/8" - 1 1/4" (28-26mm) sashes in Jack timber fixed complete with new furniture (3 nrs 5"x3" Butt hinges, 01 nr 12" skelton bolt,01 nr 6" barrel bolt, Union Mortice lock(2 years warrenty)(3' - 3" x 7' -'0" (990x2133mm)size)- Single hung door..As per detailed drawing Draw No/SPES/Rates23/Cp-21	m ²	42,769.00
Cp-22	Doors panelled with 4"x3" frames and 1 1/8" - 1 1/4" sashes in Jack timber fixed complete with new furniture (3 nrs 5"x3" Butt hinges, 01 nr 12" skelton bolt,01 nr 6" barrel bolt, Union Mortice lock...etc) Rate to include one coat of primer & two coats of enamel paint. - Single hung door. Draw No/SPES/Rates23/Cp-21	m ²	46,639.00

Carpenter & Joiner

Item Code	Description	Unit	Rate -LKR
Cp-23	Doors panelled with 4"x3" frames and 1 1/8" - 1 1/4" sashes in Jack timber fixed complete with new furniture (3 nrs 5"x3" Butt hinges, 01 nr 12" skelton bolt, 01 nr 6" barrel bolt, Union Mortice lock...etc) Rate to include prepare and painting new woodwork, with two coats of water base protective exterior wood stain and two coats of exterior top coat clear(30% or 60% Gloss) after preparing surface (Nipolac, Master paint, Jkem, Dulux). (3' - 3" x 7' - 0" size)- Single hung door. Draw No/SPES/Rates23/Cp-21	m ²	48,058.00
Cp-24	Doors panelled with 4"x3" frames and 1 1/8" - 1 1/4" sashes in Jack timber fixed complete with new furniture (3 nrs 5"x3" Butt hinges, 01 nr 12" skelton bolt, 01 nr 6" barrel bolt, Union Mortice lock...etc) Rate to include prepare and painting new woodwork, with two coats of water base protective exterior hydro plus preservative wood stain and two coats of hydro plus preservative exterior top coat clear(30% or 60% Gloss) after preparing surface (Sayerlack or equivalent) (3' - 3" x 7' - 0" size)- Single hung door. Draw No/SPES/Rates23/Cp-21	m ²	48,514.00
Cp-25	Door frame preparing 100x75mm jak timber supplied & fixed in position.(3'-3"x7'-0") Draw No/SPES/Rates23/Cp-21	m ²	13,251.00
Cp-26	Doors 1 1/8" - 1 1/4" thick panelled sash only Jack timber fixed complete with new furniture including "Union mortise" door lock with five year warranty ,5" x3" brass hinges, Brass skeleton bolts 12", Brass barrel bolts 6" excluding painting(1/ 862x2035mm) Draw No/SPES/Rates23/Cp-21	m ²	36,260.00
Cp-27	Door 1 1/8" - 1 1/4" thick panelled sash only Jack timber fixed complete with new furniture including 5" x3" brass hinges, Brass skeleton bolts 12", Brass barrel bolts 6" ,With out mortise Lock & excluding painting. Draw No/SPES/Rates23/Cp-21	m ²	31,679.00
Cp-28	Doors 1 1/8" - 1 1/4" thick fully panelled sash only Jack timber fixed complete with new furniture including "Union mortise" door lock with five year warranty ,5" x3" brass hinges, Brass skeleton bolts 10", Brass barrel bolts 6" fixed complete with brass fittings.(same as Cp-24) & apply one coat of primer and two coats of enamel paint. Draw No/SPES/Rates23/Cp-21	m ²	40,130.00
Cp-29	Doors 1 1/8" - 1 1/4" thick fully panelled sash only Jack timber fixed complete with new furniture including "Union mortise" door lock with five year warranty ,4" x3" brass hinges, Brass skeleton bolts 10", Brass barrel bolts 6" fixed complete with brass fittings & with two coats of water base protective exterior wood stain and two coats of exterior top coat clear(30% or 60% Gloss) after preparing surface (Nipolac, Master paint, Jkem, Dulux) one coat of primer & two coats of enamel paint. Draw No/SPES/Rates23/Cp-21	m ²	41,549.00

Carpenter & Joiner

tem Cod	Description	Unit	Rate -LKR
Cp-30	Doors 1 1/8" - 1 1/4" thick fully panelled sash only Jack timber fixed complete with new furniture including "Union mortise" door lock with five year warranty, 4" x3" brass hinges, Brass skeleton bolts 10", Brass barrel bolts 6" fixed complete with brass fittings. Rate to include prepare and painting new woodwork, with two coats of water base protective exterior hydro plus preservative wood stain and two coats of hydro plus preservative exterior top coat clear(30% or 60% Gloss) after preparing surface (Sayerlack or equivalent). Draw No/SPES/Rates23/Cp-21	m ²	42,006.00
Cp-31	2'-6" x 6'-9" - 1 1/4" thick plywood marine sash single (ordinary finish) hung on prepared 4"x3" jak timber frame and complete with brass furniture. (3 nrs 4" x3" Butt hinges, 01 nr 12" skelton bolt, 01 nr 6" barrel bolt, Union Mortice lock...etc)	m ²	24,544.00
Pannelled door with louvered on top			
Cp-32	Doors panelled with 4"x3" frames and 1 1/8" - 1 1/4" (28-26mm) thick sashes (862x2.035mm) and 20mm thk: 115mm wide 4 nr timber louvered on top, in Jack timber fixed complete with new furniture (3 nrs 5"x3" Butt hinges, 01 nr 12" skelton bolt, 01 nr 6" barrel bolt, Union Mortice lock(2 years warrenty)(3' - 3" x 7' - 0" (990x2500mm) size)- Single hung door.. Draw No/SPES/Rates23/Cp-32	m ²	40,913.00
Cp-33	Doors panelled with 4"x3" frames and 1 1/8" - 1 1/4" (28-26mm) thick sashes (862x2.035mm) and 20mm thk: 115mm wide 4 nr timber louvered on top, in Jack timber fixed complete with new furniture (3 nrs 5"x3" Butt hinges, 01 nr 12" skelton bolt, 01 nr 6" barrel bolt, Union Mortice lock(2 years warrenty) Rate to include one coat of primer & two coats of enamel paint. - Single hung door. (990x2500mm)- Single hung door.. Draw No/SPES/Rates23/Cp-32	m ²	45,069.00
Cp-34	Doors panelled with 4"x3" frames and 1 1/8" - 1 1/4" (28-26mm) thick sashes (862x2.035mm) and 20mm thk: 115mm wide 4 nr timber louvered on top, in Jack timber fixed complete with new furniture (3 nrs 5"x3" Butt hinges, 01 nr 12" skelton bolt, 01 nr 6" barrel bolt, Union Mortice lock(2 years warrenty) Rate to include two coats of water base protective exterior wood stain and two coats of exterior top coat clear(30% or 60% Gloss) after preparing surface (Nipolac, Master paint, Jkem, Dulux)(990x2500mm)- Single hung door.. As per detailed drawing SPES/Rates23/Cp-32	m ²	46,593.00

Carpenter & Joiner

tem Cod	Description	Unit	Rate -LKR
Cp-35	Doors panelled with 4"x3" frames and 1 1/8" - 1 1/4" (28-26mm) thick sashes (862x2.035mm) and 20mm thk: 115mm wide 4 nr timber louvered on top, in Jack timber fixed complete with new furniture (3 nrs 5"x3" Butt hinges, 01 nr 12" skelton bolt, 01 nr 6" barrel bolt, Union Mortice lock (2 years warrenty) Rate to include two coats of water base protective exterior hydro plus preservative wood stain and two coats of hydro plus preservative exterior top coat clear (30% or 60% Gloss) after preparing surface (Sayerlack or equivalent). (990x2500mm)- Single hung door..As per detailed drawing SPES/Rates23/Cp-32	m ²	47,083.00
Double hung pannelled doors			
Cp-36	Double hunge panelled Doors with 100x75mm frame and 1 1/8" - 1 1/4" (28-26mm) thk. door sashes (2 / 546 x2035mm) ,(Jack timber) fixed complete with new furniture (6 nrs 5"x3" Butt hinges, 01 nr 12" skelton bolt, 01 nr 6" barrel bolt, Double Hunge Union Mortice lock...etc) (all complete (Door frame 1200x2100mm size)- Double hung door. Draw No/SPES/Rates23/Cp-36	m ²	48,140.00
Cp-37	Double hunge panelled Doors with 100x75mm frame and 1 1/8" - 1 1/4" (28-26mm) thk. door sashes (2 / 546 x2035mm) ,(Jack timber) fixed complete with new furniture (6 nrs 5"x3" Butt hinges, 01 nr 12" skelton bolt, 01 nr 6" barrel bolt, Double Hunge Union Mortice lock...etc) (all complete (Door frame 1200x2100mm size)- Double hung door. Rate to include one coat of primer & two coats of enemal paint. Draw No/SPES/Rates23/Cp-34	m ²	52,582.00
Cp-38	Double hunge panelled Doors with 100x75mm frame and 1 1/8" - 1 1/4" (28-26mm) thk. door sashes (2 / 546 x2035mm) ,(Jack timber) fixed complete with new furniture (6 nrs 5"x3" Butt hinges, 01 nr 12" skelton bolt, 01 nr 6" barrel bolt, Double Hunge Union Mortice lock...etc) (all complete (Door frame 1200x2100mm size)- Double hung door. Rate to include two coats of water base protective exterior wood stain and two coats of exterior top coat clear (30% or 60% Gloss) after preparing surface (Nipolac, Master paint, Jkem, Dulux) Draw No/SPES/Rates23/Cp-34	m ²	52,210.00
Cp-39	Double hunge panelled Doors with 100x75mm frame and 1 1/8" - 1 1/4" (28-26mm) thk. door sashes (2 / 546 x2035mm) ,(Jack timber) fixed complete with new furniture (6 nrs 5"x3" Butt hinges, 01 nr 12" skelton bolt, 01 nr 6" barrel bolt, Double Hunge Union Mortice lock...etc) (all complete (Door frame 1200x2100mm size)- Double hung door. Rate to include two coats of water base protective exterior hydro plus preservative wood stain and two coats of hydro plus preservative exterior top coat clear (30% or 60% Gloss) after preparing surface (Sayerlack or equivalent) Draw No/SPES/Rates23/Cp-34	m ²	54,734.00

Carpenter & Joiner

Item Code	Description	Unit	Rate -LKR
Pannelled door with louvered on top			
Cp-40	Double hunge panelled Doors with 100x75mm frame and 1 1/8" - 1 1/4" (28-26mm) thk. door sashes(2 / 706 x2050mm) and 20mm thk: 115mm wide 4 nr timber louvered on top,(Jack timber) fixed complete with new furniture (6 nrs 5"x3" Butt hinges, 01 nr 12" skelton bolt,01 nr 6" barrel bolt, Double Hunge Union Mortice lock(2 year warranty) (all complete (Door frame 1524x2500mm size)- Double hung door.Draw No/SPES/Rates23/Cp-40	m ²	40,132.00
Cp-41	Double hunge panelled Doors with 100x75mm frame and 1 1/8" - 1 1/4" (28-26mm) thk. door sashes(2 / 706 x2050mm) and 20mm thk: 115mm wide 4 nr timber louvered on top,(Jack timber) fixed complete with new furniture (6 nrs 5"x3" Butt hinges, 01 nr 12" skelton bolt,01 nr 6" barrel bolt, Double Hunge Union Mortice lock...etc) (all complete (Door frame 1524x2500mm size)- Double hung door. Rate to including one coat of primer & two coats of enemal paint.Draw No/SPES/Rates23/Cp-40	m ²	44,314.00
Cp-42	Double hunge panelled Doors with 100x75mm frame and 1 1/8" - 1 1/4" (28-26mm) thk. door sashes(2 / 706 x2050mm) and 20mm thk: 115mm wide 4 nr timber louvered on top,(Jack timber) fixed complete with new furniture (6 nrs 5"x3" Butt hinges, 01 nr 12" skelton bolt,01 nr 6" barrel bolt, Double Hunge Union Mortice lock...etc) (all complete (Door frame 1524x2500mm size)- Double hung door. Rate to include two coats of water base protective exterior wood stain and two coats of exterior top coat clear(30% or 60% Gloss) after preparing surface (Nipolac, Master paint,Jkem, Dulux)Draw No/SPES/Rates23/Cp-40	m ²	45,847.00
Cp-43	Double hunge panelled Doors with 100x75mm frame and 1 1/8" - 1 1/4" (28-26mm) thk. door sashes(2 / 706 x2050mm) and 20mm thk: 115mm wide 4 nr timber louvered on top,(Jack timber) fixed complete with new furniture (6 nrs 5"x3" Butt hinges, 01 nr 12" skelton bolt,01 nr 6" barrel bolt, Double Hunge Union Mortice lock...etc) (all complete (Door frame 1524x2500mm size)- Double hung door. Rate to include two coats of water base protective exterior hydro plus preservative wood stain and two coats of hydro plus preservative exterior top coat clear(30% or 60% Gloss) after preparing surface (Sayerlack or equivalent) Draw No/SPES/Rates23/Cp-40	m ²	46,341.00
Windows Panelled			
Cp-44	Window fully Pannelled 2100x 1200mm overall with "Jack timber" 100x75mm frame comprising,2 nr 94 x 69mm mullions,3 nr openable panelled sash (25mm thk),including 1 3/4" to 1 1/2" window ring, 10"casement stay, casement fastener, 4"x2" butt hinges.excluding painting(approved quality brass fittings)Draw No/SPES/Rates23/Cp-44	m ²	49,202.00

Carpenter & Joiner

tem Cod	Description	Unit	Rate -LKR
Cp-45	Window fully Panneld 2100x 1200mm overall with "Jack timber" 100x75mm frame comprising,2nr 94 x 69mm mullions,3 nr open able sash (25mm thk), 3 mm thk clear glass including 13/4" to 11/2" window ring, 10"casement stay, casement fastener, 4"x2" butt hinges...etc. Rate to Include one coat of primer & two coats of enemal paint(approved quality brass fittings)Draw No/SPES/Rates23/Cp-44	m ²	53,643.00
Cp-46	Window fully Panneld 2100x 1200mm overall with "Jack timber" 100x75mm frame comprising,2nr 94 x 69mm mullions,3 nr open able sash (25mm thk), 3 mm thk clear glass including 13/4" to 11/2" window ring, 10"casement stay, casement fastener, 4"x2" butt hinges...etc.Rate to include two coats of water base protective exterior wood stain and two coats of exterior top coat clear(30% or 60% Gloss) after preparing surface (Nipolac, Master paint,Jkem, Dulux)(approved quality brass fittings)Draw No/SPES/Rates23/Cp-44	m ²	55,271.00
Cp-47	Window fully Panneld 2100x 1200mm overall with "Jack timber" 100x75mm frame comprising,2nr 94 x 69mm mullions,3 nr open able sash (25mm thk), 3 mm thk clear glass including 13/4" to 11/2" window ring, 10"casement stay, casement fastener, 4"x2" butt hinges...etc).Rate to include two coats of water base protective exterior hydro plus preservative wood stain and two coats of hydro plus preservative exterior top coat clear(30% or 60% Gloss) after preparing surface (Sayerlack or equivalent) (approved quality brass fittings)Draw No/SPES/Rates23/Cp-44	m ²	55,795.00
Cp-48	Window fully Panneld 1425 x 1200mm overall with "Jack timber" 100x75mm frame comprising,1nr 94 x 69mm mullions,2 nr open able sash (25mm thk), 3 mm thk clear glass including 13/4" to 11/2" window ring, 10"casement stay, casement fastener, 4"x2" butt hinges...etc excluding painting(approved quality brass fittings)Draw No/SPES/Rates23/Cp-48	m ²	49,289.00
Cp-49	Window fully Panneld 1425 x 1200mm overall with "Jack timber" 100x75mm frame comprising,1nr 94 x 69mm mullions,2 nr open able sash (25mm thk), 3 mm thk clear glass including 13/4" to 11/2" window ring, 10"casement stay, casement fastener, 4"x2" butt hinges...etc Rate to include apply one coat of primer and two coats of enamel paint. (3 / 622x1072mm) (approved quality brass fittings)Draw No/SPES/Rates23/Cp-48	m ²	53,158.00

Carpenter & Joiner

tem Cod	Description	Unit	Rate -LKR
Cp-50	Window fully Panned 1425 x 1200mm overall with "Jack timber" 100x75mm frame comprising, 1nr 94 x 69mm mullions, 2 nr open able sash (25mm thk), 3 mm thk clear glass including 13/4" to 1 1/2" window ring, 10" casement stay, casement fastener, 4"x2" butt hinges...etc. Rate to include two coats of water base protective exterior wood stain and two coats of exterior top coat clear(30% or 60% Gloss) after preparing surface (Nipolac, Master paint, Jkem, Dulux)(3 / 622x1072mm) (approved quality brass fittings) Draw No/SPES/Rates23/Cp-48	m ²	54,577.00
Cp-51	Window fully Panned 1425 x 1200mm overall with "Jack timber" 100x75mm frame comprising, 1nr 94 x 69mm mullions, 2 nr open able sash (25mm thk), 3 mm thk clear glass including 13/4" to 1 1/2" window ring, 10" casement stay, casement fastener, 4"x2" butt hinges...etc. Rate to include two coats of water base protective exterior hydro plus preservative wood stain and two coats of hydro plus preservative exterior top coat clear(30% or 60% Gloss) after preparing surface (Sayerlack or equivalent) (approved quality brass fittings) Draw No/SPES/Rates23/Cp-48	m ²	55,033.00
Cp-52	1" - 1 1/8" thick fully panelled window sashes (25mm thk) only (Jack timber) fixed complete with brass fittings.(Including casement fastener, brass ring, 6" butt hinge...etc) excluding painting. (approved quality brass fittings) Draw No/SPES/Rates23/Cp-48	m ²	36,056.00
Cp-53	1" - 1 1/8" thick fully panelled window sashes (25mm thk) only (Jack timber) fixed complete with brass fittings.(Including casement fastener, brass ring, 6" butt hinge...etc) Rate to include apply one coat of primer and two coats of enamel paint. (3 / 622x1072mm) (approved quality brass fittings) Draw No/SPES/Rates23/Cp-48	m ²	39,926.00
Cp-54	1" - 1 1/8" thick fully panelled window sashes (25mm thk) only (Jack timber) fixed complete with brass fittings.(Including casement fastener, brass ring, 6" butt hinge...etc) Rate to include two coats of water base protective exterior wood stain and two coats of exterior top coat clear(30% or 60% Gloss) after preparing surface (Nipolac, Master paint, Jkem, Dulux)(3 / 622x1072mm) (approved quality brass fittings) Draw No/SPES/Rates23/Cp-48	m ²	41,344.00
Cp-55	1" - 1 1/8" thick fully panelled window sashes (25mm thk) only (Jack timber) fixed complete with brass fittings.(Including casement fastener, brass ring, 6" butt hinge...etc) Rate to include two coats of water base protective exterior hydro plus preservative wood stain and two coats of hydro plus preservative exterior top coat clear(30% or 60% Gloss) after preparing surface (Sayerlack or equivalent) (3 / 622x1072mm) (approved quality brass fittings) Draw No/SPES/Rates23/Cp-48	m ²	41,801.00

Carpenter & Joiner

Item Code	Description	Unit	Rate -LKR
Glazed Windows			
Cp-56	Window glazed 2100 x 1200mm overall with "Jack timber" 100x75mm frame comprising,2nr 94 x 69mm mullions,3 nr openable sash (25mm thk), 3 mm thk clear glass including 13/4" to 11/2" window ring, 10"casement stay, casement fastener, 4"x2" butt hinges...etc excluding painting(approved quality brass fittings)Draw No/SPES/Rates23/Cp-56	m ²	53,401.00
Cp-57	Window glazed 2100x 1200mm overall with "Jack timber" 100x75mm frame comprising,2nr 94 x 69mm mullions,3 nr openable sash (25mm thk), 3 mm thk clear glass including 13/4" to 11/2" window ring, 10"casement stay, casement fastener, 4"x2" butt hinges...etc .Rate to Include one coat of primer & two coats of enamel paint(approved quality brass fittings)Draw No/SPES/Rates23/Cp-56	m ²	56,162.00
Cp-58	Window glazed 2100x 1200mm overall with "Jack timber" 100x75mm frame comprising,2nr 94 x 69mm mullions,3 nr openable sash (25mm thk), 3 mm thk clear glass including 13/4" to 11/2" window ring, 10"casement stay, casement fastener, 4"x2" butt hinges...etc .Rate to Include two coats of water base protective exterior wood stain and two coats of exterior top coat clear(30% or 60% Gloss) after preparing surface (Nipolac, Master paint,Jkem, Dulux)(approved quality brass fittings)Draw No/SPES/Rates23/Cp-56	m ²	57,174.00
Cp-59	Window glazed frame 2100x 1200mm overall with "Jack timber" 100x75mm frame comprising,2nr 94 x 69mm mullions,3 nr openable sash (25mm thk), 3 mm thk clear glass including 13/4" to 11/2" window ring, 10"casement stay, casement fastener, 4"x2" butt hinges...etc .Rate to Include two coats of water base protective exterior hydro plus preservative wood stain and two coats of hydro plus preservative exterior top coat clear(30% or 60% Gloss) after preparing surface (Sayerlack or equivalent) (approved quality brass fittings)Draw No/SPES/Rates23/Cp-56	m ²	57,499.00
Cp-60	Window glazed 1425 x 1200mm overall with "Jack timber" 100x75mm frame comprising,2nr 94 x 69mm mullions,3 nr openable sash (25mm thk), 3 mm thk clear glass including 13/4" to 11/2" window ring, 10"casement stay, casement fastener, 4"x2" butt hinges...etc excluding painting(approved quality brass fittings)Draw No/SPES/Rates23/Cp-60	m ²	42,649.00
Cp-61	Window glazed 1425 x 1200mm overall with "Jack timber" 100x75mm frame comprising,2nr 94 x 69mm mullions,3 nr openable sash (25mm thk), 3 mm thk clear glass including 13/4" to 11/2" window ring, 10"casement stay, casement fastener, 4"x2" butt hinges...etc. Rate to Include one coat of primer & two coats of enamel paint(approved quality brass fittings)Draw No/SPES/Rates23/Cp-60	m ²	44,798.00

Carpenter & Joiner

tem Cod	Description	Unit	Rate -LKR
Cp-62	Window glazed 1425 x 1200mm overall with "Jack timber" 100x75mm frame comprising,2nr 94 x 69mm mullions,3 nr openable sash (25mm thk), 3 mm thk clear glass including 13/4" to 11/2" window ring, 10"casement stay, casement fastener, 4"x2" butt hinges... etc. Rate to Include two coats of water base protective exterior wood stain & two coats of exterior top coat clear(30% or 60% Gloss) after preparing surface (Nipolac, Master paint, Jkem, Dulux)(approved quality brass fittings)Draw No/SPES/Rates23/Cp-60	m ²	45,554.00
Cp-63	Window glazed 1425 x 1200mm overall with "Jack timber" 100x75mm frame comprising,2nr 94 x 69mm mullions,3 nr openable sash (25mm thk), 3mm thk clear glass including 13/4" to 11/2" window ring, 10"casement stay, casement fastener, 4"x2" butt hinges... etc. Rate to Include two coats of water base protective exterior hydro plus preservative wood stain and two coats of hydro plus preservative exterior top coat clear(30% or 60% Gloss) after preparing surface (Sayerlack or equivalent) (approved quality brass fittings)Draw No/SPES/Rates23/Cp-60	m ²	45,840.00
Cp-64	Glazed or pannelled window frame 2100x 1200mm overall with "Jack timber" 100x75mm frame comprising,2nr 94 x 69mm mullions.Draw No/SPES/Rates23/Cp-56	m ²	20,765.00
Cp-65	Glazed or pannelled window frame 1425x 1200mm overall with "Jack timber" 100x75mm frame comprising,2nr 94 x 69mm mullions.Draw No/SPES/Rates23/Cp-60	m ²	21,878.00
Cp-66	Glazed window sash -3 nr Open able sash (25mm thk), 3 mm thk clear glass including 13/4" to 11/2" window ring, 10"casement stay, casement fastener, 4"x2" butt hinges...etc excluding painting. (3 / 622x 1072mm)(approved quality brass fittings)Draw No/SPES/Rates23/Cp-56	m ²	26,720.00
Cp-67	Window glazed 2100 x 1981mm overall with "Jack timber" 100x75mm frame comprising,2nr 94 x 69mm mullions,3 nr openable sash (25mm thk), 3 mm thk clear glass & 20mm thk: 115mm wide 4 nr timber louvered on top,(Jack timber) including 13/4" to 1 1/2" window ring, 10"casement stay, casement fastener, 4"x2" butt hinges...etc excluding painting(approved quality brass fittings)Draw No/SPES/Rates23/Cp-67	m ²	37,507.00
Cp-68	Window glazed 2100x 1981mm overall with "Jack timber" 100x75mm frame comprising,2nr 94 x 69mm mullions,3 nr openable sash (25mm thk), 3 mm thk clear glass & 20mm thk: 115mm wide 4 nr timber louvered on top,(Jack timber) including 13/4" to 11/2" window ring, 10"casement stay, casement fastener, 4"x2" butt hinges...etc..Rate to Include one coat of primer & two coats of enemal paint(approved quality brass fittings)SPES/Rates23/Cp-67	m ²	40,419.00

Carpenter & Joiner

Item Code	Description	Unit	Rate -LKR
Cp-69	Window glazed 2100x 1981mm overall with "Jack timber" 100x75mm frame comprising,2nr 94 x 69mm mullions,3 nr openable sash (25mm thk), 3 mm thk clear glass & 20mm thk: 115mm wide 4 nr timber louvered on top,(Jack timber) including 13/4" to 11/2" window ring, 10"casement stay, casement fastener, 4"x2" butt hinges...etc..Rate to Include Rate to Include two coats of water base protective exterior wood stain and two coats of exterior top coat clear(30% or 60% Gloss) after preparing surface (Nipolac, Master paint,Jkem, Dulux)(approved quality brass fittings)Draw No/SPES/Rates23/Cp-67	m ²	41,487.00
Cp-70	Window glazed 2100x 1981mm overall with "Jack timber" 100x75mm frame comprising,2nr 94 x 69mm mullions,3 nr openable sash (25mm thk), 3 mm thk clear glass & 20mm thk: 115mm wide 4 nr timber louvered on top,(Jack timber) including 13/4" to 11/2" window ring, 10"casement stay, casement fastener, 4"x2" butt hinges...etc..Rate to Include Rate to Include two coats of water base protective exterior hydro plus preservative wood stain and two coats of hydro plus preservative exterior top coat clear(30% or 60% Gloss) after preparing surface (Sayerlack or equivalent) (approved quality brass fittings)Draw No/SPES/Rates23/Cp-67	m ²	41,831.00
Cp-71	Window glazed 2100x 1575mm overall with "Jack timber" 100x75mm frame comprising,2nr 94 x 69mm mullions,3 nr openable sash (25mm thk), 3 mm thk clear glass & 20mm thk: 115mm wide 4 nr timber louvered on top,(Jack timber) including 13/4" to 11/2" window ring, 10"casement stay, casement fastener, 4"x2" butt hinges...etc excluding painting(approved quality brass fittings)Draw No/SPES/Rates23/Cp-71	m ²	41,097.00
Cp-72	Window glazed 2100x 1575mm overall with "Jack timber" 100x75mm frame comprising,2nr 94 x 69mm mullions,3 nr openable sash (25mm thk), 3 mm thk clear glass & 20mm thk: 115mm wide 4 nr timber louvered on top,(Jack timber) including 13/4" to 11/2" window ring, 10"casement stay, casement fastener, 4"x2" butt hinges...etc..Rate to Include one coat of primer & two coats of enamel paint(approved quality brass fittings)Draw No/SPES/Rates23/Cp-71	m ²	44,718.00
Cp-73	Window glazed 2100x 1575mm overall with "Jack timber" 100x75mm frame comprising,2nr 94 x 69mm mullions,3 nr openable sash (25mm thk), 3 mm thk clear glass & 20mm thk: 115mm wide 4 nr timber louvered on top,(Jack timber) including 13/4" to 11/2" window ring, 10"casement stay, casement fastener, 4"x2" butt hinges...etc..Rate to Include Rate to Include two coats of water base protective exterior wood stain and two coats of exterior top coat clear(30% or 60% Gloss) after preparing surface (Nipolac, Master paint,Jkem, Dulux)(approved quality brass fittings)Draw No/SPES/Rates23/Cp-71	m ²	46,045.00

Carpenter & Joiner

Item Code	Description	Unit	Rate -LKR
Cp-74	Window glazed 2100x 1575mm overall with "Jack timber" 100x75mm frame comprising, 2nr 94 x 69mm mullions, 3 nr openable sash (25mm thk), 3 mm thk clear glass & 20mm thk: 115mm wide 4 nr timber louvered on top, (Jack timber) including 13/4" to 11/2" window ring, 10" casement stay, casement fastener, 4"x2" butt hinges...etc..Rate to Include Rate to Include two coats of water base protective exterior hydro plus preservative wood stain and two coats of hydro plus preservative exterior top coat clear(30% or 60% Gloss) after preparing surface (Sayerlack or equivalent) (approved quality brass fittings)Draw No/SPES/Rates23/Cp-71	m ²	46,472.00
Cp-75	Window glazed 1425x 1575mm overall with "Jack timber" 100x75mm frame comprising, 1nr 94 x 69mm mullions, 2 nr openable sash (25mm thk), 3 mm thk clear glass & 20mm thk: 115mm wide 4 nr timber louvered on top, (Jack timber) including 13/4" to 11/2" window ring, 10" casement stay, casement fastener, 4"x2" butt hinges...etc excluding painting(approved quality brass fittings)Draw No/SPES/Rates23/Cp-75	m ²	39,728.00
Cp-76	Window glazed 1425x 1575mm overall with "Jack timber" 100x75mm frame comprising, 1nr 94 x 69mm mullions, 2 nr openable sash (25mm thk), 3 mm thk clear glass & 20mm thk: 115mm wide 4 nr timber louvered on top, (Jack timber) including 13/4" to 11/2" window ring, 10" casement stay, casement fastener, 4"x2" butt hinges...etc Rate to Include one coat of primer & two coats of enamel paint(approved quality brass fittings)Draw No/SPES/Rates23/Cp-75	m ²	43,069.00
Cp-77	Window glazed 1425x 1575mm overall with "Jack timber" 100x75mm frame comprising, 1nr 94 x 69mm mullions, 2 nr openable sash (25mm thk), 3 mm thk clear glass & 20mm thk: 115mm wide 4 nr timber louvered on top, (Jack timber) including 13/4" to 11/2" window ring, 10" casement stay, casement fastener, 4"x2" butt hinges...etc. Rate to Include Rate to Include two coats of water base protective exterior wood stain and two coats of exterior top coat clear(30% or 60% Gloss) after preparing surface (Nipolac, Master paint, Jkem, Dulux)(approved quality brass fittings)Draw No/SPES/Rates23/Cp-75	m ²	44,294.00
Cp-78	Window glazed 1425x 1575mm overall with "Jack timber" 100x75mm frame comprising, 1nr 94 x 69mm mullions, 2 nr openable sash (25mm thk), 3 mm thk clear glass & 20mm thk: 115mm wide 4 nr timber louvered on top, (Jack timber) including 13/4" to 11/2" window ring, 10" casement stay, casement fastener, 4"x2" butt hinges...etc. Rate to Include Rate to Include two coats of water base protective exterior hydro plus preservative wood stain and two coats of hydro plus preservative exterior top coat clear(30% or 60% Gloss) after preparing surface (Sayerlack or equivalent) (approved quality brass fittings)Draw No/SPES/Rates23/Cp-75	m ²	44,689.00

Carpenter & Joiner

Item Code	Description	Unit	Rate -LKR
Cp-79	Glazed window frame with louverwd on top, 2100 x 1981mm overall with "Jack timber" 100x75mm frame comprising,2nr 94 x 69mm mullions, 20mm thk: 115mm wide 4 nr timber louvered on top,(Jack timber)Draw No/SPES/Rates23/Cp-67	m ²	22,462.00
Cp-80	Glazed window frame with louverwd on top, 2100 x 1575mm overall with "Jack timber" 100x75mm frame comprising,2nr 94 x 69mm mullions, 20mm thk: 115mm wide 4 nr timber louvered on top,(Jack timber)Draw No/SPES/Rates23/Cp-71	m ²	25,080.00
Cp-81	Glazed window frame with louverwd on top, 1425x 1575mm overall with "Jack timber" 100x75mm frame comprising,2nr 94 x 69mm mullions, 20mm thk: 115mm wide 4 nr timber louvered on top,(Jack timber)Draw No/SPES/Rates23/Cp-75	m ²	23,977.00
Glazed Fanlight			
Cp-82	Fanlight glazed 750 x 525mm overall with "Jack timber" 100x75mm frame comprising,1 nr openable sash (25mm thk), 3 mm thk clear glass. including 13/4" to 1 1/2" window ring, 10"casement stay, fanlight catches, 4"x2" butt hinges...etc excluding painting(approved quality brass fittings)Draw No/SPES/Rates23/Cp-82	m ²	56,224.00
Cp-83	Fanlight glazed 750 x 525mm overall with "Jack timber" 100x75mm frame comprising,1nr openable sash (25mm thk), 3 mm thk clear glass, including 13/4" to 1 1/2" window ring, 10"casement stay, casement fastener, 4"x2" butt hinges...etc.Rate to Include one coat of primer & two coats of enamel paint(approved quality brass fittings)Draw No/SPES/Rates23/Cp-82	m ²	59,414.00
Cp-84	Fanlight glazed 750 x 525mm overall with "Jack timber" 100x75mm frame comprising,1nr openable sash (25mm thk), 3 mm thk clear glass, including 13/4" to 1 1/2" window ring, 10"casement stay, casement fastener, 4"x2" butt hinges...etc. Rate to Include Rate to Include two coats of water base protective exterior wood stain and two coats of exterior top coat clear(30% or 60% Gloss) after preparing surface (Nipolac, Master paint,Jkem, Dulux)(approved quality brass fittings)Draw No/SPES/Rates23/Cp-82	m ²	35,300.00
Cp-85	Fanlight glazed 750 x 525mm overall with "Jack timber" 100x75mm frame comprising,1nr openable sash (25mm thk), 3 mm thk clear glass,including 13/4" to 1 1/2" window ring, 10"casement stay, casement fastener, 4"x2" butt hinges...etc. Rate to Include Rate to Include two coats of water base protective exterior hydro plus preservative wood stain and two coats of hydro plus preservative exterior top coat clear(30% or 60% Gloss) after preparing surface (Sayerlack or equivalent) (approved quality brass fittings).Draw No/SPES/Rates23/Cp-82	m ²	58,373.00
Cp-86	Glazed fanlight (750 x 525mm) frame preparing 100x75mm "Jack timber"& fixed in position. Draw No/SPES/Rates23/Cp-82	m ²	59,160.00

Carpenter & Joiner


Item Code	Description	Unit	Rate -LKR
Cp-87	Fanlight sash only in (25mm thk), 3 mm thk clear glass. including 13/4" to 11/2" window ring, 10"casement stay, fanlight catches, 4"x2" butt hinges...etc excluding painting(approved quality brass fittings)Draw No/SPES/Rates23/Cp-82	m ²	52,433.00
Glazed fanlight with louvered on top			
Cp-88	Window glazed 750 x 900mm overall with "Jack timber" 100x75mm frame comprising, 1nr openable sash (25mm thk), 3 mm thk clear glass & 20mm thk: 115mm wide 4 nr timber louvered on top,(Jack timber) including 13/4" to 11/2" window ring, 10"casement stay, casement fastener, 4"x2" butt hinges...etc excluding painting(approved quality brass fittings)Draw No/SPES/Rates23/Cp-82	m ²	57,235.00
Cp-89	Window glazed 750 x 900mm overall with "Jack timber" 100x75mm frame comprising, 1nr openable sash (25mm thk), 3 mm thk clear glass & 20mm thk: 115mm wide 4 nr timber louvered on top,(Jack timber) including 13/4" to 11/2" window ring, 10"casement stay, casement fastener, 4"x2" butt hinges...etc.Rate to Include one coat of primer & two coats of enamel paint.(approved quality brass fittings).SPES/Rates23/Cp-80	m ²	60,998.00
Cp-90	Window glazed 750 x 900mm overall with "Jack timber" 100x75mm frame comprising, 1nr openable sash (25mm thk), 3 mm thk clear glass & 20mm thk: 115mm wide 4 nr timber louvered on top,(Jack timber) including 13/4" to 11/2" window ring, 10"casement stay, casement fastener, 4"x2" butt hinges...etc.Rate to Include Rate to Include two coats of water base protective exterior wood stain and two coats of exterior top coat clear(30% or 60% Gloss) after preparing surface (Nipolac, Master paint, Jkem, Dulux).SPES/Rates23/Cp-80	m ²	62,377.00
Cp-91	Window glazed 750 x 900mm overall with "Jack timber" 100x75mm frame comprising, 1nr openable sash (25mm thk), 3 mm thk clear glass & 20mm thk: 115mm wide 4 nr timber louvered on top,(Jack timber) including 13/4" to 11/2" window ring, 10"casement stay, casement fastener, 4"x2" butt hinges...etc.Rate to Include Rate to Include two coats of water base protective exterior hydro plus preservative wood stain and two coats of hydro plus preservative exterior top coat clear(30% or 60% Gloss) after preparing surface (Sayerlack or equivalent) (approved quality brass fittings).SPES/Rates23/Cp-80	m ²	62,821.00

Carpenter & Joiner


Item Cod	Description	Unit	Rate -LKR
Cp-92	Imported timber Floor Boards,shall be 30mm in thick unless otherwise specified with grooved & tongued planks in equal width not exceeding 150mm with well broken & splayed heading joints.Flanks shall be fixed to the joints with 62mm (2 1/2") brass screws & screws head shall be counter sunk and holes filled with wax. Two screws being used for each 150mm flank whatever it crosses or end. Rate to include (Preservation of timber is achieved by Vacuum Pressure Impregnation of the timber with preservatives, using the latest technology Sush as CCB that are registered by register of pesticides for protection against wood destroying agents such as wood bores, fungi and termites (Execution according to the Manufacturers specifications)(BI Commodities & Logistics Pvt Ltd) certificate Should be submitted	m ²	106,709.00
Cp-93	Timber stage with 125x50mm imported timber beams at 600mm c/c laid & fixed on wall & imported timber floor boards shall be 30mm thick unless otherwise specified with grooved & tongued planks in equal width not exceeding 150mm with well broken & splayed heading joints.planks shall be fixed to the joints with 62mm (2 1/2") brass screws & screw head shall be counter sunk & holes filled with wax.Two screws being used for each 150mm planks whatever it cross or end. Rate to include (Preservation of timber is achieved by Vacum Pressure Impregnation of the timber with preservatives, using the latest technology Sush as CCB that are registered by register of pesticides for protection against wood destroying agents such as wood bores, fungi and termites (Execution according to the Manufacturers specifications)(BI Commodities & Logistics Pvt Ltd) certificate Should be submitted	m ²	141,475.00
Cp-94	Board, barge, valance, fascia, available fixed including cutting and minor repairs (fixed with 2" Iron Screw) .	m	199.00
Cp-95	Ceiling, asbestos sheet, cut and fixed on existing bearers, rafters or frames, (sheets available at site)	m ²	502.00
Cp-96	Ceiling, asbestos sheet, fixed with clout headed nails to existing bearers, rafter or frames including new Beadings 1 1/2"x1/2" , mouldings 1 1/2"x 1 1/2" (cover fillets)	m ²	1,491.00

Prepared by : 

Checked by : 

Recommended By : 

Approved by :



Director of building
Southern Province

Eng. C. B. Abayadeera
Director (Engineering)
Southern Province Engineering Services Office
Fort - Galle

Rate Analysis for Construction & Repair Works - All
Second Half 2023-Southern Province
Iron Monger

Item Code	Description	Unit	Rate -LKR
Ir - 01	Supplying and fixing 20'-0 span and 25 ⁰ pitch steel roof truss for Calicut tile with 2 nrs 50 x 50 x 6 mm top and bottom chord and 1/50x50x6mm struts, Angle iron members 150mm long 75 x 75 x 6mm cleats, 6mm thick Gusset plates and 10mm thick base plates and shoe plate.and 100mm long 50 x 6 mm thk spacers. Rate to include applying one coat of metal primer , 2 coats of anti corrosive paint. (Different colours)(Applying paint under the T.O.'s supervision). All complete according to the Draw. No. SPES/Rate23/Ir-01 .	nr	106,158.00
Ir -02	Supplying and fixing 20'-0 span and 22 ⁰ pitch steel roof truss for asbestos roof, with 2 nrs 50 x 50 x 6 mm top and bottom chord and 1/50x50x6mm struts, Angle iron members 75 x 75 x 6mm 150 mm long cleats, 6 mm thick Gusset plates and 10mm thick base plates and shoe plate. and 100mm long 50 x 6 mm thk spacers Rate to include applying one coat of metal primer , 2 coats of anticorrosive paint. (Applying paint under the T.O.'s supervision)(Different colours) Draw. No. SPES/Rate23/Ir-02 .	nr	103,351.00
Ir -03	Supplying and fixing 20'-0 span and 22 ⁰ pitch with 900mm wide eaves with both side , steel roof truss for asbestos purlin roof, with 2 nrs 50 x 50 x 6 mm top and bottom chord and 1/50x50x6mm struts, Angle iron members 62 x 62 x 6mm 150 mm long cleats, 6 mm thick Gusset plates and 10mm thick base plates and shoe plate. and 100mm long 50 x 6 mm thk spacers . Rate to include applying one coat of metal primer , 2 coats of anticorrosive paint. (Applying paint under the T.O.'s supervision)(Different colours) Draw. No. SPES/Rate23/Ir-03.	nr	114,059.00
Ir -04	Supplying and fixing mild steel roof truss 25'-0 span centre to centre 22 ⁰ pitch with 4'-0" wide eaves at both sides, of 2nr 50 x 50 x 6 mm angle as top and bottom bars 1 No 50 x 50 x 6 angle as strut and ties, 6mm thick gusset plates 10mm thick base plates and shoe plate, 3/4" dia M.S. rag bolts 62 x 62 x 6 mm size 150mm long puling cleats ,100mm long and 50 x 6 mm thick spaces. Rate to include for fabricating, transport, hoisting fixing in position and applying one coat of metal primer , 2 coats of anticorrosive paint. (Applying paint under the T.O.'s supervision) (Different colours) Draw.No.SPES/Rate23/Ir-04 .	nr	134,469.00
Ir -05	Supplying and fixing Mild steel roof truss 25'-0 span centre to centre 22 ⁰ pitch of 2nr 50 x 50 x 6 mm angle as top and bottom bars 1 No 50 x 50 x 6 angle as strut and ties, 6mm thick gusset plates 10mm thick base plates and shoe plate, 3/4" dia M.S. rag bolts 75 x 75 x 6 mm size 6" long puling cleats ,100mm long and 50 x 6 mm thick spaces. Rate to include for fabricating, transport, hoisting fixing in position and applying one coat of metal primer , 2 coats of anticorrosive paint. (Applying paint under the T.O.'s supervision)(Different colours)Draw.No.SPES/Rate23/Ir-05.	nr	119,929.00
Ir-06	Supplying and fixing Mild steel roof truss 25'-0 span centre to centre 25 ⁰ pitch of 2 nr-50 x 50 x 6 mm angle as top and bottom chords 1 No 50 x 50 x 6 mm angle as strut and ties,6mm thick gusset plates 10mm thick base palates and shoe plates, 3/4" dia M.S. rag bolts 75x 75 x6 mm size 150mm long purlin cleats and 50 x 6 mm thick spaces. Rate to include for fabricating, transport, hoisting fixing in position and applying one coat of metal primer & 2 coats of anticorrosive paint (Applying paint under the T.O.'s supervision) Draw. No.SPES/Rate23/Ir-06.	nr	122,338.00

Iron Monger

Item Code	Description	Unit	Rate -LKR
Ir-07	Mild steel web truss (for asbestos roof) 6.00 m span centre to centre 22° pitch with 900 mm wide eaves at both sides, of 2nr 62 x 62 x 6 mm angle as top and bottom bars, 1 nrs 25 x 25 x 6 mm angle as strut and tie, 6 mm thick gusset plates, 10mm thick base plates & shoe plates, 3/4" dia M.S. rag bolts 62.5 x 62.5 x 6 mm size 150mm long puling cleats , Rate to include for fabricating, transport, hoisting fixing in position and applying one coat of metal primer & two coats of anticorrosive paint (Applying paint under the T.O.'s supervision) for Asbestos roof with angle iron frame Draw.no.SPES/Rate23/Ir-07.	nr	148,229.00
Ir-8	Mild steel web truss (for asbestos roof) 6.00 m span centre to centre 22° pitch with 900 mm wide eaves at both sides, of 2nr 62 x 62 x 6 mm angle as top and bottom bars, 1 nrs 25 x 25 x 6 mm angle as strut and tie, 6 mm thick gusset plates, 10mm thick base plates & shoe plates, 3/4" dia M.S. rag bolts 75 x 75 x 6 mm size 150mm long puling cleats , 100 mm long 50 x 6 mm separaters. Rate to include for fabricating, transport, hoisting fixing in position and applying one coat of metal primer & two coats of anticorrosive paint (Applying paint under the T.O.'s supervision) for Asbestos roof with angle iron frame Draw.No.SPES/Rate23/Ir-08 .	nr	149,102.00
Ir-09	Mild steel web truss (for asbestos purlin roof) 30'-0 span centre to centre 22° pitch with 1200 mm wide eaves at both sides of 2nr 62 x 62 x 6 mm angle as top and bottom bars 25 x 25 x 6 mm as strut and ties, 6mm thick gusset plates 10mm thick base plates 3/4" dia M.S. rag bolts 62 x 62 x 6 mm size 6" long purlin cleats , 100 mm long 50 x 6 mm thick spaces. Rate to include for fabricating, transport, hoisting fixing in position and applying one coat of metal primer two coats of anticorrosive paint (Applying paint under the T.O.'s supervision)(Different colour) (as per Draw.No.SPES/Rate23/Ir-09.	nr	192,380.00
Ir-10	Mild steel web truss(for asbestos angle iron purlin roof) 7500 mm span centre to centre 22° pitch with 1200 mm wide eaves at both sides of 2nr 62 x 62 x 6 mm angle as top and bottom bars 25 x 25 x 6 mm angle iron as strut and ties, 6 mm thick gusset plates 10 mm thick base plates 3/4" dia M.S. rag bolts 62 x 62 x 6 mm size 6" long puling cleats , 50 x 6 mm flat iron seperaters. Rate to include for fabricating, transport, hoisting fixing in position and applying one coat of metal primer & two coats of anticorrosive paint (Applying paint under the T.O.'s supervision)(different colour) (as per detail drawings draw. no.SPES/Rate23/Ir-10 .	nr	168,536.00
Ir-11	Mild steel web truss(for asbestos angle iron purlin roof) 7500 mm span centre to centre 22° pitch with 1200 mm wide eaves at both sides of 2nr 62 x 62 x 6 mm angle as top and bottom bars 25 x 25 x 6 mm angle iron as strut and ties, 6 mm thick gusset plates 10 mm thick base plates 3/4" dia M.S. rag bolts 75 x 75 x 6 mm size 6" long purlin cleats , 50 x 6 mm flat iron seperaters. Rate to include for fabricating, transport, hoisting fixing in position and applying one coat of metal primer & two coats of anticorrosive paint (Applying paint under the T.O.'s supervision)(different colour) (as per detail draw.No. SPES/Rate23/Ir-11.	nr	166,755.00
Ir-12	Supplying and fixing Angle iron purlin 62 x 62 x 6 mm angle iron purlin at maximum spacing of 3'-6" centre & maximum span of 10'-0" including necessary 300mm long, 50 x 50 x 6mm angle iron for inside & 300mm long 50 x 6 mm flat iron for out side of purlin joints , 1/2, dia 1 1/2" M.S bolt washers and nut etc. and application of one coat of metal primer & two coats of anticorrosive paint different clour in single storied Building. (Applying paint under the T.O.'s supervision) (Draw. No.SPES/Rate23/Ir-12 .	m	3,034.00

Item Code	Description	Unit	Rate -LKR
Ir-12a	Supplying and fixing Angle iron purlin 62 x 62 x6 mm angle iron purlin at maximum spacing of 3'-6" centre & maximum span of 10'-0" including necessary 300mm long, 50 x 50 x 6mm angle iron for inside & 300mm long 50 x 6 mm flat iron for out side of purlin joints , 1/2, dia 1 1/2" M.S bolt washers and nut etc. and application of one coat of metal primer & two coats of anticorrosive paint different clour in two storied Building. (Applying paint under the T.O.'s supervision) (Draw. No.SPES/Rate23/Ir-12).	m	3,035.00
Ir-12b	Supplying and fixing Angle iron purlin 62 x 62 x6 mm angle iron purlin at maximum spacing of 3'-6" centre & maximum span of 10'-0" including necessary 300mm long, 50 x 50 x 6mm angle iron for inside & 300mm long 50 x 6 mm flat iron for out side of purlin joints , 1/2, dia 1 1/2" M.S bolt washers and nut etc. and application of one coat of metal primer & two coats of anticorrosive paint different clour in three storied Building. (Applying paint under the T.O.'s supervision) (Draw. No.SPES/Rate23/Ir-12 .	m	3,036.00
Ir-12c	Supplying and fixing Angle iron purlin 62 x 62 x6 mm angle iron purlin at maximum spacing of 3'-6" centre & maximum span of 10'-0" including necessary 300mm long, 50 x 50 x 6mm angle iron for inside & 300mm long 50 x 6 mm flat iron for out side of purlin joints , 1/2, dia 1 1/2" M.S bolt washers and nut etc. and application of one coat of metal primer & two coats of anticorrosive paint different clour in four storied Building. (Applying paint under the T.O.'s supervision) (Draw. No.SPES/Rate23/Ir-12 .	m	3,037.00
Ir-13	Supplying fabricated and hoisting 50 x 50 x 6 mm double angle iron sleeper with 3 nr 16mm dia. 250mm long mild steel rod should be insert to 300 X 225 X 225 mm size 1:2:4 (3/4) concrete pad on gable wall. Including 100 mm long ,50 x 6 mm flat iron separaters at 2000 mm spacing & 150 mm long, 62 x 62 x6 mm angle iron cleat with one coat of metal primer & two coats of anticorrosive paint (Applying paint under the T.O.'s supervision)(different colours) - (Single storied building)(Draw.No.SPES/Rate23/Ir-13).	m	5,609.00
Ir-13a	Supplying fabricated and hoisting 50 x 50 x 6 mm double angle iron sleeper with 3 nr 16mm dia. 250mm long mild steel rod should be insert to 300 X 225 X 225 mm size 1:2:4 (3/4) concrete pad on gable wall. Including 100 mm long ,50 x 6 mm flat iron separaters at 2000 mm spacing & 150 mm long, 62 x 62 x6 mm angle iron cleat with one coat of metal primer & two coats of anticorrosive paint (Applying paint under the T.O.'s supervision)(different colours) - (Two storied building)(Draw.No.SPES/Rate23/Ir-13).	m	5,610.00
Ir-13b	Supplying fabricated and hoisting 50 x 50 x 6 mm double angle iron sleeper with 3 nr 16mm dia. 250mm long mild steel rod should be insert to 300 X 225 X 225 mm size 1:2:4 (3/4) concrete pad on gable wall. Including 100 mm long ,50 x 6 mm flat iron separaters at 2000 mm spacing & 150 mm long, 62 x 62 x6 mm angle iron cleat with one coat of metal primer & two coats of anticorrosive paint (Applying paint under the T.O.'s supervision)(different colours) - (Three storied building)(Draw.No.SPES/Rate23/Ir-13).	m	5,611.00
Ir-13c	Supplying fabricated and hoisting 50 x 50 x 6 mm double angle iron sleeper with 3 nr 16mm dia. 250mm long mild steel rod should be insert to 300 X 225 X 225 mm size 1:2:4 (3/4) concrete pad on gable wall. Including 100,mm long ,50 x 6 mm flat iron separaters at 2000 mm spacing & 150 mm long, 62 x 62 x6 mm angle iron cleat with one coat of metal primer & two coats of anticorrosive paint (Applying paint under the T.O.'s supervision)(different colours) - (Four storied building)(Draw.No.SPES/Rate23/Ir-13).	m	5,612.00

Iron Monger

Item Code	Description	Unit	Rate -LKR
Ir-14	Supplying making and fixing 200 long 50 x 6 mm thick. Flat iron Bracket for valance Board in eaves purlin at 30" c/c with necessary fillet weld including one coat of metal primer & two coats of Anticorrosive paint. (<u>Single storied Building with out eave ceiling</u>) Draw.No.SPES/Rate23/Ir-14 .	nr	454.00
Ir-14a	Supplying making and fixing 200 long 50 x 6 mm thick. Flat iron Bracket for valance Board in eaves purlin at 30" c/c with necessary fillet weld including one coat of metal primer & two coats of Anticorrosive paint. (<u>Two storied Building with out eave ceiling</u>) Draw.No.SPES/Rate23/Ir-14 .	nr	456.00
Ir-14b	Supplying making and fixing 200 long 50 x 6 mm thick. Flat iron Bracket for valance Board in eaves purlin at 30" c/c with necessary fillet weld including one coat of metal primer & two coats of Anticorrosive paint. (<u>Three storied Building with out eave ceiling</u>) Draw.No.SPES/Rate23/Ir-14 .	nr	459.00
Ir-14c	Supplying making and fixing 200 long 50 x 6 mm thick. Flat iron Bracket for valance Board in eaves purlin at 30" c/c with necessary fillet weld including one coat of metal primer & two coats of Anticorrosive paint. (<u>Four storied Building with out eave ceiling</u>) Draw.No.SPES/Rate23/Ir-14 .	nr	461.00
Ir-15	Supplying making and fixing 200 long 50 x 6 mm thick. Flat iron Bracket for valance Board in eaves purlin at 30" c/c with necessary fillet weld & 50 mm long 50 x 50 x 6 mm angle iron welded to bracket end for holding eave ceiling timber including one coat of metal primer & two coats of Anticorrosive paint. (<u>Single storied Building with eave ceiling</u>) Draw. No.SPES/Rate23/Ir-14.	nr	732.00
Ir-15a	Supplying making and fixing 200 long 50 x 6 mm thick. Flat iron Bracket for valance Board in eaves purlin at 30" c/c with necessary fillet weld & 50 mm long 50 x 50 x 6 mm angle iron welded to bracket end for holding eave ceiling timber including one coat of metal primer & two coats of Anticorrosive paint. (<u>Two storied Building with eave ceiling</u>) Draw. No.SPES/Rate23/Ir-14.	nr	734.00
Ir-15b	Supplying making and fixing 200 long 50 x 6 mm thick. Flat iron Bracket for valance Board in eaves purlin at 30" c/c with necessary fillet weld & 50 mm long 50 x 50 x 6 mm angle iron welded to bracket end for holding eave ceiling timber including one coat of metal primer & two coats of Anticorrosive paint. (<u>Three storied Building with eave ceiling</u>) Draw. No.SPES/Rate23/Ir-14.	nr	737.00
Ir-15c	Supplying making and fixing 200 long 50 x 6 mm thick. Flat iron Bracket for valance Board in eaves purlin at 30" c/c with necessary fillet weld & 50 mm long 50 x 50 x 6 mm angle iron welded to bracket end for holding eave ceiling timber including one coat of metal primer & two coats of Anticorrosive paint. (<u>Four storied Building with eave ceiling</u>) Draw. No.SPES/Rate23/Ir-14.	nr	740.00
Ir-16	Supplying making and fixing 37X 37X 6mm thick 225 mm long angle iron Brackets in purlin end and applying one coats of metal primer & two coats of anticorrosive paint , Nut & Bolt (Rate to include 1/4" Ø and 3/8" Ø drilling holes). <u>Single storied Building .</u> Draw.No.SPES/Rate23/Ir-14 .	nr	757.00
Ir-16a	Supplying making and fixing 37X 37X 6mm thick 225 mm long angle iron Brackets in purlin end and applying one coats of metal primer & two coats of anticorrosive paint , Nut & Bolt (Rate to include 1/4" Ø and 3/8" Ø drilling holes). <u>Two storied Building .</u> Draw.No.SPES/Rate23/Ir-14 .	nr	760.00
Ir-16b	Supplying making and fixing 37X 37X 6mm thick 225 mm long angle iron Brackets in purlin end and applying one coats of metal primer & two coats of anticorrosive paint , Nut & Bolt (Rate to include 1/4" Ø and 3/8" Ø drilling holes). <u>Three storied Building .</u> Draw.No.SPES/Rate23/Ir-14 .	nr	762.00

Iron Monger

Item Code	Description	Unit	Rate -LKR
Ir-16c	Supplying making and fixing 37X 37X 6mm thick 225 mm long angle iron Brackets in purlin end and applying one coats of metal primer & two coats of anticorrosive paint , Nut & Bolt (Rate to include 1/4" Ø and 3/8" Ø drilling holes). Four storied Building . Draw.No.SPES/Rate23/Ir-14 .	nr	765.00
Ir-17	Class room gate - Fabricating & fixing <u>double hung gate</u> , including 32 x 32 x 6 mm, 2 nr. angle iron verticals fixed to wall with 2" iron screws, and inserting angle iron verticals 150 mm below floor level fixed with 150x 150x 150 mm ,1:2:4 (20 mm) concrete pocket . Fabricating sash with 25 x 25 x 1.2 mm thick G. I. box bar outer frame including, 12 x 12 x 1.2 mm thick G.I box bar welded to frame at 75 mm c/c vertically , and sashes fixing to vertical angle iron with 04 nrs. Steel hinges pintels . Applying one coats of Metal primer (red colour)and two coats of enamel paint Black or different colour (Draw.No.SPES/Rate23/Ir-17) .	m ²	26,502.00
Ir-18	Supply & making <u>M.S. flat iron security grills</u> for window with 12 x 6 mm flat iron outer frame welded at 150 mm c/c spacing vertically and 100 mm c/c spacing horizontally with 12 x 6 mm flat iron members, respectively fixed to window frame with iron screws and applying one coat of metal primer and two coats of enamel paint <u>Black or different colour. (Draw.no:SPES/Rate23/Ir-18.)</u>	m ²	14,208.00
Ir-19	Supply and fixing <u>M.S. Flat iron grill</u> consisting 25 x 25 x 3 mm angle iron outer frame and 2 nr 25 x 25 x 3 mm angle iron middle bar horizontally and 12 x 6 mm flat iron grill work 100 mm spacing horizontally and 150 mm spacing vertically fabricating and welded with applying one coat of metal primer and two coats of enamel paint(Black or different colour) . Frame fixed to opening with iron screws and rawl plug. Draw. No:SPES/Rate23/Ir-19.	m ²	14,299.00
Ir-20	Supply and fixing <u>M.S. flat iron grill</u> consisting 25 x 25 x 3 mm angle iron outer frame and 2 nr 25 x 25 x 3 mm angle iron(2 nr together) middle bar vertically and 2 nr together 25 x 25 x 3 mm angle iron middle bar horizontally and 12 x 6 mm flat iron grill work 100 mm centers horizontally and 150 mm centers vertically fabricating and welded with applying one coat of metal primer (red colour)and two coats of enamel paint(Black or different colour). Frame fixed to opening with iron screws and rawl plug (Draw.No:SPES/Rate23/Ir-19.)	m ²	14,365.00
Ir-21	Supplying and making <u>6 mm dia. M.S. rod grills</u> for windows with 25x25x3 mm thick M.S. angle iron outer frame with 4 nr 25 x 25 x 3 mm angle iron(2 nr together) middle bar vertically and 2 nr together 25 x 25 x 3 mm angle iron middle bar horizontally & 6 mm dia. M.S. rods weld to frame, at 75 mm C/C. & to 70 ⁰ angle both ways, horizontal & vertical distance should be 75 mm & 200 mm respectively. Frame fixed to window openings with 1 1/2" iron screws & applying one coats of metal primer & 2 coats of approved quality enamel paint(different colour)(9'-3"x6'-0" size) all complet as per detail Draw. No :SPES/Rate23/Ir-21	m ²	9,712.00
Ir-22	Supplying and making <u>6mm dia. M.S. rod grills</u> for windows with 6mm dia. M.S. rods weld to 12 x 6 mm thick M.S. flat iron outer frame, at 75 mm ctrs. & to 70 ⁰ angle both ways, horizontal & vertical distance should be 75mm & 200mm respectively, fixed to window frame with 1" iron screws & applying one coats of metal primer & 2 coats of approved quality enamel paint.(Differnt colour)	m ²	14,069.00
Ir-23	Supplying, and fabricating <u>12mm dia. M.S. rods grill</u> , consisting 25 x 6 mm flat iron outer frame, with 2 nr 25 x 6 mm flat iron horizontally weld to equal length of outer frame. 12mm M.S rods, passing through the drilled middle flat iron at 100mm c/c weld vertically to outer frame . Applying one coat of metal primer and two coats of enamel paint(different colour). Frame fixing to opening , using 1 1/2" iron screws and rawl plugs as per the given Draw. No: SPES/Rate23/Ir-23. (1.20x1.80m)	m ²	11,393.00

Iron Monger

Item Code	Description	Unit	Rate -LKR
Ir-24	Supplying, and fabricating <u>12mm M.S rod grill</u> , consisting 25 x 6 mm flat iron outer frame, and weld 1 nr 25 x 6 mm flat iron horizontally weld to equal length of outer frame. 12mm M.S rods, passing through the drilled middle flat iron at 100mm c/c weld vertically to outer frame. Applying one coat of metal primer and two coats of enamel paint(different colour). Frame fixing to opening, using 1 1/2" iron screws and rawl plugs as per the given Draw.No.SPES/Rate23/Ir-24. (0.60 x 1.20m)	m ²	17,527.00
Ir-25	Supplying, and fabricating <u>natural anodized aluminium DECO grill</u> , consisting 50 X 25 mm natural anodized aluminium box bar, outer frame & 01 nr. intermediate horizontal bar. DECO net fixed to frame with aluminium M- bar & rubber beading using pop riverts. Grill frame fixing to opening using 1 1/2" aluminium screws and rawl plugs and all holes covered with plastic cap as per the given Draw. no.SPES/Rate23/Ir-25. (1.20x1.80 m)	m ²	16,222.00
Ir-26	Supplying, and fabricating <u>natural anodized aluminium DECO grill</u> , consisting 50 X 25 mm natural anodized aluminium box bar, outer frame with 01 nr. intermediate horizontal bar & 02 nr.s intermediate vertical bar. DECO net fixed to frame with aluminium M- bar & rubber beading using pop riverts. Grill frame fixing to opening using 1 1/2" aluminium screws and rawl plugs and all holes covered with plastic cap as per the given Draw.no.SPES/Rate23/Ir-26. (2.875 x 1.8 m)	m ²	34,995.00
Ir-27	<u>Iron door with Flat iron grill</u> . Door Frame with 32 x 32 x 5mm angle Iron frame and Sash with 11.5 x 5.5mm flat iron grill work 100 mm centres horizontally and 150 mm centres vertically fabricating and welded to upper part of door sash with 20 x 20 x 1.2 mm thick G.I. box bar outer frame & the lower part of the door sash should be .47mm thk Zn Al sheet with 12 x 6 mm flat iron and 20 x 6 mm flat Iron, Applying one coats of metal primer (red clour) and two coats of enamel paint Black or different colour.(3'-0" x 7'-0" size) including Hasp & staple6" with approved quality Brass 2" padlock.	m ²	19,826.00
Ir-28	<u>Iron door with 6 mm dia. M.S. grill</u> - Fabricating and fixing Iron door Door Frame with 32 x 32 x 6 mm angle Iron (Heavy quality) and Sash with 20 mm Ø dia. G.I pipe outer frame (Heavy quality) with 1nr middle bar. 6mm M.S steel bars welded to upper part of sash frame at 75mm c/c bothways at 70° Angle .12x6 mm thick flat iron welded around the lower part of the frame and 2 nr 20x6 mm thick intermediate flat iron welded horizontally, and 0.47 thick Zn/Al sheet fixed to flat iron frame with pop rivets. Door sash fixed to frame with 03nr 100 x75mm steel hinges. Applying one coat of metal primer and two coats of enamel paint(Differant colour). Rate to include 6" Hasp and staple with approved quality 50mm Brass pad lock. Draw.No.SPES/Rate23/Ir-28.	m ²	21,083.00
Ir-29	<u>Iron door with 12 mm dia. M.S. bar</u> - Fabricating & fixing Iron door, Door Frame with 32 x 32 x 5 mm angle Iron(Heavy quality) frame and Sash with 25 x 25 x 1.2 mm thick G.I. box bar, outer frame with one nr. horizontal middle bar. 12mm dia M.S Rods passing through the drilled 25x6mm Flat iron middle bar welded to upper part of the sash frame at 100 mm c/c vertically. 12 x 6 mm thick flat iron welded around the lower part of the door sash and 2 nr. intermediate 20 x 6 mm flat Iron weded horizontally. should be .47mm thk Zn Al sheet fixed to flate iron frame with pop riverts. Door sash fixed to frame with 03 nr.s of 100 x 75 mm steel hinges. Applying one coats of metal primer (red clour) and two coats of enamel paint Black or different colour.(3'-0" x 7'-0" size) including Hasp & staple6" with approved quality Brass 2" padlock.	m ²	16,565.00


Iron Monger

Item Code	Description	Unit	Rate -LKR
Ir-30	Supplying and fixing 50 x 50 P.V.C coated 1.80m height wire mesh (mascon or equalent)(Gage 10) consisting 50 mm dia. Heavy quality GI pipe ,upright planting at 2400 C/C with 1:2:4 (20) Con: & 3 nrs 25mm dia. Heavy quality GI pipe horizontally welded to upright post at top middle and bottom, Gage 10 wire mesh fixed to frame with 20 mm 6mm thk "flat iron " weld to frame 600mm C/C welding point , and including one coat of red colour anticorrosive paint, and two coats of enamel paints(different colour). rate to include use P.V.C. wire cord and 50 mm dia. GI end cap for each 50 mm dia GI post. Draw.No.SPES/Rate23/Ir-30.	m ²	8,635.00
Ir-31	Supplying and fixing 50 x 50 P.V.C coated 1.50m height wire mesh(mascon or equalent) (Gage 10) consisting 50 mm dia. Heavy quality GI pipe ,upright planting at 2400 C/C with 1:2:4 (20) Con: & 3 nrs 25 mm dia. Heavy quality GI pipe horizontally welded to upright post at top middle and bottom, Gage 10 wire mesh fixed to frame with 20 mm 6mm thk "flat iron " weld to frame 600 C/C welding point , and including one coat of anticorrosive paint, and two coats of enamel paints (different colour) rate to include use P.V.C. wire cord and 50 mm dia. GI end cap for each 50 mm dia GI post. Draw.No.SPES/Rate23/Ir-31.	m ²	9,827.00


Prepared by : 

Approved by :

Checked by : 



Director of building
Southern Province

Recommended By : 

Eng. C. B. Abayadeera
Director (Engineering)
Southern Province Engineering Services Office
Fort - Galle

8

Rate Analysis for Construction & Repair Works - All
Second Half 2023-Southern Province
Brass Founder

Item Code	Description	Unit	Rate -LKR
Bf-01	Bolts, Casement fasteners or stays, removing and re-fixing including making good to holes in frames and sashes.	nr	252.00
Bf-02	Supplying and fixing brass barrel Bolts, 4" heavy quality with 5/8"-5 brass screws. (made - Lanka- machine cut)	nr	891.00
Bf-03	Supplying and fixing brass barrel Bolts, 6" heavy quality with 5/8"-5 brass screws. (made - Lanka- machine cut)	nr	1,191.00
Bf-04	Brass skelton Bolts, 8" supplying & fixing with 5/8"-5 brass screws. (made - Lanka- machine cut)	nr	1,519.00
Bf-05	Brass skeleton bolts, 10" supplying & fixing with 5/8"-5 brass screws. - (made - Lanka- machine cut)	nr	1,923.00
Bf-06	Brass skeleton bolts, 12" supplying & fixing with 5/8"-5 brass screws. - (made - Lanka- machine cut)	nr	2,286.00
Bf-07	Brass casement fastners heavy quality supplying and fixing with 5/8"-5 brass screws. (made - Lanka- machine cut)	nr	665.00
Bf-08	Supplying and fixing. Brass Casement stays 10" heavy quality with 5/8"-5 brass screws (made - Lanka- machine cut)	nr	666.00
Bf-09	Brass Fanlight Catches, heavy quality, supplying and fixing with 5/8"-5 brass screws . (made - Lanka- machine cut)	nr	971.00
Bf-10	Brass butt hinges, 4"x2" heavy quality supplying and fixing with 3/4"-6 brass screws . (made - Lanka- machine cut)	nr	954.00
Bf-11	brass butt hinges 4"x2 1/2" heavy quality supplying and fixing with 3/4"-6 brass screws complete. (made - Lanka- machine cut)	nr	1,020.00
Bf-12	brass butt hinges 4" x 3" heavy quality supplying and fixing with 3/4"-6 brass screws complete. (made - Lanka- machine cut)	nr	1,262.00
Bf-13	Supplying and fixing brass butt hinges 5"x3"heavy quality with 3/4"-7 brass screws complete. (made - Lanka- machine cut)	nr	1,943.00
Bf-14	Fixing available Hinges, complete with new 3/4"-6 brass screws.	nr	445.00
Bf-15	Door lock available fixing with 3/4"-7 brass screws.	nr	894.00
Bf-16	Locks - night latch(with 2 year warranty), Supplying, and fixing with duplicate keys.	nr	2,993.00
Bf-17	Supplying and fixing Bird Locks 2 1/2"(including 3/4"x7 screws) (808) with 2 years warranty	nr	1,339.00
Bf-18	Brass window rings 1 3/4" to 1 1/2" supplying and fixing with brass Screws 5/8"-5 (made - Lanka- machine cut)	nr	404.00
Bf-19	Supplying and fixing Union Mortice Locks(including 3/4"x7 screws)- single sashes, with duplicate keys. Made in England with 5 year guarantee	nr	10,135.00

Brass Founder

Item Code	Description	Unit	Rate -LKR
Bf-20	Supplying and fixing Union Mortice Locks (including 3/4"x7 screws) (double sashes)Made in England with 5 year guarantee	nr	14,857.00
Bf-21	Supplying and fixing hydraulic Door closer (including 3/4"x7 screws)(New Star or equilent)	nr	5,887.00

Prepared by : *J.P. Padanagala*

Approved by :

Checked by : *[Signature]*

C. B. Abey

Recommended By : *N. Jayasinghe*

Director of building
 Southern Province
Eng. C. B. Abayadeera
 Director (Engineering)
 Southern Province Engineering Services Office
 Fort - Galle

91


Rate Analysis for Construction & Repair Works - All
Second Half 2023-Southern Province
Glazier


Item Code	Description	Unit	Rate -LKR
GI-01	Glass panels 3 mm (1/8) clear glass supplying and fixing with class I timber beading or routing.	m ²	5,415.00
GI-02	Glass panels 3 mm (1/8) printed or obscure glass supplying and fixing with class I timber beading or routing	m ²	6,658.00
GI-03	Glass panels 5 mm (3/16) clear glass supplying and fixing with class I timber beading or routing	m ²	8,643.00
GI-04	Glass panels 5 mm (3/16) pinhead or obscure supplying and fixing with Class I timber beading or routing	m ²	10,899.00
GI-05	Supply and fixing 200 X 200 x 100 mm glass Blocks of approved quality with neat cement including plaster reveals.	nr	1,642.00
GI-06	Supply and fixing 200 X 200 x 150 mm glass Blocks of approved quality with neat cement including plaster reveals.	nr	1,786.00

Prepared by : 


Approved by :

Checked by :




.....
Director of building
Southern Province
Eng. C. B. Abayadeera
Director (Engineering)
Southern Province Engineering Services Office
Fort - Galle

Recommended By :



Rate Analysis for Construction & Repair Works - All
Second Half 2023-Southern Province
Painter and Decorator

Item Code	Description	Unit	Rate -LKR
Pt - 01	Prepare and Painting new woodwork, with One coat of primer and 2 coats of enamel paint.	m ²	1,719.00
Pt - 02	Prepare and Painting new woodwork with one coat of approved primer.	m ²	455.00
Pt - 03	Prepare and Painting woodwork with one coats of approved enamel paint.	m ²	717.00
Pt - 04	Preparing of surface & applying 2 coats of enamel paint.	m ²	1,233.00
Pt - 05	Wood preservative, (clear) applied to woodwork one coat (old work)	m ²	227.00
Pt - 06	Prepare and & applying two coats of Wood preservative, (clear) to timber including touching up cut ends (New work)	m ²	454.00
Pt - 07	Prepare and & applying two coats of Wood preservative, (clear) to timber for calicut tile roof including touching up cut ends (New work)	m ²	684.00
Pt - 08	Prepare and & applying two coats of Wood preservative, (clear) to timber for asbestos roof including touching up cut ends (New work)	m ²	406.00
Pt - 09	Wood preservative, (Black) applied to woodwork one coat (old work) for roof timber.	m ²	200.00
Pt - 10	Prepare & applying two coats of Wood preservative, (black) to wood work (New work)	m ²	401.00
Pt - 11	Prepare and applying Varnishing with polyurethane varnish -gloss after washing down and sand papering, 1 coat.	m ²	562.00
Pt - 12	Prepare & applying 2 coats of Varnishing with polyurethane varnish gloss after washing down and sand papering,	m ²	981.00
Pt - 13	Prepare & applying Varnishing with polyurethane varnish -Matt after washing down and sand papering, 1 coat.	m ²	590.00
Pt - 14	Prepare & applying Varnishing with polyurethane varnish - Matt after washing down and sand papering, 2 coats.	m ²	1,029.00
Pt - 15	Varnishing Removing entirely to bare timber and preparing surface	m ²	188.00
Pt - 16	Prepare and Painting new woodwork, with two coats of water base protective exterior hydro plus preservative wood stain and two coats of hydro plus preservative exterior top coat clear(30% or 60% Gloss) after preparing surface (Sayerlack or equivalent)(Under the T.O.'s supervision)	m ²	2,552.00
Pt - 17	Prepare and Painting new woodwork, with two coats of water base protective exterior wood stain and two coats of exterior top coat clear(30% or 60% Gloss) after preparing surface (Nipolac, Master paint,Jkem, Dulux)(Under the T.O.'s supervision)	m ²	2,349.00
Pt - 18	Timber surface to be smoothen by filling any cracks using a binder mixed with sawdust obtained by wood floor smoothing. Rshall include for sanding thefilled floor carefully using 80-120 grit sand papers and remove the dust with vaccum cleaner. Apply 1st coat of hydro water Born self - sealer transparent matt for parquet flooring and allow 6 hrs drying period for sanding with 150 - 180 grit sanding papers and clean all. Then apply 2nd coat followed by a third coat after 1 - 2 hours with out sanding.	m ²	1,516.00
Pt - 19	Prepare and applying one coat of sanding sealer & two coats of NC wood finish (gloss/mat) to woodwork. (Under the T.O.'s supervision)	m ²	1,352.00
Pt - 20	Prepare and Painting steelwork, 1 coat with anticorrosive paint including removing scale and wire brushing.	m ²	495.00

Painter and Decorator

Item Code	Description	Unit	Rate -LKR
Pt - 21	Prepare and Painting steelwork, one coat of Z/P metal primer, with one coat anticorrosive paint including removing scale and wire brushing. - for new work only(under the supervision of technical officer)	m ²	745.00
Pt -22	Prepare and Painting steelwork, one coat of Z/Pmetal primer and 2 coats of anticorrosive paint including removing scale and wire brushing. (under the supervision of technical officer)	m ²	1,166.00
Pt - 23	Painting steelwork,one coat of primer , One coats, of anticorrosive paint and 2 coats of enamel paint including removing scale and wire brushing (different colour) (under the supervision of technical officer)	m ²	2,117.00
Pt -24	Painting steelwork, One coat of anticorrosive paint and 2 coats of enamel paint including removing scale and wire brushing (different colour) (under the supervision of technical officer)	m ²	1,767.00
Pt -25	Painting steelwork, One coat of metal primer and 2 coats of enamel paint including removing scale and wire brushing (different colour)(under the supervision of technical officer)	m ²	1,841.00
Pt - 26	Prepare and apply two coats of epoxy marine paint to steel with mixing ratio 2 parts of base : one part of hardner by weight. (Workable time is one hour) Recoatable time period is 8 hours. Working activities should be 3 day after painting. (under the supervision of technical officer)	m ²	530.00
Pt - 27	Prepare and Painting G.I, pipe 3/4 ",1 ",1 1/2 "with two coates of Enamel paint (approved) including eche primer. (under the supervision of technical officer)	m	577.00
Pt - 28	Painting walls with one coats of wall filler (internal)(new work or after preparation of old wall)	m ²	211.00
Pt - 29	Painting walls with one coats of Acrylic wall filler for external wall (new work or after preparation of old wall) -Ground floor	m ²	243.00
Pt - 29a	Painting walls with one coats of Acrylic wall filler for external wall (new work or after preparation of old wall) -1st floor	m ²	250.00
Pt - 29b	Painting walls with one coats of Acrylic wall filler for external wall (new work or after preparation of old wall) -2nd floor	m ²	257.00
Pt - 29c	Painting walls with one coats of Acrylic wall filler for external wall (new work or after preparation of old wall) -3rd floor	m ²	265.00
Pt - 30	Applying skim coat & one coats of wall filler (smooth plastered new work or after preparation of old wall)	m ²	359.00
Pt - 31	Applying skim coat & one coats of wall filler for internal wall.(semi rough plastered new work or after preparation of old wall)	m ²	585.00
Pt - 32	Prepare and apply approved type one coat of filler and two of emulsion paint to specified colour on sides and soffit of beams and slabs in any floor	m ²	759.00
Pt - 33	Prepare and apply Skim coat , approved type one coat of filler and two of emulsion paint to specified colour in smooth plastered surface of sides and soffit of beams columns and slabs in any floor	m ²	1,175.00
Pt - 34	Prepare and apply Skim coat , approved type one coat of filler and two of emulsion paint to specified colour in semi rough plastered surface of sides and soffit of beams columns and slabs in any floor	m ²	1,609.00
Pt - 35	Prepare and Painting Walls with one coat of emulsion paint. (new work or after preparation of old wall) (Using roller brush)	m ²	303.00
Pt - 36	Prepare and Painting Walls with Emulsion paint, 1 coat including preparing surface of old work.	m ²	365.00

Painter and Decorator

94

Item Code	Description	Unit	Rate -LKR
Pt - 37	Prepare and Painting New walls with two coats of emulsion paint to internal wall (Using roller brush)	m ²	569.00
Pt - 38	Prepare and Painting Walls with 2 coats of Emulsion paint including surface preparation of old wall.	m ²	773.00
Pt - 39	Walls, scraped to original plaster, sand papering and apply wall putty cracks and defects, preparing surface for Distemper, snowcem, paint or similar application.	m ²	211.00
Pt - 40	White or colour washing walls of single storied buildings 1 coat, including patching up and preparing surface.	m ²	113.00
Pt - 40a	White or colour washing walls of two storied buildings 1 coat, including patching up and preparing surface.	m ²	117.00
Pt - 40b	White or colour washing walls of more than two storied buildings 1 coat, including patching up and preparing surface.	m ²	120.00
Pt - 41	White or colour washing walls of single storied buildings 2 coats, including patching up and preparing surface.	m ²	221.00
Pt - 41a	White or colour washing walls of two storied buildings 2 coats, including patching up and preparing surface.	m ²	227.00
Pt - 41b	White or colour washing walls of more than two storied buildings 2 coats, including patching up and preparing surface.	m ²	234.00
Pt - 42	Wethershield paint to external faces of wall 01coat apply using roller brush(ground Floor)	m ²	321.00
Pt - 42a	Wethershield paint to external faces of wall 01coat apply using roller brush(First Floor)	m ²	331.00
Pt - 42b	Wethershield paint to external faces of wall 01coat apply using roller brush(Second Floor)	m ²	340.00
Pt - 42c	Wethershield paint to external faces of wall 01coat apply using roller brush(Third Floor)	m ²	350.00
Pt - 43	Wethershield paint to external faces of wall 01coat apply using brush(ground Floor)	m ²	381.00
Pt - 43a	Wethershield paint to external faces of wall 01coat apply using brush(First Floor)	m ²	393.00
Pt - 43b	Wethershield paint to external faces of wall 01coat apply using brush(Second Floor)	m ²	404.00
Pt - 43c	Wethershield paint to external faces of wall 01coat apply using brush(Third Floor)	m ²	416.00
Pt - 44	Wethershield paint to external faces of wall 02coat apply using roller brush (ground Floor)	m ²	608.00
Pt - 44a	Wethershield paint to external faces of wall 02coat apply using roller brush (First Floor)	m ²	626.00
Pt - 44b	Wethershield paint to external faces of wall 02coat apply using roller brush (Second Floor)	m ²	644.00
Pt - 44c	Wethershield paint to external faces of wall 02coat apply using roller brush (Third Floor)	m ²	662.00
Pt - 45	Wethershield paint to external faces of wall 02coat apply using brush(ground Floor)	m ²	724.00
Pt - 45a	Wethershield paint to external faces of wall 02coat apply using brush(First Floor)	m ²	745.00

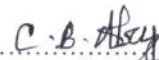
Painter and Decorator

Item Code	Description	Unit	Rate -LKR
Pt - 45b	Wethershield paint to external faces of wall 02coat apply using brush(Second Floor)	m ²	767.00
Pt - 45c	Wethershield paint to external faces of wall 02coat apply using brush(Third Floor)	m ²	789.00
Pt - 46	Supplying & Applying one coats of water proofing paint("Aqua shield or equivalent) for external wall- Ground floor	m ²	764.00
Pt - 46a	Supplying & Applying one coats of water proofing paint("Aqua shield,..) for external wall - First floor	m ²	787.00
Pt - 46b	Supplying & Applying one coats of water proofing paint("Aqua shield,..) for external wall - Second floor	m ²	809.00
Pt - 46c	Supplying & Applying one coats of water proofing paint("Aqua shield,..) for external wall -third floor	m ²	832.00
Pt - 47	Painting plinth and skirting with floor paint, 1 coat including preparing surface	m ²	408.00
Pt - 48	Painting plinth and skirting with floor paint, 2 coats including preparing surface	m ²	698.00
Pt - 49	Preparing of surface & applying 2 coats of Black board paint	m ²	700.00
Pt - 50	Painting ceiling sheet with one coats of wall filler before fixing to ceiling framework..	m ²	87.00
Pt - 51	Supplying & Applying two coats of "Thorseal" including 3 day curing	m ²	2,424.00
Pt - 52	Supplying "XYPEX" powder and mix with clean water to a creamy consistency 5:2 and applying with approved brush. The coating must be uniformly applied as instruction and should have a thickness of 1.25mm , when the 2nd coat should be applied of the 1st coat has reach an initial set but it still green colour (after 24 hours) as soon as the "XYPEX " coating has sufficiency hardened curing with clean water three times a day for 2 day, and after that check for water tightness	m ²	9,052.00
Pt - 53	Supplying & Applying two coats of "Baralastic "water proofing flexible poly cement slurry. Rate to include curing	m ²	3,036.00

Prepared by : 

Approved by :

Checked by : 



Recommended By : 

Director of building
Southern Province
Eng. C. B. Abayadeera
Director (Engineering)
Southern Province Engineering Services Office
Fort - Galle

Rate Analysis for Construction & Repair Works - All
Second Half 2023-Southern Province
Plumber

56

Item Code	Description	Unit	Rate -LKR
Pb-01	Supplying & fixing Wash basin, with waste coupling "Rocell Efi Mini" or equivalent including approved type Pillar tap & 1/2" chromium plate angle valve, 450mm long flexible hose spain	nr	31,099.00
Pb-02	Suppling and fixing Pedestal type wash basin (rocell-Efi), rate to include waste coupling , "Desigle" or approved type Pillar tap & 1/2" chromium plated angle valve, 450mm flexible hose (spain) including nails	nr	39,969.00
Pb-03	Supplying and fixing Pedestal type Wash basin, rate to include waste coupling , Pillar tap & 1/2" angle valve,450mm flexible hose including nails.(all accessories water tec or S-lon) (Suitable fittings can be decided by the engineer depending on the site situation) (Otto, RSL ceramic or equivalent)	nr	20,210.00
Pb-04	Supplying and fixing Ceramic corner basin (Rocell Aqua corner), with waste coupling rate to include Pillar tap & 1/2" chromium plate angle valve ("Desigle, rocell or approved type) , 450mm flexible hose"Spain"	nr	33,917.00
Pb-05	Supplying and fixing Lab Sink glazed (24"x16"x7"), earthenware with waste plug ... etc. .(Rocell- Xenon)	nr	38,027.00
Pb-06	Supplying and fixing stainless steel kitchen sink with drain board (900 X 450 mm "Prince") with sawn neck tap 1/2" dia Nickel. ("desigal" or approved quality) 1/2" flexible hose (plastic 18" long)1/2" plastic water tec / S-lon Angle valve ... etc. All complete to working order.	nr	17,780.00
Pb-07	Supplying and fixing stainless steel sink with (450X450 mm "Prince") with sawn neck tap 1/2" dia (Slon) 1/2" flexible hose ("Slon " 18" long)1/2" angle valve S-lon... etc. All complete to working order.	nr	12,568.00
Pb-08	Supplying and fixing, Closet, pedestal type, with low level glazed earthenware flushing cistern,plastic seat cover(Rocell -"Efi") rate to include approved branded 1/2" chromium plate angle valve, 450mm flexible hose (spain),...etc. ("Desigle"/ rocell/huida)	nr	55,105.00
Pb-09	Supplying and fixing, Closet, pedestal type, with low level glazed earthenware flushing cistern,plastic seat cover(Otto, RSL or equivalent.) rate to include 1/2" chromium plate angle valve, 450mm flexible horse (all accessories water tech or s lon)Suitable fittings can be decided by the engineer depending on the site situation	nr	39,325.00
Pb-10	Supplying and fixing barth room set with seat cover " Rocell DUNE" (02 pcs) Including all necessary accessories, wash basin (pedestal) with basin waste coupling & tap "Desigle" ,low level closet , with cistern, complete to working order Rate to include 450 mm long flexible hose " Spain" , 1/2" chromium plate "Desigle" angle valves & Bidet shower chromium plate "Desigle"	nr	119,119.00
Pb-11	Supplying and fixing barth room set with seat cover" Rocell Efi" Including all necessary accessories, wash basin (pedestal) with basin waste coupling & tap "Desigle" ,low level closet , with cistern, complete to working order Rate to include 450 mm long flexible hose " Spain" , 1/2" chromium plate "Desigle" angle valves & Bidet shower chromium plate "Desigle"	nr	101,798.00

Plumber

97

Item Code	Description	Unit	Rate -LKR
Pb-12	Supplying and fixing bath room set with seat cover" (Otto, RSL ceramic or equivalent)" Including all necessary accessories, wash basin (pedestal) with basin waste coupling & tap "Water tec" ,low level closet S,Suitable fitting with cistern, complete to working order Rate to include 450 mm long flexible hose " S-lon" , 1/2" "Water tec" angle valves & Bidet shower "Water tec"Suitable fittings can be decided by the engineer depending on the site situation	nr	60,764.00
Pb-13	Supplying and fixing , approved quality accessories set with chromium plated "Soap tray, coat hook , towel bar , toilet paper holder , tooth brush holder , complete to working order "Desigle, rocell "- or approved type	nr	46,911.00
Pb-14	Supplying and fixing Urinal, ball type (Otto, RSL ceramic or equivalent)with brass screws	nr	12,506.00
Pb-15	Supplying and fixing Urinal, ball type (DEW poovit with flush valve) "Rocell"	nr	46,582.00
Pb-16	Supplying and fixing Urinal, ball type - "King" or Approved quality	nr	12,270.00
Pb-17	Supplying and fixing Urinal, ball type (DEW poovit with sensor) "Rocell" for special purpose	nr	68,879.00
Pb-18	Supplying and fixing Closet with footrest, squatting type (Rocell) white colour, with trap .(Squatting pan)	nr	14,836.00
Pb-19	Supplying & fixing plastic high level flushing cistern, squatting type Closet with foot rest, and connected to pipe line (flushing cistern "Rocell ") with brass screws	nr	24,675.00
Pb-20	Supplying and fixing Closet with footrest, squatting type(Large), with trap .(Otto / RSL or equivalent (Suitable fittings can be decided by the engineer depending on the site situation)	nr	8,732.00
Pb-21	Supplying and fixing Closet squatting type (Otto) with trap and foot rest complete with cistern (high level)etc. including ½ stop valve and special flushing cistern(Otto) complete with flush pipes, chain, overflow pipe ...etc.	nr	21,228.00
Pb-22	Flushing cistern low level , porcelain supplying and fixing complete.(with more than 10 years warranty) ("Rocell" "Efi")	nr	16,183.00
Pb-23	Supplying and fixing plastic seat cover slow down for pedestal closets "Rocell - efi"	nr	8,892.00
Pb-24	Supplying and fixing plastic seat cover slow down model for pedestal closets (Otto , RSL or equivalent)	nr	5,018.00
Pb-25	Mirror, bevelled, bath room type, square shape ("Desigle or equivalent") supplying and Fixing to wall with Rawl plugs (18"x24")	nr	6,661.00
Pb-26	Mirror, bath room type, square shape ("Plastic")supplying and Fixing to wall with Rawl plugs (18"x24")	nr	4,692.00
Pb-27	Supplying and fixing, approved quality chromium plated 1/2"bib tap, (Desigle or equivalent)	nr	5,638.00
Pb-28	Supplying and fixing 1/2" Swan neck tap, (Desigle) rate to include 450 mm long flexible hose " Spain" 1/2"Angle valve Chromium plated -"Desigle"	nr	9,109.00
Pb-29	Supplying and fixing 1/2" Push tap, (Desigle or approved quality)	nr	5,203.00
Pb-30	Supplying and fixing 1/2" Doctor tap(elbow action tap), (Desigle or approved quality) rate to include 450 mm long flexible hose " Spain" 1/2"Angle valve Chromium plated - "Desigle"	nr	10,308.00

Plumber

Item Code	Description	Unit	Rate -LKR
Pb-31	Suppling and fixing Cromium plated Pillar tap 1/2" "Desigel" or approved type	nr	8,673.00
Pb-32	Suppling and fixing PVC 1/2"bib tap, (Water Tec/ S lon)	nr	798.00
Pb-33	Suppling and fixingPVC 1/2" Swan neck tap, (S-lon/water tec) rate to include 450 mm long flexible hose " S-lon"	nr	1,706.00
Pb-34	Suppling and fixing approved type 4" chromium plated Shower rose (Desigle or approved Type)	nr	2,629.00
Pb-35	Supplying & fixing 4" P.V.C. Shower rose including 1/2 P. V.C. Valve socket (Water tec)	nr	938.00
Pb-36	Supplying and fixing Bidet shower Plastic (water tec or equivalent)" with 1/2" angle valve PVC	nr	2,928.00
Pb-37	supplying and fixing Bidet shower Chromium plated with 1/2"Angle valve Chromium plated -"Desigle or approved quality"	nr	6,769.00
Pb-38	Suppling and fixing chromium plated Tooth brush holder, to walls with rawl plug "Desigel" or equivalent	nr	8,603.00
Pb-39	Supplying and fixing Tooth brush holder ABS plastic (navrang/sliva world) or approved quality, to walls with rawl plug	nr	1,477.00
Pb-40	Supplying and fixing Towel rail chromium plated to walls with rawl plug- "Desigel" or equivalent (600 mm long)	nr	7,820.00
Pb-41	Supplying and fixing Towel rail ABS plastic(navrang/sliva world) or approved quality, to walls with rawl plug- (600 mm long)	nr	2,549.00
Pb-42	Supplying & fixing chromium plated Double hanging hooks . "Desigel" or equivalent	nr	3,449.00
Pb-43	Supplying and fixing chromium Plated Soap tray (Desigle)	nr	6,180.00
Pb-44	Supplying and fixing Ceramic Soap tray (Rocell)	nr	4,250.00
Pb-45	Supplying and fixing Soap tray (ABS Plastic)	nr	1,321.00
Pb-46	Supplying and fixing Pipes P. V. C. ½" - PNT 14 rate to include socket & joints and also include excavating backfilling or breaking wall or floor upto required depth	m	576.00
Pb-47	Supplying and fixing Pipes P. V. C. 3/4" - PNT 11 rate to include socket & joints and also include excavating backfilling or breaking wall or floor upto required depth	m	759.00
Pb-48	Supplying and fixing Pipes P. V. C. 1" - PNT 7 rate to include socket & joints and also include excavating backfilling or breaking wall or floor upto required depth	m	317.00
Pb-49	Supplying and fixing Pipes P. V. C. 1 1/4" - PNT 7 rate to include socket & joints and also include excavating backfilling or breaking wall or floor upto required depth	m	684.00
Pb-50	Supplying and fixing Pipes P. V. C. 1 1/2" - 600 Type PNT 7 rate to include socket & joints and also include excavating backfilling or breaking wall or floor upto required depth	m	814.00
Pb-51	Supplying and fixing Pipes P. V. C. 2" - 600 Type PNT 7 rate to include socket & joints and also include excavating backfilling or breaking wall or floor upto required depth	m	1,410.00
Pb-52	P.V.C. pipes 110 mm dia.(4") type 600 PNT7 laid under ground not exceeding 600 mm depth. Rate to include for necessary excavation, ct., Con. Bedding & covering with 1:3:6(1") con. mixture. Concrete Paid Separately. For special purpose only	m	4,593.00

Plumber

Item Code	Description	Unit	Rate -LKR
Pb-53	P.V.C. pipes 110 mm dia.(4") type 250 laid under ground not exceeding 600 mm depth. Rate to include for necessary excavation, ct.Con. Bedding & covering with 1:3:6 (1") conc. mixture. Concrete Paid Separately. For special purpose only	m	1,940.00
Pb-54	Supplying and fixing P.V.C. pipes 110 mm dia.(4") type 400 laid with wall mount pipe clip / clamp 1.5m c/c.rate to include scaffolding ...etc	m	3,010.00
Pb-55	Supplying and fixing PVC Door bend 110mm	nr	1,883.00
Pb-56	Supplying and fixing PVC Bend 110mm	nr	1,436.00
Pb-57	Supplying and fixing PVC Door Tee 110mm	nr	2,145.00
Pb-58	Supplying and fixing PVC Equal Tee 110mm	nr	1,807.00
Pb-59	Supplying and fixing PVC Door Y 110mm	nr	2,463.00
Pb-60	Supplying and fixing PVC single Y 110mm	nr	2,078.00
Pb-61	Supplying and fixing , PVC 1/2" Concealed valve"Desigel" Chromium plated	nr	6,876.00
Pb-62	Supplying and fixing ,1/2" Concealed valve PVC "Water Tec"	nr	2,386.00
Pb-63	Supplying and fixing, Chromium plated flexible hose 450 mm long	nr	1,246.00
Pb-64	Supplying and fixing, Chromium plated flexible hose 600 mm long	nr	1,362.00
Pb-65	Supplying and fixing, Chromium plated flexible hose 900 mm long	nr	1,573.00
Pb-66	Supplying and fixing, Plastic Chromium plated hose 450 mm long	nr	827.00
Pb-67	Supplying and fixing, Plastic flexible hose 600 mm long	nr	951.00
Pb-68	Supplying and fixing, Plastic flexible hose 900 mm long	nr	1,230.00
Pb-69	Supplying and fixing, 1/2" tank float valve plastic	nr	4,223.00
Pb-70	Supplying and fixing, 3/4" tank float valve plastic	nr	5,260.00
Pb-71	Supplying and fixing, 1" tank float valve plastic	nr	6,167.00
Pb-72	Supplying and fixing, tank Ball valve 1/2" brass	nr	3,986.00
Pb-73	Supplying and fixing, tank Ball valve 3/4" brass	nr	5,022.00
Pb-74	Supplying and fixing ,tank ball valve 1" brass	nr	5,929.00
Pb-75	Supplying and fixing Stop valve, Plastic 1/2" ."S-lon"/"Water Tec"	nr	1,285.00
Pb-76	Supplying and fixing Stop valve, Plastic 3/4" ."S-lon"/"Water Tec"	nr	1,552.00
Pb-77	Supplying and fixing Stop valve, Plastic 1" ."S-lon /Water Tec"	nr	1,896.00
Pb-78	Supplying and fixing Stop valve, Plastic 1 1/4" ."S-lon /Water Tec"	nr	2,292.00
Pb-79	Supplying and fixing valve cocks, Plastic 1 1/2" ."S-lon /Water Tec"	nr	3,138.00
Pb-80	Supplying and fixing Stop valve, Plastic 2" "S-lon /Water Tec"	nr	4,348.00
Pb-81	Supplying and fixing Stop valve, 1/2" chromium plated -"Desigel"or Approved Quality	nr	3,122.00
Pb-82	Eaves gutter (100 mm Square type) P.V.C. with end cap,miter joints,gutter joints,running head - fixed with PVC bracket @ 300 c/c with 3/4" jaguar nails ... etc.("S lon" or equivalent.)	m	2,023.00
Pb-82a	Eaves gutter (100 mm Square type) P.V.C. with end cap,miter joints,gutter joints,running head - fixed with PVC bracket @ 300 c/c with 3/4" jaguar nails ... etc.(S-lone or equivalent)1st floor	m	2,083.00

Plumber



Item Code	Description	Unit	Rate -LKR
Pb-82b	gutter (100 mm Square type) P.V.C. with end cap,miter joints,gutter joints,running head - fixed with PVC bracket @ 300 c/c with 3/4" jaguar nails ... etc.(S-lone or equivalent) 2nd floor	m	2,124.00
Pb-82c	Eaves gutter (100 mm Square type) P.V.C. with end cap,miter joints,gutter joints,running head - fixed with PVC bracket @ 300 c/c with 3/4" jaguar nails ... etc.("S-lone" equivalent) 3rd floor	m	2,164.00
Pb-82d	Eaves gutter (100 mm Square type) P.V.C. with end cap,miter joints,gutter joints,running head - fixed with PVC bracket @ 300 c/c with 3/4" jaguar nails ... etc.("S-lone" or equivalent) 4th floor	m	2,205.00
Pb-83	Down pipe 90mm dia P.V.C., Elbows 90mm fixed with galvanized clip with nut & bolt @ 750 C/C to wall using 1"x 6 / 1"x 8 brass screws	m	2,074.00
Pb-83a	Down pipe 90mm dia P.V.C., Elbows 90mm fixed with galvanized clip with nut & bolt @ 750 C/C to wall using 1"x 6 / 1"x 8 brass screws in 1st floor	m	2,137.00
Pb-83b	Down pipe 90mm dia P.V.C., Elbows 90mm fixed with galvanized clip with nut & bolt @ 750 C/C to wall using 1"x 6 / 1"x 8 brass screws in 2nd floor	m	2,178.00
Pb-83c	Down pipe 90mm dia P.V.C., Elbows 90mm fixed with galvanized clip with nut & bolt @ 750 C/C to wall using 1"x6 / 1"x 8 brass screws in 3rd floor	m	2,220.00
Pb-83d	Down pipe 90mm dia P.V.C., Elbows 90mm fixed with galvanized clip with nut & bolt @ 750 C/C to wall using 1"x6 / 1"x 8 brass screws. 4th floor	m	2,261.00
Pb-84	Supplying and fixing Zn/Al Eaves gutter (0.47 mm thick AZ150 - thickness certificate necessary) with Silicon joint ,fixed to Brass screws with fixing Aluminium bracket @ 500 mm C/C(Metecno / BlueScope lysaght or equivalent.) approval should be taking from engineer before installation.	m	4,140.00
Pb-84a	Supplying and fixing Zn/Al Eaves gutter ((.47 mm thick AZ150 - thickness certificate necessary)with Silicon joint ,fixed to fascia bolt with fixing bracket @ 500 mm C/C -in 1stfloor(Metecno / BlueScope or equivalent) approval should be taking from engineer before installation.	m	4,264.00
Pb-84b	Supplying and fixing Zn/Al Eaves gutter ((.47 mm thick AZ150 - thickness certificate necessary)with Silicon joint ,fixed to fascia bolt with fixing bracket @ 500 mm C/C -in 2nd floor (Metecno / BlueScope or equivalent) approval should be taking from engineer before installation.	m	4,347.00
Pb-84c	Supplying and fixing Zn/Al Eaves gutter ((.47 mm thick AZ150 - thickness certificate necessary)with Silicon joint ,fixed to fascia bolt with fixing bracket @ 500 mm C/C -in 3rd floor (Metecno / BlueScope or equivalent) approval should be taking from engineer before installation.	m	4,429.00
Pb-84d	Supplying and fixing Zn/Al Eaves gutter ((.47 mm thick AZ150 - thickness certificate necessary)with Silicon joint ,fixed to fascia bolt with fixing bracket @ 500 mm C/C -in 4th floor (Metecno / BlueScope or equivalent) approval should be taking from engineer before installation.	m	4,512.00
Pb-85	Extra over Zn/Al gutters for Stop end (end cap)(Metecno / BlueScope or equivalent)	nr	1,397.00
Pb-86	Extra over Zn/Al gutters for Running head / nozzle with Aluminium gutter strap,gutter bracket(Metecno / BlueScope or equivalent)	nr	3,431.00
Pb-87	Extra over Zn/Al gutters for Angle (mitre joiner/ Gutter box 200 x 200 mm)with gutter strap, Aluminium gutter bracket (Metecno / BlueScope or equivalent)	nr	6,736.00

Plumber

Item Code	Description	Unit	Rate -LKR
Pb-88	Supplying and fixing 100 x 100 Zn/Al Down pipes with Zn/Al Strap (0.47 mm thick AZ150 - thickness certificate necessary) with Silicon joint ,fixed to facia bolt with fixing bracket @ 750 mm C/C with 1"screws...etc (Metecno / BlueScope or equivalent)	m	2,122.00
Pb-88a	Supplying and fixing 100 x 100 Zn/Al Down pipes with Zn/Al Strap (.47 mm thick AZ150 - thickness certificate necessary) with Silicon joint ,fixed to facia bolt with fixing bracket @ 750 mm C/C with 1"screws...etc (Metecno/BlueScope or equivalent) 1st floor	m	2,186.00
Pb-88b	Supplying and fixing 100 x 100 Zn/Al Down pipes with Zn/Al Strap (.47 mm thick AZ150 - thickness certificate necessary) with Silicon joint ,fixed to facia bolt with fixing bracket @ 750 mm C/C with 1"screws ...etc(Metecno/BlueScope or equivalent) 2nd floor	m	2,228.00
Pb-88c	Supplying and fixing 100 x 100 Zn/Al Down pipes with Zn/Al Strap (.47 mm thick AZ150 - thickness certificate necessary) with Silicon joint ,fixed to facia bolt with fixing bracket @ 750 mm C/C with 1"screws...etc (Metecno/BlueScope or equivalent) 3rd floor	m	2,271.00
Pb-88d	Supplying and fixing 100 x 100 Zn/Al Down pipes with Zn/Al Strap (.47 mm thick AZ150 - thickness certificate necessary) with Silicon joint ,fixed to facia bolt with fixing bracket @ 750 mm C/C with 1"screws...etc (Metecno/BlueScope or equivalent) 4th floor	m	2,313.00
Pb-89	Supplying and fixing 500 litters Arpico Plastishell water Tank - hybrid double layer (Pipes, Stop Valve, Ball Valve,Float valve measured separately)	nr	12,006.00
Pb-90	Supplying and fixing 1000 litters Arpico Plastishell water Tank - hybrid double layer (Pipes, Stop Valve, Ball Valve,Float valve measured separately)	nr	23,642.00
Pb-91	Supplying and fixing 2000 litters Arpico Plastishell water tank -hybrid double layer (Pipes, Stop Valve, Ball Valve,Float valve measured separately)	nr	46,278.00
Pb-92	Supplying & fixing 150 mm x 150mm plastic Gully trap with cover	nr	1,155.00
Pb-93	Wash basin available, fixing to wall and connecting to existing water service and making good.	nr	2,153.00
Pb-94	Urinal, ball type "King" available fixing only	nr	3,140.00
Pb-95	Basin, sink or urinal including all fittings, removing from walls as per instruction.	nr	1,030.00
Pb-96	Flushing cistern high level fixing complete (cistern & brackets available) with 1 1/2" brass screws	nr	2,452.00
Pb-97	Sink basin, removing and re-fixing in new position.	nr	4,944.00

Prepared by : 

Approved by :

Checked by : 

 Director of building
 Southern Province
Recommended By : 

 Eng. C. B. Abayadeera
 Director (Engineering)
 Southern Province Engineering Services Office
 Fort - Galle

Item No	Description	Unit	Rate
AL01	Fixing Aluminium Fastener - Supplying and fixing heavy quality Aluminium fastener (any colour) using 5/32x3/8" Al rivets. If required old accessories and rivets should be removed.	nr	550.00
AL02	Fixing Aluminium Crescent Lock - Supplying and fixing heavy quality Aluminium Crescent lock (any colour) using 5/32x3/8" Al rivets. If required old accessories and rivets should be removed.	nr	434.00
AL03	Fixing Bar Hinges - Supplying and fixing 14" SS 304 Bar hinge using 5/32x3/8" Al rivets. If required old accessories and rivets should be removed.	nr	1,440.00
AL04	Fixing 2" Barrel Bolt - Supplying and fixing 2" barrel bolt (any colour) using 1/8x3/8" Al rivets. If required old accessories and rivets should be removed.	nr	351.00
AL05	Fixing 3" Barrel Bolt - Supplying and fixing 3" barrel bolt (any colour) using 1/8x3/8" Al rivets. If required old accessories and rivets should be removed.	nr	422.00
AL06	Fixing 4" Barrel Bolt - Supplying and fixing 4" barrel bolt (any colour) using 1/8x3/8" Al rivets. If required old accessories and rivets should be removed.	nr	499.00
AL07	Fixing 6" Barrel Bolt - Supplying and fixing 6" barrel bolt (any colour) using 1/8x3/8" Al rivets. If required old accessories and rivets should be removed.	nr	680.00
AL08	Fixing 4"x3" Al Hinge - Supplying and fixing 4"x3" Aluminium hinge (any colour) using 1/8x3/8" Al rivets. If required old accessories and rivets should be removed.	nr	422.00
AL09	Fixing 4"x3" SS Hinge - Supplying and fixing 4"x3" SS 304 hinge using 1/8x3/8" Al rivets. If required old accessories and rivets should be removed.	nr	735.00
AL10	Fixing Door Closer - Supplying and fixing door closer (Dhul / New Star or equivalent approved by the Engineer). If required old accessories should be removed.	nr	4,360.00
AL11	Fixing Door Lock - Supplying and fixing door lock (CL or equivalent approved by the Engineer). If required old accessories should be removed.	nr	2,600.00
AL12	Fixing Rubber Beading for Glass - Supplying and fixing rubber beadings (455S) both sides for glass.	m	128.00
AL13	Fixing Rubber Beading for Cladding Board - Supplying and fixing rubber beadings (3303, 3303A) both sides for composite board.	m	140.00
AL14	Fixing Glass for Door/Partition - Supplying and fixing 5mm thick clear glass for doors or partitions with rubber beadings (455S) both sides.	m ²	4,100.00
AL15	Fixing Cladding Board for Door/Partition - Supplying and fixing 4mm thick Al/PVC Double side composite board for doors or partitions with rubber beadings (3303, 3303A) both sides.	m ²	4,180.00
AL16	Fixing Glass for Window - Supplying and fixing 5mm thick clear glass for windows with rubber beadings (674U) both sides.	m ²	5,750.00

ALN01	<p>900x2100mm Natural Anodized Aluminium Panel Door (Top Panel - Glass, Bottom Panel - Cladding Board) - Supplying, fabricating and fixing Aluminium natural anodized paneled door (Top panel - Glass, Bottom panel – Al/PVC Composite board) with frame (1 Nr door sash) as per Drg. No. SPES/RATE23/D/01, Option 1. Overall size of the door frame is 900x2100mm. (Size may be changed according to the site) Door frame consisting top and side bars (76x32mm) with 18x11mm door stopper bar using 5/32x3/8" Al rivets, and fixing with 50x18x2mm Al bracket using 1/8x3/8" Al rivets and 8x1 1/2" ST screws. Frame should be fixed to wall with 10 Nrs of No 6 rowl plugs and 8x3" ST screws. Door sash consisting top bar (80x42mm), side bars (66x45mm hinges side, 70x45mm lock side), middle bar (100x42mm) and bottom bar (120x42mm). 16x15mm clip bar should be used for required bars. Sash frame should be fixed with 38x38x2.5mm Al bracket using 1/8x3/8" Al rivets, 8mm dia. treaded bar with nuts for top and bottom bars. 4mm thick Al/PVC double side composite board for bottom panel and 5mm thick clear glass for top panel should be fixed. Rate should be included for supplying and fixing required Mohair beading, 3303, 3303A and 455S Rubber beadings, 3 Nrs of 100x75mm Al hinges using 5/32x3/8" Al rivets, Al natural anodized door handle (102x40mm) pair with cap nuts, Door lock (CL or equivalent approved by the Engineer), Screws, Pop rivets, Silicone etc.</p>	m ²	26,300.00
ALN02	<p>900x2100mm Natural Anodized Aluminium Panel Door (Top and Bottom Panel - Glass) - Supplying, fabricating and fixing Aluminium natural anodized paneled door (Top and bottom panel - Glass) with frame (1 Nr door sash) as per Drg. No. SPES/RATE23/D/01, Option 2. Overall size of the door frame is 900x2100mm. (Size may be changed according to the site) Door frame consisting top and side bars (76x32mm) with 18x11mm door stopper bar using 5/32x3/8" Al rivets, and fixing with 50x18x2mm Al bracket using 1/8x3/8" Al rivets and 8x1 1/2" ST screws. Frame should be fixed to wall with 10 Nrs of No 6 rowl plugs and 8x3" ST screws. Door sash consisting top bar (80x42mm), side bars (66x45mm hinges side, 70x45mm lock side), middle bar (100x42mm) and bottom bar (120x42mm). 16x15mm clip bar should be used for required bars. Sash frame should be fixed with 38x38x2.5mm Al bracket using 1/8x3/8" Al rivets, 8mm dia. treaded bar with nuts for top and bottom bars. 5mm thick clear glass for top and bottom panels should be fixed. Rate should be included for supplying and fixing required Mohair beading, 455S Rubber beadings, 3 Nrs of 100x75mm Al hinges using 5/32x3/8" Al rivets, Al natural anodized door handle (102x40mm) pair with cap nuts, Door lock (CL or equivalent approved by the Engineer), Screws, Pop rivets, Silicone etc.</p>	m ²	26,200.00
ALN03	<p>1050x2100mm Natural Anodized Aluminium Panel Door (Top Panel - Glass, Bottom Panel - Cladding Board) - Supplying, fabricating and fixing Aluminium natural anodized paneled door (Top panel - Glass, Bottom panel – Al/PVC Composite board) with frame (1 Nr door sash) as per Drg. No. SPES/RATE23/D/02, Option 1. Overall size of the door frame is 1050x2100mm. (Size may be changed according to the site) Door frame consisting top and side bars (76x32mm) with 18x11mm door stopper bar using 5/32x3/8" Al rivets, and fixing with 50x18x2mm Al bracket using 1/8x3/8" Al rivets and 8x1 1/2" ST screws. Frame should be fixed to wall with 10 Nrs of No 6 rowl plugs and 8x3" ST screws. Door sash consisting top bar (80x42mm), side bars (66x45mm hinges side, 70x45mm lock side), middle bar (100x42mm) and bottom bar (120x42mm). 16x15mm clip bar should be used for required bars. Sash frame should be fixed with 38x38x2.5mm Al bracket using 1/8x3/8" Al rivets, 8mm dia. treaded bar with nuts for top and bottom bars. 4mm thick Al/PVC double side composite board for bottom panel and 5mm thick clear glass for top panel should be fixed. Rate should be included for supplying and fixing required Mohair beading, 3303, 3303A and 455S Rubber beadings, 4 Nrs of 100x75mm Al hinges using 5/32x3/8" Al rivets, Al natural anodized door handle (102x40mm) pair with cap nuts, Door lock (CL or equivalent approved by the Engineer), Screws, Pop rivets, Silicone etc.</p>	m ²	24,100.00

ALN04	<p>1050x2100mm Natural Anodized Aluminium Panel Door (Top and Bottom Panel - Glass) - Supplying, fabricating and fixing Aluminium natural anodized paneled door (Top and bottom panel - Glass) with frame (1 Nr door sash) as per Drg. No. SPES/RATE23/D/02, Option 2. Overall size of the door frame is 1050x2100mm. (Size may be changed according to the site) Door frame consisting top and side bars (76x32mm) with 18x11mm door stopper bar using 5/32x3/8" Al rivets, and fixing with 50x18x2mm Al bracket using 1/8x3/8" Al rivets and 8x1 1/2" ST screws. Frame should be fixed to wall with 10 Nrs of No 6 rowl plugs and 8x3" ST screws. Door sash consisting top bar (80x42mm), side bars (66x45mm hinges side, 70x45mm lock side), middle bar (100x42mm) and bottom bar (120x42mm). 16x15mm clip bar should be used for required bars. Sash frame should be fixed with 38x38x2.5mm Al bracket using 1/8x3/8" Al rivets, 8mm dia. treaded bar with nuts for top and bottom bars. 5mm thick clear glass for top and bottom panels should be fixed. Rate should be included for supplying and fixing required Mohair beading, 455S Rubber beadings, 4 Nrs of 100x75mm Al hinges using 5/32x3/8" Al rivets, Al natural anodized door handle (102x40mm) pair with cap nuts, Door lock (CL or equivalent approved by the Engineer), Screws, Pop rivets, Silicone etc.</p>	m ²	24,000.00
ALN05	<p>900x2550mm Natural Anodized Aluminium Panel Door (Top Panel - Glass, Bottom Panel - Cladding Board) with Louvers - Supplying, fabricating and fixing Aluminium natural anodized paneled door (Top panel - Glass, Bottom panel - Al/PVC Composite board) with frame (1 Nr door sash and 2 Nrs 450mm height louver panels at the top) as per Drg. No. SPES/RATE23/D/L/01, Option 1. Overall size of the door frame is 900x2550mm including 450mm high louvers. (Size may be changed according to the site) Door frame consisting top bar (76x32mm), side bars (76x32mm, use 18x11mm door stopper bar at louver height with required Al rivets) horizontal middle bar (76x32mm with 70x4mm clip bar) and vertical middle bar (46x41mm) with 18x11mm door stopper bar around door frame using 5/32x3/8" Al rivets, and fixing with 50x18x2mm Al bracket using 1/8x3/8" Al rivets and 8x1 1/2" ST screws. Louver blades (52x34mm) should be fixed to louver frame bars (20x37mm) using 1/8x1/2" Al rivets, and louver panel fixed to frame using 1/8x1/2" Al rivets. Frame should be fixed to wall with 12 Nrs of No 6 rowl plugs and 8x3" ST screws. Door sash consisting top bar (80x42mm), side bars (66x45mm hinges side, 70x45mm lock side), middle bar (100x42mm) and bottom bar (120x42mm). 16x15mm clip bar should be used for required bars. Sash frame should be fixed with 38x38x2.5mm Al bracket using 1/8x3/8" Al rivets, 8mm dia. treaded bar with nuts for top and bottom bars. 4mm thick Al/PVC double side composite board for bottom panel and 5mm thick clear glass for top panel should be fixed. Rate should be included for supplying and fixing required Mohair beading, 3303, 3303A and 455S Rubber beadings, 3 Nrs of 100x75mm Al hinges using 5/32x3/8" Al rivets, Al natural anodized door handle (102x40mm) pair with cap nuts, Door lock (CL or equivalent approved by the Engineer), Screws, Pop rivets, Silicone etc.</p>	m ²	28,600.00

ALN06	<p>900x2550mm Natural Anodized Aluminium Panel Door (Top and Bottom Panel - Glass) with Louvers - Supplying, fabricating and fixing Aluminium natural anodized paneled door (Top and Bottom panel – Glass) with frame (1 Nr door sash and 2 Nrs 450mm height louver panels at the top) as per Drg. No. SPES/RATE23/D/L/01, Option 2. Overall size of the door frame is 900x2550mm including 450mm high louvers. (Size may be changed according to the site) Door frame consisting top bar (76x32mm), side bars (76x32mm, use 18x11mm door stopper bar at louver height with required Al rivets) horizontal middle bar (76x32mm with 70x4mm clip bar) and vertical middle bar (46x41mm) with 18x11mm door stopper bar around door frame using 5/32x3/8" Al rivets, and fixing with 50x18x2mm Al bracket using 1/8x3/8" Al rivets and 8x1 1/2" ST screws. Louver blades (52x34mm) should be fixed to louver frame bars (20x37mm) using 1/8x1/2" Al rivets, and louver panel fixed to frame using 1/8x1/2" Al rivets. Frame should be fixed to wall with 12 Nrs of No 6 rowl plugs and 8x3" ST screws. Door sash consisting top bar (80x42mm), side bars (66x45mm hinges side, 70x45mm lock side), middle bar (100x42mm) and bottom bar (120x42mm). 16x15mm clip bar should be used for required bars. Sash frame should be fixed with 38x38x2.5mm Al bracket using 1/8x3/8" Al rivets, 8mm dia. treaded bar with nuts for top and bottom bars. 5mm thick clear glass for top and bottom panel should be fixed. Rate should be included for supplying and fixing required Mohair beading, 455S Rubber beadings, 3 Nrs of 100x75mm Al hinges using 5/32x3/8" Al rivets, Al natural anodized door handle (102x40mm) pair with cap nuts, Door lock (CL or equivalent approved by the Engineer), Screws, Pop rivets, Silicone etc.</p>	m ²	28,100.00
ALN07	<p>900x2550mm Natural Anodized Aluminium Panel Door (Top Panel - Glass, Bottom Panel - Cladding Board) with Fix Glass - Supplying, fabricating and fixing Aluminium natural anodized paneled door (Top panel - Glass, Bottom panel – Al/PVC Composite board) with frame (1 Nr door sash and 2 Nrs 450mm height fix glass panels at the top) as per Drg. No. SPES/RATE23/D/F/01, Option 1. Overall size of the door frame is 900x2550mm including 450mm high fix glass. (Size may be changed according to the site) Door frame consisting top bar (76x32mm), side bars (76x32mm) horizontal middle bar (75x32mm with 70x11mm clip bar and 31x19mm clip bar) and vertical middle bar (76x32mm with 70x11mm clip bar) with 18x11mm door stopper bar around door frame using 5/32x3/8" Al rivets, and fixing with 50x18x2mm Al bracket using 1/8x3/8" Al rivets and 8x1 1/2" ST screws. Frame top panels should be fixed with 5mm thick clear glass using 455S rubber beading. Frame should be fixed to wall with 12 Nrs of No 6 rowl plugs and 8x3" ST screws. Door sash consisting top bar (80x42mm), side bars (66x45mm hinges side, 70x45mm lock side), middle bar (100x42mm) and bottom bar (120x42mm). 16x15mm clip bar should be used for required bars. Sash frame should be fixed with 38x38x2.5mm Al bracket using 1/8x3/8" Al rivets, 8mm dia. treaded bar with nuts for top and bottom bars. 4mm thick Al/PVC double side composite board for bottom panel and 5mm thick clear glass for top panel should be fixed. Rate should be included for supplying and fixing required Mohair beading, 3303, 3303A and 455S Rubber beadings, 3 Nrs of 100x75mm Al hinges using 5/32x3/8" Al rivets, Al natural anodized door handle (102x40mm) pair with cap nuts, Door lock (CL or equivalent approved by the Engineer), Screws, Pop rivets, Silicone etc.</p>	m ²	25,500.00

ALN08	<p>900x2550mm Natural Anodized Aluminium Panel Door (Top and Bottom Panel - Glass) with Fix Glass - Supplying, fabricating and fixing Aluminium natural anodized paneled door (Top and Bottom panel – Glass) with frame (1 Nr door sash and 2 Nrs 450mm height fix glass panels at the top) as per Drg. No. SPES/RATE23/D/F/01, Option 2. Overall size of the door frame is 900x2550mm including 450mm high fix glass. (Size may be changed according to the site) Door frame consisting top bar (76x32mm), side bars (76x32mm) horizontal middle bar (75x32mm with 70x11mm clip bar and 31x19mm clip bar) and vertical middle bar (76x32mm with 70x11mm clip bar) with 18x11mm door stopper bar around door frame using 5/32x3/8" Al rivets, and fixing with 50x18x2mm Al bracket using 1/8x3/8" Al rivets and 8x1 1/2" ST screws. Frame top panels should be fixed with 5mm thick clear glass using 455S rubber beading. Frame should be fixed to wall with 12 Nrs of No 6 rowl plugs and 8x3" ST screws. Door sash consisting top bar (80x42mm), side bars (66x45mm hinges side, 70x45mm lock side), middle bar (100x42mm) and bottom bar (120x42mm). 16x15mm clip bar should be used for required bars. Sash frame should be fixed with 38x38x2.5mm Al bracket using 1/8x3/8" Al rivets, 8mm dia. treaded bar with nuts for top and bottom bars. 5mm thick clear glass for top and bottom panels should be fixed. Rate should be included for supplying and fixing required Mohair beading, 455S Rubber beadings, 3 Nrs of 100x75mm Al hinges using 5/32x3/8" Al rivets, Al natural anodized door handle (102x40mm) pair with cap nuts, Door lock (CL or equivalent approved by the Engineer), Screws, Pop rivets, Silicone etc.</p>	m ²	25,500.00
ALN09	<p>1050x2550mm Natural Anodized Aluminium Panel Door (Top Panel - Glass, Bottom Panel - Cladding Board) with Louvers - Supplying, fabricating and fixing Aluminium natural anodized paneled door (Top panel - Glass, Bottom panel – Al/PVC Composite board) with frame (1 Nr door sash and 2 Nrs 450mm height louver panels at the top) as per Drg. No. SPES/RATE23/D/L/02, Option 1. Overall size of the door frame is 1050x2550mm including 450mm high louvers. (Size may be changed according to the site) Door frame consisting top bar (76x32mm), side bars (76x32mm, use 18x11mm door stopper bar at louver height with required Al rivets) horizontal middle bar (76x32mm with 70x4mm clip bar) and vertical middle bar (46x41mm) with 18x11mm door stopper bar around door frame using 5/32x3/8" Al rivets, and fixing with 50x18x2mm Al bracket using 1/8x3/8" Al rivets and 8x1 1/2" ST screws. Louver blades (52x34mm) should be fixed to louver frame bars (20x37mm) using 1/8x1/2" Al rivets, and louver panel fixed to frame using 1/8x1/2" Al rivets. Frame should be fixed to wall with 12 Nrs of No 6 rowl plugs and 8x3" ST screws. Door sash consisting top bar (80x42mm), side bars (66x45mm hinges side, 70x45mm lock side), middle bar (100x42mm) and bottom bar (120x42mm). 16x15mm clip bar should be used for required bars. Sash frame should be fixed with 38x38x2.5mm Al bracket using 1/8x3/8" Al rivets, 8mm dia. treaded bar with nuts for top and bottom bars. 4mm thick Al/PVC double side composite board for bottom panel and 5mm thick clear glass for top panel should be fixed. Rate should be included for supplying and fixing required Mohair beading, 3303, 3303A and 455S Rubber beadings, 4 Nrs of 100x75mm Al hinges using 5/32x3/8" Al rivets, Al natural anodized door handle (102x40mm) pair with cap nuts, Door lock (CL or equivalent approved by the Engineer), Screws, Pop rivets, Silicone etc.</p>	m ²	25,800.00

ALN10	<p>1050x2550mm Natural Anodized Aluminium Panel Door (Top and Bottom Panel - Glass) with Louvers - Supplying, fabricating and fixing Aluminium natural anodized paneled door (Top and Bottom panel – Glass) with frame (1 Nr door sash and 2 Nrs 450mm height louver panels at the top) as per Drg. No. SPES/RATE23/D/L/02, Option 2. Overall size of the door frame is 1050x2550mm including 450mm high louvers. (Size may be changed according to the site) Door frame consisting top bar (76x32mm), side bars (76x32mm, use 18x11mm door stopper bar at louver height with required Al rivets) horizontal middle bar (76x32mm with 70x4mm clip bar) and vertical middle bar (46x41mm) with 18x11mm door stopper bar around door frame using 5/32x3/8" Al rivets, and fixing with 50x18x2mm Al bracket using 1/8x3/8" Al rivets and 8x1 1/2" ST screws. Louver blades (52x34mm) should be fixed to louver frame bars (20x37mm) using 1/8x1/2" Al rivets, and louver panel fixed to frame using 1/8x1/2" Al rivets. Frame should be fixed to wall with 12 Nrs of No 6 rowl plugs and 8x3" ST screws. Door sash consisting top bar (80x42mm), side bars (66x45mm hinges side, 70x45mm lock side), middle bar (100x42mm) and bottom bar (120x42mm). 16x15mm clip bar should be used for required bars. Sash frame should be fixed with 38x38x2.5mm Al bracket using 1/8x3/8" Al rivets, 8mm dia. treaded bar with nuts for top and bottom bars. 5mm thick clear glass for top and bottom panel should be fixed. Rate should be included for supplying and fixing required Mohair beading, 455S Rubber beadings, 4 Nrs of 100x75mm Al hinges using 5/32x3/8" Al rivets, Al natural anodized door handle (102x40mm) pair with cap nuts, Door lock (CL or equivalent approved by the Engineer), Screws, Pop rivets, Silicone etc.</p>	m ²	25,800.00
ALN11	<p>1050x2550mm Natural Anodized Aluminium Panel Door (Top Panel - Glass, Bottom Panel - Cladding Board) with Fix Glass - Supplying, fabricating and fixing Aluminium natural anodized paneled door (Top panel - Glass, Bottom panel – Al/PVC Composite board) with frame (1 Nr door sash and 2 Nrs 450mm height fix glass panels at the top) as per Drg. No. SPES/RATE23/D/F/02, Option 1. Overall size of the door frame is 1050x2550mm including 450mm high fix glass. (Size may be changed according to the site) Door frame consisting top bar (76x32mm), side bars (76x32mm) horizontal middle bar (75x32mm with 70x11mm clip bar and 31x19mm clip bar) and vertical middle bar (76x32mm with 70x11mm clip bar) with 18x11mm door stopper bar around door frame using 5/32x3/8" Al rivets, and fixing with 50x18x2mm Al bracket using 1/8x3/8" Al rivets and 8x1 1/2" ST screws. Frame top panels should be fixed with 5mm thick clear glass using 455S rubber beading. Frame should be fixed to wall with 12 Nrs of No 6 rowl plugs and 8x3" ST screws. Door sash consisting top bar (80x42mm), side bars (66x45mm hinges side, 70x45mm lock side), middle bar (100x42mm) and bottom bar (120x42mm). 16x15mm clip bar should be used for required bars. Sash frame should be fixed with 38x38x2.5mm Al bracket using 1/8x3/8" Al rivets, 8mm dia. treaded bar with nuts for top and bottom bars. 4mm thick Al/PVC double side composite board for bottom panel and 5mm thick clear glass for top panel should be fixed. Rate should be included for supplying and fixing required Mohair beading, 3303, 3303A and 455S Rubber beadings, 4 Nrs of 100x75mm Al hinges using 5/32x3/8" Al rivets, Al natural anodized door handle (102x40mm) pair with cap nuts, Door lock (CL or equivalent approved by the Engineer), Screws, Pop rivets, Silicone etc.</p>	m ²	23,300.00

ALN12	<p>1050x2550mm Natural Anodized Aluminium Panel Door (Top and Bottom Panel - Glass) with Fix Glass - Supplying, fabricating and fixing Aluminium natural anodized paneled door (Top and Bottom panel – Glass) with frame (1 Nr door sash and 2 Nrs 450mm height fix glass panels at the top) as per Drg. No. SPES/RATE23/D/F/02, Option 2. Overall size of the door frame is 1050x2550mm including 450mm high fix glass. (Size may be changed according to the site) Door frame consisting top bar (76x32mm), side bars (76x32mm) horizontal middle bar (75x32mm with 70x11mm clip bar and 31x19mm clip bar) and vertical middle bar (76x32mm with 70x11mm clip bar) with 18x11mm door stopper bar around door frame using 5/32x3/8" Al rivets, and fixing with 50x18x2mm Al bracket using 1/8x3/8" Al rivets and 8x1 1/2" ST screws. Frame top panels should be fixed with 5mm thick clear glass using 455S rubber beading. Frame should be fixed to wall with 12 Nrs of No 6 rowl plugs and 8x3" ST screws. Door sash consisting top bar (80x42mm), side bars (66x45mm hinges side, 70x45mm lock side), middle bar (100x42mm) and bottom bar (120x42mm). 16x15mm clip bar should be used for required bars. Sash frame should be fixed with 38x38x2.5mm Al bracket using 1/8x3/8" Al rivets, 8mm dia. treaded bar with nuts for top and bottom bars. 5mm thick clear glass for top and bottom panels should be fixed. Rate should be included for supplying and fixing required Mohair beading, 455S Rubber beadings, 4 Nrs of 100x75mm Al hinges using 5/32x3/8" Al rivets, Al natural anodized door handle (102x40mm) pair with cap nuts, Door lock (CL or equivalent approved by the Engineer), Screws, Pop rivets, Silicone etc.</p>	m ²	23,300.00
ALN13	<p>1500x2100mm Natural Anodized Aluminium Panel Double Door (Top Panel - Glass, Bottom Panel - Cladding Board) - Supplying, fabricating and fixing Aluminium natural anodized paneled door (Top panel - Glass, Bottom panel – Al/PVC Composite board) with frame (2 Nrs door sash) as per Drg. No. SPES/RATE23/DD/01, Option 1. Overall size of the door frame is 1500x2100mm. (Size may be changed according to the site) Door frame consisting top and side bars (76x32mm) with 18x11mm door stopper bar using 5/32x3/8" Al rivets, and fixing with 50x18x2mm Al bracket using 1/8x3/8" Al rivets and 8x1 1/2" ST screws. Frame should be fixed to wall with 12 Nrs of No 6 rowl plugs and 8x3" ST screws. Door sash consisting top bar (80x42mm), side bars (66x45mm hinges side, 70x45mm lock side), middle bar (100x42mm) and bottom bar (120x42mm). 16x15mm clip bar should be used for required bars. Sash frame should be fixed with 38x38x2.5mm Al bracket using 1/8x3/8" Al rivets, 8mm dia. treaded bar with nuts for top and bottom bars. 4mm thick Al/PVC double side composite board for bottom panel and 5mm thick clear glass for top panel should be fixed. Rate should be included for supplying and fixing required Mohair beading, 3303, 3303A and 455S Rubber beadings, 6 Nrs of 100x75mm Al hinges using 5/32x3/8" Al rivets, 2 Nrs of Al natural anodized door handle (102x40mm) pair with cap nuts, Door lock (CL or equivalent approved by the Engineer), Screws, Pop rivets, Silicone etc.</p>	m ²	25,900.00
ALN14	<p>1500x2100mm Natural Anodized Aluminium Panel Double Door (Top and Bottom Panel - Glass) - Supplying, fabricating and fixing Aluminium natural anodized paneled door (Top and Bottom panel – Glass) with frame (2 Nrs door sash) as per Drg. No. SPES/RATE23/DD/01, Option 2. Overall size of the door frame is 1500x2100mm. (Size may be changed according to the site) Door frame consisting top and side bars (76x32mm) with 18x11mm door stopper bar using 5/32x3/8" Al rivets, and fixing with 50x18x2mm Al bracket using 1/8x3/8" Al rivets and 8x1 1/2" ST screws. Frame should be fixed to wall with 12 Nrs of No 6 rowl plugs and 8x3" ST screws. Door sash consisting top bar (80x42mm), side bars (66x45mm hinges side, 70x45mm lock side), middle bar (100x42mm) and bottom bar (120x42mm). 16x15mm clip bar should be used for required bars. Sash frame should be fixed with 38x38x2.5mm Al bracket using 1/8x3/8" Al rivets, 8mm dia. treaded bar with nuts for top and bottom bars. 5mm thick clear glass for top and bottom panel should be fixed. Rate should be included for supplying and fixing required Mohair beading, 455S Rubber beadings, 6 Nrs of 100x75mm Al hinges using 5/32x3/8" Al rivets, 2 Nrs of Al natural anodized door handle (102x40mm) pair with cap nuts, Door lock (CL or equivalent approved by the Engineer), Screws, Pop rivets, Silicone etc.</p>	m ²	25,800.00

ALN15	<p>1050x2100mm Natural Anodized Aluminium Panel Single Swing Door (Top Panel - Glass, Bottom Panel - Cladding Board) - Supplying, fabricating and fixing Aluminium natural anodized paneled swing door (Top panel - Glass, Bottom panel – Al/PVC Composite board) with frame (1 Nr door sash) as per Drg. No. SPES/RATE23/D/S/01, Option 1. Overall size of the door frame is 1050x2100mm. (Size may be changed according to the site) Door frame consisting top and side bars (100 x 45 x 1.2mm box bar) and fixing with 38 x38 x 2.5mm Al bracket using 1/8 x 3/8" Al rivets. Frame should be fixed to wall with 15 Nrs of No 6 rowl plugs and 8x3" ST screws. Door sash consisting top bar (80 x 42mm), side bars (70 x 45mm), middle bar (100 x 42mm) and bottom bar (120 x 42mm). 16x15mm clip bar should be used for required bars. Sash frame should be fixed with 38 x 38 x 2.5mm Al bracket using 1/8 x 3/8" Al rivets, 8mm dia. treaded bar with nuts for top and bottom bars. 4mm thick Al/PVC double side composite board for bottom panel and 5mm thick clear glass for top panel should be fixed. Rate should be included for supplying and fixing required Mohair beading, 3303, 3303A and 455S rubber beadings, 1 Nrs of Floor hinges (VVP or equivalent approved by the Engineer, required one year warranty) with arm and pivot, 2 Nrs of SS bend door handle, Door lock (CL or equivalent approved by the Engineer), Screws, Pop rivets, Silicone etc.</p>	m ²	33,700.00
ALN16	<p>1050x2100mm Natural Anodized Aluminium Panel Single Swing Door (Top and Bottom Panel - Glass) - Supplying, fabricating and fixing Aluminium natural anodized paneled swing door (Top and bottom panel - Glass) with frame (1 Nr door sash) as per Drg. No. SPES/RATE23/D/S/01, Option 2. Overall size of the door frame is 1050x2100mm. (Size may be changed according to the site) Door frame consisting top and side bars (100x45x1.2mm box bar) and fixing with 38x38x2.5mm Al bracket using 1/8x3/8" Al rivets. Frame should be fixed to wall with 15 Nrs of No 6 rowl plugs and 8x3" ST screws. Door sash consisting top bar (80x42mm), side bars (70x45mm), middle bar (100x42mm) and bottom bar (120x42mm). 16x15mm clip bar should be used for required bars. Sash frame should be fixed with 38x38x2.5mm Al bracket using 1/8x3/8" Al rivets, 8mm dia. treaded bar with nuts for top and bottom bars. 5mm thick clear glass for top and bottom panel should be fixed. Rate should be included for supplying and fixing required Mohair beading, 455S Rubber beadings, 1 Nrs of Floor hinges (VVP or equivalent approved by the Engineer, required one year warranty) with arm and pivot, 2 Nrs of SS bend door handle, Door lock (CL or equivalent approved by the Engineer), Screws, Pop rivets, Silicone etc.</p>	m ²	33,600.00
ALN17	<p>1800x2100mm Natural Anodized Aluminium Panel Double Swing Door (Top Panel - Glass, Bottom Panel - Cladding Board) - Supplying, fabricating and fixing Aluminium natural anodized paneled swing door (Top panel - Glass, Bottom panel – Al/PVC Composite board) with frame (2 Nrs door sash) as per Drg. No. SPES/RATE23/DD/S/01, Option 1. Overall size of the door frame is 1800x2100mm. (Size may be changed according to the site) Door frame consisting top and side bars (100x45x1.2mm box bar) and fixing with 38x38x2.5mm Al bracket using 1/8x3/8" Al rivets. Frame should be fixed to wall with 17 Nrs of No 6 rowl plugs and 8x3" ST screws. Door sash consisting top bar (80x42mm), side bars (70x45mm), middle bar (100x42mm) and bottom bar (120x42mm). 16x15mm clip bar should be used for required bars. Sash frame should be fixed with 38x38x2.5mm Al bracket using 1/8x3/8" Al rivets, 8mm dia. treaded bar with nuts for top and bottom bars. 4mm thick Al/PVC double side composite board for bottom panel and 5mm thick clear glass for top panel should be fixed. Rate should be included for supplying and fixing required Mohair beading, 3303, 3303A and 455S Rubber beadings, 2 Nrs of Floor hinges (VVP or equivalent approved by the Engineer, required one year warranty) with arm and pivot, 4 Nrs of SS bend door handle, Door lock (CL or equivalent approved by the Engineer), Screws, Pop rivets, Silicone etc.</p>	m ²	33,900.00

ALN18	<p>1800x2100mm Natural Anodized Aluminium Panel Double Swing Door (Top and Bottom Panel - Glass) - Supplying, fabricating and fixing Aluminium natural anodized paneled swing door (Top and Bottom panel - Glass) with frame (2 Nrs door sash) as per Drg. No. SPES/RATE23/DD/S/01, Option 2. Overall size of the door frame is 1800x2100mm. (Size may be changed according to the site) Door frame consisting top and side bars (100x45x1.2mm box bar) and fixing with 38x38x2.5mm Al bracket using 1/8x3/8" Al rivets. Frame should be fixed to wall with 17 Nrs of No 6 rowl plugs and 8x3" ST screws. Door sash consisting top bar (80x42mm), side bars (70x45mm), middle bar (100x42mm) and bottom bar (120x42mm). 16x15mm clip bar should be used for required bars. Sash frame should be fixed with 38x38x2.5mm Al bracket using 1/8x3/8" Al rivets, 8mm dia. treaded bar with nuts for top and bottom bars. 5mm thick clear glass for top and bottom panel should be fixed. Rate should be included for supplying and fixing required Mohair beading, 455S Rubber beadings, 2 Nrs of Floor hinges (VVP or equivalent approved by the Engineer, required one year warranty) with arm and pivot, 4 Nrs of SS bend door handle, Door lock (CL or equivalent approved by the Engineer), Screws, Pop rivets, Silicone etc.</p>	m ²	33,900.00
ALN19	<p>900x2100mm Natural Anodized Aluminium Panel Sliding Door (Top Panel - Glass, Bottom Panel - Cladding Board) - Supplying, fabricating and fixing Aluminium natural anodized paneled sliding door (Top panel - Glass, Bottom panel - Al/PVC Composite board) with frame (1 Nr door sash) as per Drg. No. SPES/RATE23/SD/01, Option 1. Overall size of the door frame is 900x2100mm. (Size may be changed according to the site) Door frame consisting top rail (40x33mm), bottom rail (40x20mm) and side bars (40x24mm), and fixing using 8x1 1/2" ST screws. Frame should be fixed to wall with 14 Nrs of No 6 rowl plugs and 8x2" ST screws. Door sash consisting top bar (22x32mm), side bars (50x26mm), middle bar (22x30mm) and bottom bar (22x56mm). Sash frame should be fixed using 8x1 1/2" ST screws. 4mm thick Al/PVC double side composite board for bottom panel and 5mm thick clear glass for top panel should be fixed. Rate should be included for supplying and fixing required 3303, 3303A and 455S Rubber beadings, 2 Nrs of Adjustable rollers, 4 Nrs of Guide runners for the top, 2 Nrs of Aluminium plate door handles, Door lock (CL or equivalent approved by the Engineer), Screws, Pop rivets, Hole buttons, Silicone etc. (Frame height and door sash width should be measured for payments)</p>	m ²	17,700.00
ALN20	<p>900x2100mm Natural Anodized Aluminium Panel Sliding Door (Top and Bottom Panel - Glass) - Supplying, fabricating and fixing Aluminium natural anodized paneled sliding door (Top and bottom panel - Glass) with frame (1 Nr door sash) as per Drg. No. SPES/RATE23/SD/01, Option 2. Overall size of the door frame is 900x2100mm. (Size may be changed according to the site) Door frame consisting top rail (40x33mm), bottom rail (40x20mm) and side bars (40x24mm), and fixing using 8x1 1/2" ST screws. Frame should be fixed to wall with 14 Nrs of No 6 rowl plugs and 8x2" ST screws. Door sash consisting top bar (22x32mm), side bars (50x26mm), middle bar (22x30mm) and bottom bar (22x56mm). Sash frame should be fixed using 8x1 1/2" ST screws. 5mm thick clear glass for top and bottom panels should be fixed. Rate should be included for supplying and fixing required 455S Rubber beadings, 2 Nrs of Adjustable rollers, 4 Nrs of Guide runners for the top, 2 Nrs of Aluminium plate door handles, Door lock (CL or equivalent approved by the Engineer), Screws, Pop rivets, Hole buttons, Silicone etc. (Frame height and door sash width should be measured for payments)</p>	m ²	17,700.00

ALN21	<p>Wash Room/ Toilet Door - 750x2100mm Natural Anodized Aluminium Panel Door (Top and Bottom Panel - Cladding Board) - Supplying, fabricating and fixing Aluminium natural anodized paneled door (Top and Bottom panel – Al/PVC Composite board) with frame (1 Nr door sash) as per Drg. No. SPES/RATE23/D/03. Overall size of the door frame is 750x2100mm. (Size may be changed according to the site) Door frame consisting top and side bars (76x23mm), and fixing with 38x38x2.5mm Al bracket using 1/8x3/8" Al rivets. Frame should be fixed to wall with 8 Nrs of No 6 rowl plugs and 8x3" ST screws. Door sash consisting top and bottom bar (80x42mm), side bars (66x45mm hinges side, 70x45mm lock side) and middle bar (100x42mm). 16x15mm clip bar should be used for required bars. Sash frame should be fixed with 38x38x2.5mm Al bracket using 1/8x3/8" Al rivets, 8mm dia. treaded bar with nuts for top and bottom bars. 3mm thick Al/PVC double side composite board for top and bottom panels should be fixed. Rate should be included for supplying and fixing required Mohair beading, 3303A Rubber beadings, 3 Nrs of 100x75mm Aluminium hinges using 5/32x3/8" Al rivets, 2 Nrs of Aluminium plate door handle, Door lock (CL or equivalent approved by the Engineer), 2 Nrs of 3" Al Barrel Bolt, Screws, Pop rivets, Silicone etc.</p>	m ²	25,900.00
ALN22	<p>Normal Toilet Door - 750x1950mm Natural Anodized Aluminium Fully Cladding Door - Supplying, fabricating and fixing Aluminium natural anodized fully composite board (Al/PVC Composite board) door with frame (1 Nr door sash) as per Drg. No. SPES/RATE23/D/04. Overall size of the door frame is 750x1950mm. (Size may be changed according to the site) Door frame consisting top and side bars (50x25x0.9mm box bars) with 18x11mm door stopper bar using 5/32x3/8" Al rivets and fixing with 38x38x2.5mm Al bracket using 1/8x3/8" Al rivets. Frame should be fixed to wall with 8 Nrs of No 6 rowl plugs and 8x3" ST screws. Door sash consisting top, sides, bottom and 2 Nrs of middle bars (50x25x0.9mm box bars). Sash frame should be fixed with 38x38x2.5mm Al bracket using 1/8x3/8" Al rivets, 3mm thick Al/PVC double side composite board for full door should be fixed using 1/8x3/8" Al rivets. Rate should be included for supplying and fixing required Mohair beading, 3 Nrs of 100x75mm Aluminium hinges using 5/32x3/8" Al rivets, 2 Nrs of Aluminium plate door handle, 2 Nrs of 2" Al Barrel Bolt, Screws, Pop rivets, Silicone etc.</p>	m ²	15,400.00
ALN23	<p>600x1200mm Natural Anodized Aluminium Casement Window (1 Sash) - Supplying, fabricating and fixing Aluminium natural anodized casement window with frame (1 Nr window sash) as per Drg. No. SPES/RATE23/CW/01. Overall size of the window frame is 600x1200mm. (Size may be changed according to the site) Window frame consisting top, bottom and side bars (41x31mm), and fixing with 38x38x2.5mm Al bracket using 1/8x3/8" Al rivets. Frame should be fixed to wall with 10 Nrs of No 6 rowl plugs and 8x2" ST screws. Window sash consisting top, bottom and side bars (40x35mm) should be fixed using 8x1 1/2" ST screws, and 5mm thick clear glass. Rate should be included for supplying and fixing required 437K Rubber beading, 674U Rubber beading, 2 Nrs of 14" SS 304 bar hinges using 5/32x3/8" Al rivets, 1 Nrs of heavy quality Al fasteners using 5/32x3/8" Al rivets, Screws, Pop rivets, Silicone etc.</p>	m ²	27,400.00
ALN24	<p>1200x1200mm Natural Anodized Aluminium Casement Window (2 Sashes) - Supplying, fabricating and fixing Aluminium natural anodized casement window with frame (2 Nrs window sashes) as per Drg. No. SPES/RATE23/CW/02. Overall size of the window frame is 1200x1200mm. (Size may be changed according to the site) Window frame consisting top, bottom and side bars (41x31mm), middle bars (46x41mm), and fixing with 38x38x2.5mm Al bracket using 1/8x3/8" Al rivets and 8x1 1/2" ST screws. Frame should be fixed to wall with 12 Nrs of No 6 rowl plugs and 8x2" ST screws. Window sash consisting top, bottom and side bars (40x35mm) should be fixed using 8x1 1/2" ST screws, and 5mm thick clear glass. Rate should be included for supplying and fixing required 437K Rubber beading, 674U Rubber beading, 4 Nrs of 14" SS 304 bar hinges using 5/32x3/8" Al rivets, 2 Nrs of heavy quality Al fasteners using 5/32x3/8" Al rivets, Screws, Pop rivets, Silicone etc.</p>	m ²	26,100.00

ALN25	1800x1200mm Natural Anodized Aluminium Casement Window (3 Sashes) - Supplying, fabricating and fixing Aluminium natural anodized casement window with frame (3 Nrs window sashes) as per Drg. No. SPES/RATE23/CW/03. Overall size of the window frame is 1800x1200mm. (Size may be changed according to the site) Window frame consisting top, bottom and side bars (41x31mm), middle bars (46x41mm), and fixing with 38x38x2.5mm Al bracket using 1/8x3/8" Al rivets and 8x1 1/2" ST screws. Frame should be fixed to wall with 14 Nrs of No 6 rowl plugs and 8x2" ST screws. Window sash consisting top, bottom and side bars (40x35mm) should be fixed using 8x1 1/2" ST screws, and 5mm thick clear glass. Rate should be included for supplying and fixing required 437K Rubber beading, 674U Rubber beading, 6 Nrs of 14" SS 304 bar hinges using 5/32x3/8" Al rivets, 3 Nrs of heavy quality Al fasteners using 5/32x3/8" Al rivets, Screws, Pop rivets, Silicone etc.	m ²	25,700.00
ALN26	2400x1200mm Natural Anodized Aluminium Casement Window (4 Sashes) - Supplying, fabricating and fixing Aluminium natural anodized casement window with frame (4 Nrs window sashes) as per Drg. No. SPES/RATE23/CW/04. Overall size of the window frame is 2400x1200mm. (Size may be changed according to the site) Window frame consisting top, bottom and side bars (41x31mm), middle bars (46x41mm), and fixing with 38x38x2.5mm Al bracket using 1/8x3/8" Al rivets and 8x1 1/2" ST screws. Frame should be fixed to wall with 16 Nrs of No 6 rowl plugs and 8x2" ST screws. Window sash consisting top, bottom and side bars (40x35mm) should be fixed using 8x1 1/2" ST screws, and 5mm thick clear glass. Rate should be included for supplying and fixing required 437K Rubber beading, 674U Rubber beading, 8 Nrs of 14" SS 304 bar hinges using 5/32x3/8" Al rivets, 4 Nrs of heavy quality Al fasteners using 5/32x3/8" Al rivets, Screws, Pop rivets, Silicone etc.	m ²	25,500.00
ALN27	3000x1200mm Natural Anodized Aluminium Casement Window (5 Sashes) - Supplying, fabricating and fixing Aluminium natural anodized casement window with frame (5 Nrs window sashes) as per Drg. No. SPES/RATE23/CW/05. Overall size of the window frame is 3000x1200mm. (Size may be changed according to the site) Window frame consisting top, bottom and side bars (41x31mm), middle bars (46x41mm), and fixing with 38x38x2.5mm Al bracket using 1/8x3/8" Al rivets and 8x1 1/2" ST screws. Frame should be fixed to wall with 18 Nrs of No 6 rowl plugs and 8x2" ST screws. Window sash consisting top, bottom and side bars (40x35mm) should be fixed using 8x1 1/2" ST screws, and 5mm thick clear glass. Rate should be included for supplying and fixing required 437K rubber beading, 674U rubber beading, 10 Nrs of 14" SS 304 bar hinges using 5/32x3/8" Al rivets, 5 Nrs of heavy quality Al fasteners using 5/32x3/8" Al rivets, Screws, Pop rivets, Silicone etc.	m ²	25,400.00
ALN28	600x1650mm Natural Anodized Aluminium Casement Window (1 Sashes) with Fix Glass (1 Fix Glasses at the top) - Supplying, fabricating and fixing Aluminium natural anodized casement window with frame (1 Nr window sash and 1 Nr fix glass at the top) as per Drg. No. SPES/RATE23/CW/L/01. Overall size of the window frame is 600x1650mm including 450mm high fix glasses. (Size may be changed according to the site) Window frame consisting top, bottom and side bars (41x31mm), horizontal middle bar (46x41mm), and fixing with 38x38x2.5mm Al bracket using 1/8x3/8" Al rivets and 8x1 1/2" ST screws. Frame should be fixed to wall with 12 Nrs of No 6 rowl plugs and 8x2" ST screws. Frame top panel should be fixed with 5mm thick clear glass using 34x18mm clip bar and 455S rubber beading. Window sash consisting top, bottom and side bars (40x35mm) should be fixed using 8x1 1/2" ST screws, and 5mm thick clear glass. Rate should be included for supplying and fixing required 437K Rubber beading, 674U Rubber beading, 2 Nrs of 14" SS 304 bar hinges using 5/32x3/8" Al rivets, 1 Nr of heavy quality Al fasteners using 5/32x3/8" Al rivets, Screws, Pop rivets, Silicone etc.	m ²	24,700.00

ALN29	<p>1200x1650mm Natural Anodized Aluminium Casement Window (2 Sashes) with Fix Glass (2 Fix Glasses at the top) - Supplying, fabricating and fixing Aluminium natural anodized casement window with frame (2 Nrs window sashes and 2 Nrs fix glasses at the top) as per Drg. No. SPES/RATE23/CW/L/02. Overall size of the window frame is 1200x1650mm including 450mm high fix glasses. (Size may be changed according to the site) Window frame consisting top, bottom and side bars (41x31mm), vertical and horizontal middle bars (46x41mm), and fixing with 38x38x2.5mm Al bracket using 1/8x3/8" Al rivets and 8x1 1/2" ST screws. Frame should be fixed to wall with 14 Nrs of No 6 rowl plugs and 8x2" ST screws. Frame top panels should be fixed with 5mm thick clear glass using 34x18mm clip bar and 455S rubber beading. Window sash consisting top, bottom and side bars (40x35mm) should be fixed using 8x1 1/2" ST screws, and 5mm thick clear glass. Rate should be included for supplying and fixing required 437K Rubber beading, 674U Rubber beading, 4 Nrs of 14" SS 304 bar hinges using 5/32x3/8" Al rivets, 2 Nrs of heavy quality Al fasteners using 5/32x3/8" Al rivets, Screws, Pop rivets, Silicone etc.</p>	m ²	23,800.00
ALN30	<p>1800x1650mm Natural Anodized Aluminium Casement Window (3 Sashes) with Fix Glass (3 Fix Glasses at the top) - Supplying, fabricating and fixing Aluminium natural anodized casement window with frame (3 Nrs window sashes and 3 Nrs fix glasses at the top) as per Drg. No. SPES/RATE23/CW/L/03. Overall size of the window frame is 1800x1650mm including 450mm high fix glasses. (Size may be changed according to the site) Window frame consisting top, bottom and side bars (41x31mm), vertical and horizontal middle bars (46x41mm), and fixing with 38x38x2.5mm Al bracket using 1/8x3/8" Al rivets and 8x1 1/2" ST screws. Frame should be fixed to wall with 16 Nrs of No 6 rowl plugs and 8x2" ST screws. Frame top panels should be fixed with 5mm thick clear glass using 34x18mm clip bar and 455S rubber beading. Window sash consisting top, bottom and side bars (40x35mm) should be fixed using 8x1 1/2" ST screws, and 5mm thick clear glass. Rate should be included for supplying and fixing required 437K Rubber beading, 674U Rubber beading, 6 Nrs of 14" SS 304 bar hinges using 5/32x3/8" Al rivets, 3 Nrs of heavy quality Al fasteners using 5/32x3/8" Al rivets, Screws, Pop rivets, Silicone etc.</p>	m ²	23,500.00
ALN31	<p>2400x1650mm Natural Anodized Aluminium Casement Window (4 Sashes) with Fix Glass (4 Fix Glasses at the top) - Supplying, fabricating and fixing Aluminium natural anodized casement window with frame (4 Nrs window sashes and 4 Nrs fix glasses at the top) as per Drg. No. SPES/RATE23/CW/L/04. Overall size of the window frame is 2400x1650mm including 450mm high fix glasses. (Size may be changed according to the site) Window frame consisting top, bottom and side bars (41x31mm), vertical and horizontal middle bars (46x41mm), and fixing with 38x38x2.5mm Al bracket using 1/8x3/8" Al rivets and 8x1 1/2" ST screws. Frame should be fixed to wall with 18 Nrs of No 6 rowl plugs and 8x2" ST screws. Frame top panels should be fixed with 5mm thick clear glass using 34x18mm clip bar and 455S rubber beading. Window sash consisting top, bottom and side bars (40x35mm) should be fixed using 8x1 1/2" ST screws, and 5mm thick clear glass. Rate should be included for supplying and fixing required 437K Rubber beading, 674U Rubber beading, 8 Nrs of 14" SS 304 bar hinges using 5/32x3/8" Al rivets, 4 Nrs of heavy quality Al fasteners using 5/32x3/8" Al rivets, Screws, Pop rivets, Silicone etc.</p>	m ²	23,300.00
ALN32	<p>3000x1650mm Natural Anodized Aluminium Casement Window (5 Sashes) with Fix Glass (5 Fix Glasses at the top) - Supplying, fabricating and fixing Aluminium natural anodized casement window with frame (5 Nrs window sashes and 5 Nrs fix glasses at the top) as per Drg. No. SPES/RATE23/CW/L/05. Overall size of the window frame is 3000x1650mm including 450mm high fix glasses. (Size may be changed according to the site) Window frame consisting top, bottom and side bars (41x31mm), vertical and horizontal middle bars (46x41mm), and fixing with 38x38x2.5mm Al bracket using 1/8x3/8" Al rivets and 8x1 1/2" ST screws. Frame should be fixed to wall with 20 Nrs of No 6 rowl plugs and 8x2" ST screws. Frame top panels should be fixed with 5mm thick clear glass using 34x18mm clip bar and 455S rubber beading. Window sash consisting top, bottom and side bars (40x35mm) should be fixed using 8x1 1/2" ST screws, and 5mm thick clear glass. Rate should be included for supplying and fixing required 437K Rubber beading, 674U Rubber beading, 10 Nrs of 14" SS 304 bar hinges using 5/32x3/8" Al rivets, 5 Nrs of heavy quality Al fasteners using 5/32x3/8" Al rivets, Screws, Pop rivets, Silicone etc.</p>	m ²	23,200.00

ALN33	<p>600x1650mm Natural Anodized Aluminium Casement Window (1 Sash) with Louvers (1 Louver at the top) - Supplying, fabricating and fixing Aluminium natural anodized casement window with frame (1 Nr window sashes and 1 Nr louver at the top) as per Drg. No. SPES/RATE23/CW/F/01. Overall size of the window frame is 600x1650mm including 450mm high louver. (Size may be changed according to the site) Window frame consisting top, bottom and side bars (41x31mm), vertical and horizontal middle bars (46x41mm), and fixing with 38x38x2.5mm Al bracket using 1/8x3/8" Al rivets and 8x1 1/2" ST screws. Frame should be fixed to wall with 12 Nrs of No 6 rowl plugs and 8x2" ST screws. Frame top panel should be fixed with 52x34mm louver blades with 20x37mm louver frame bars using 1/8x1/2" Al rivets. Window sash consisting top, bottom and side bars (40x35mm) should be fixed using 8x1 1/2" ST screws, and 5mm thick clear glass. Rate should be included for supplying and fixing required 437K Rubber beading, 674U Rubber beading, 2 Nrs of 14" SS 304 bar hinges using 5/32x3/8" Al rivets, 1 Nrs of heavy quality Al fasteners using 5/32x3/8" Al rivets, Screws, Pop rivets, Silicone etc.</p>	m ²	28,100.00
ALN34	<p>1200x1650mm Natural Anodized Aluminium Casement Window (2 Sashes) with Louvers (2 Louvers at the top) - Supplying, fabricating and fixing Aluminium natural anodized casement window with frame (2 Nrs window sashes and 2 Nrs louvers at the top) as per Drg. No. SPES/RATE23/CW/F/02. Overall size of the window frame is 1200x1650mm including 450mm high louvers. (Size may be changed according to the site) Window frame consisting top, bottom and side bars (41x31mm), vertical and horizontal middle bars (46x41mm), and fixing with 38x38x2.5mm Al bracket using 1/8x3/8" Al rivets and 8x1 1/2" ST screws. Frame should be fixed to wall with 14 Nrs of No 6 rowl plugs and 8x2" ST screws. Frame top panels should be fixed with 52x34mm louver blades with 20x37mm louver frame bars using 1/8x1/2" Al rivets. Window sash consisting top, bottom and side bars (40x35mm) should be fixed using 8x1 1/2" ST screws, and 5mm thick clear glass. Rate should be included for supplying and fixing required 437K Rubber beading, 674U Rubber beading, 4 Nrs of 14" SS 304 bar hinges using 5/32x3/8" Al rivets, 2 Nrs of heavy quality Al fasteners using 5/32x3/8" Al rivets, Screws, Pop rivets, Silicone etc.</p>	m ²	27,200.00
ALN35	<p>1800x1650mm Natural Anodized Aluminium Casement Window (3 Sashes) with Louvers (3 Louvers at the top) - Supplying, fabricating and fixing Aluminium natural anodized casement window with frame (3 Nrs window sashes and 3 Nrs louvers at the top) as per Drg. No. SPES/RATE23/CW/F/03. Overall size of the window frame is 1800x1650mm including 450mm high louvers. (Size may be changed according to the site) Window frame consisting top, bottom and side bars (41x31mm), vertical and horizontal middle bars (46x41mm), and fixing with 38x38x2.5mm Al bracket using 1/8x3/8" Al rivets and 8x1 1/2" ST screws. Frame should be fixed to wall with 16 Nrs of No 6 rowl plugs and 8x2" ST screws. Frame top panels should be fixed with 52x34mm louver blades with 20x37mm louver frame bars using 1/8x1/2" Al rivets. Window sash consisting top, bottom and side bars (40x35mm) should be fixed using 8x1 1/2" ST screws, and 5mm thick clear glass. Rate should be included for supplying and fixing required 437K Rubber beading, 674U Rubber beading, 6 Nrs of 14" SS 304 bar hinges using 5/32x3/8" Al rivets, 3 Nrs of heavy quality Al fasteners using 5/32x3/8" Al rivets, Screws, Pop rivets, Silicone etc.</p>	m ²	26,900.00
ALN36	<p>2400x1650mm Natural Anodized Aluminium Casement Window (4 Sashes) with Louvers (4 Louvers at the top) - Supplying, fabricating and fixing Aluminium natural anodized casement window with frame (4 Nrs window sashes and 4 Nrs louvers at the top) as per Drg. No. SPES/RATE23/CW/F/04. Overall size of the window frame is 2400x1650mm including 450mm high louvers. (Size may be changed according to the site) Window frame consisting top, bottom and side bars (41x31mm), vertical and horizontal middle bars (46x41mm), and fixing with 38x38x2.5mm Al bracket using 1/8x3/8" Al rivets and 8x1 1/2" ST screws. Frame should be fixed to wall with 18 Nrs of No 6 rowl plugs and 8x2" ST screws. Frame top panels should be fixed with 52x34mm louver blades with 20x37mm louver frame bars using 1/8x1/2" Al rivets. Window sash consisting top, bottom and side bars (40x35mm) should be fixed using 8x1 1/2" ST screws, and 5mm thick clear glass. Rate should be included for supplying and fixing required 437K Rubber beading, 674U Rubber beading, 8 Nrs of 14" SS 304 bar hinges using 5/32x3/8" Al rivets, 4 Nrs of heavy quality Al fasteners using 5/32x3/8" Al rivets, Screws, Pop rivets, Silicone etc.</p>	m ²	26,800.00

ALN37	<p>3000x1650mm Natural Anodized Aluminium Casement Window (5 Sashes) with Louvers (5 Louvers at the top) - Supplying, fabricating and fixing Aluminium natural anodized casement window with frame (5 Nrs window sashes and 5 Nrs louvers at the top) as per Drg. No. SPES/RATE23/CW/F/05. Overall size of the window frame is 3000x1650mm including 450mm high louvers. (Size may be changed according to the site) Window frame consisting top, bottom and side bars (41x31mm), vertical and horizontal middle bars (46x41mm), and fixing with 38x38x2.5mm Al bracket using 1/8x3/8" Al rivets and 8x1 1/2" ST screws. Frame should be fixed to wall with 20 Nrs of No 6 rowl plugs and 8x2" ST screws. Frame top panels should be fixed with 52x34mm louver blades with 20x37mm louver frame bars using 1/8x1/2" Al rivets. Window sash consisting top, bottom and side bars (40x35mm) should be fixed using 8x1 1/2" ST screws, and 5mm thick clear glass. Rate should be included for supplying and fixing required 437K Rubber beading, 674U Rubber beading, 10 Nrs of 14" SS 304 bar hinges using 5/32x3/8" Al rivets, 5 Nrs of heavy quality Al fasteners using 5/32x3/8" Al rivets, Screws, Pop rivets, Silicone etc.</p>	m ²	26,700.00
ALN38	<p>1200x1200mm Natural Anodized Aluminium Sliding Window (2 Sashes) - Supplying, fabricating and fixing Aluminium natural anodized sliding window with frame (2 Nrs window sashes) as per Drg. No. SPES/RATE23/SW/01. Overall size of the window frame is 1200x1200mm. (Size may be changed according to the site) Window frame consisting top bars (70x32mm), bottom bar (70x30mm) and side bars (73x25mm), and fixing with 8x1 1/2" ST screws. Frame should be fixed to wall with 12 Nrs of No 6 rowl plugs and 8x2" ST screws. Window sash consisting top bar (28x32mm), bottom bar (22x56mm) and side bars (30x26mm one side, 30x32mm lock side) should be fixed using 8x1 1/2" ST screws, and 5mm thick clear glass. Rate should be included for supplying and fixing required 674U Rubber beading, 4 Nrs of Adjustable rollers, 8 Nrs of Guide runners for top, 1 Nr of heavy quality Crescent lock using 5/32x3/8" Al rivets, Screws, Pop rivets, Hole buttons, Silicone etc.</p>	m ²	20,400.00
ALN39	<p>2400x1200mm Natural Anodized Aluminium Sliding Window (4 Sashes) - Supplying, fabricating and fixing Aluminium natural anodized sliding window with frame (4 Nrs window sashes) as per Drg. No. SPES/RATE23/SW/02. Overall size of the window frame is 2400x1200mm. (Size may be changed according to the site) Window frame consisting top bars (70x32mm), bottom bar (70x30mm) and side bars (73x25mm), and fixing with 8x1 1/2" ST screws. Frame should be fixed to wall with 16 Nrs of No 6 rowl plugs and 8x2" ST screws. Window sash consisting top bar (28x32mm), bottom bar (22x56mm) and side bars (30x26mm one side, 30x32mm lock side) should be fixed using 8x1 1/2" ST screws, and 5mm thick clear glass. 30x16mm bar should be fixed to one middle sash using 5/32x1/2" Al rivets. Rate should be included for supplying and fixing required Mohair beading, 674U Rubber beading, 8 Nrs of Adjustable rollers, 16 Nrs of Guide runners for top, 2 Nr of heavy quality Crescent lock using 5/32x3/8" Al rivets, Screws, Pop rivets, Hole buttons, Silicone etc.</p>	m ²	19,000.00
ALN40	<p>1200x1650mm Natural Anodized Aluminium Sliding Window (2 Sashes) with Louvers (2 Louvers at the top) - Supplying, fabricating and fixing Aluminium natural anodized sliding window with frame (2 Nrs window sashes and 2 Nrs louvers at the top) as per Drg. No. SPES/RATE23/SW/L/01. Overall size of the window frame is 1200x1650mm including 450mm high louvers. (Size may be changed according to the site) Window frame consisting top bars (70x30mm), bottom bar (70x30mm) and side bars (73x25mm), horizontal middle bar (70x32mm) with 70x18mm clip bar, vertical side clip bars (73x18mm) for louver height, vertical middle bar (46x41mm) for louver height, and fixing with 8x1 1/2" ST screws and required Al rivets. Louver blades (52x34mm) should be fixed to louver frame bars (20x37mm) using 1/8x1/2" Al rivets, and louver panel fixed to frame using 1/8x1/2" Al rivets. Frame should be fixed to wall with 14 Nrs of No 6 rowl plugs and 8x2" ST screws. Window sash consisting top bar (28x32mm), bottom bar (22x56mm) and side bars (30x26mm one side, 30x32mm lock side) should be fixed using 8x1 1/2" ST screws, and 5mm thick clear glass. Rate should be included for supplying and fixing required 674U Rubber beading, 4 Nrs of Adjustable rollers, 8 Nrs of Guide runners for top, 1 Nr of heavy quality Crescent lock using 5/32x3/8" Al rivets, Screws, Pop rivets, Hole buttons, Silicone etc.</p>	m ²	24,400.00

ALN41	<p>2400x1650mm Natural Anodized Aluminium Sliding Window (4 Sashes) with Louvers (4 Louvers at the top) - Supplying, fabricating and fixing Aluminium natural anodized sliding window with frame (4 Nrs window sashes and 4 Nrs louvers at the top) as per Drg. No. SPES/RATE23/SW/L/02. Overall size of the window frame is 2400x1650mm including 450mm high louvers. (Size may be changed according to the site) Window frame consisting top bars (70x30mm), bottom bar (70x30mm) and side bars (73x25mm), horizontal middle bar (70x32mm) with 70x18mm clip bar, vertical side clip bars (73x18mm) for louver height, vertical middle bar (46x41mm) for louver height, and fixing with 8x1 1/2" ST screws and required Al rivets. Louver blades (52x34mm) should be fixed to louver frame bars (20x37mm) using 1/8x1/2" Al rivets, and louver panel fixed to frame using 1/8x1/2" Al rivets. Frame should be fixed to wall with 18 Nrs of No 6 rowl plugs and 8x2" ST screws. Window sash consisting top bar (28x32mm), bottom bar (22x56mm) and side bars (30x26mm one side, 30x32mm lock side) should be fixed using 8x1 1/2" ST screws, and 5mm thick clear glass. 30x16mm bar should be fixed to one middle sash using 5/32x1/2" Al rivets. Rate should be included for supplying and fixing required Mohair beading, 674U Rubber beading, 8 Nrs of Adjustable rollers, 16 Nrs of Guide runners for top, 2 Nr of heavy quality Crescent lock using 5/32x3/8" Al rivets, Screws, Pop rivets, Hole buttons, Silicone etc.</p>	m ²	23,100.00
ALN42	<p>1200x1650mm Natural Anodized Aluminium Sliding Window (2 Sashes) with Fix Glass (2 Fix Glasses at the top) - Supplying, fabricating and fixing Aluminium natural anodized sliding window with frame (2 Nrs window sashes and 2 Nrs fix glasses at the top) as per Drg. No. SPES/RATE23/SW/F/01. Overall size of the window frame is 1200x1650mm including 450mm high fix glasses. (Size may be changed according to the site) Window frame consisting top bars (70x30mm), bottom bar (70x30mm) and side bars (73x25mm), horizontal middle bar (70x32mm) with 70x18mm clip bar, vertical side clip bars (73x18mm) for fix glass height, vertical middle bar (46x41mm) for fix glass height, and fixing with 8x1 1/2" ST screws and required Al rivets. 5mm thick clear glass should be fixed to frame with 34x18mm clip bars. Frame should be fixed to wall with 14 Nrs of No 6 rowl plugs and 8x2" ST screws. Window sash consisting top bar (28x32mm), bottom bar (22x56mm) and side bars (30x26mm one side, 30x32mm lock side) should be fixed using 8x1 1/2" ST screws, and 5mm thick clear glass. Rate should be included for supplying and fixing required 3303, 455S and 674U Rubber beading, 4 Nrs of Adjustable rollers, 8 Nrs of Guide runners for top, 1 Nr of heavy quality Crescent lock using 5/32x3/8" Al rivets, Screws, Pop rivets, Hole buttons, Silicone etc.</p>	m ²	21,000.00
ALN43	<p>2400x1650mm Natural Anodized Aluminium Sliding Window (4 Sashes) with Fix Glass (4 Fix Glasses at the top) - Supplying, fabricating and fixing Aluminium natural anodized sliding window with frame (4 Nrs window sashes and 4 Nrs fix glasses at the top) as per Drg. No. SPES/RATE23/SW/F/02. Overall size of the window frame is 2400x1650mm including 450mm high fix glasses. (Size may be changed according to the site) Window frame consisting top bars (70x30mm), bottom bar (70x30mm) and side bars (73x25mm), horizontal middle bar (70x32mm) with 70x18mm clip bar, vertical side clip bars (73x18mm) for fix glass height, vertical middle bar (46x41mm) for fix glass height, and fixing with 8x1 1/2" ST screws and required Al rivets. 5mm thick clear glass should be fixed to frame with 34x18mm clip bars. Frame should be fixed to wall with 18 Nrs of No 6 rowl plugs and 8x2" ST screws. Window sash consisting top bar (28x32mm), bottom bar (22x56mm) and side bars (30x26mm one side, 30x32mm lock side) should be fixed using 8x1 1/2" ST screws, and 5mm thick clear glass. 30x16mm bar should be fixed to one middle sash using 5/32x1/2" Al rivets. Rate should be included for supplying and fixing required Mohair beading, 3303, 455S and 674U Rubber beading, 8 Nrs of Adjustable rollers, 16 Nrs of Guide runners for top, 2 Nr of heavy quality Crescent lock using 5/32x3/8" Al rivets, Screws, Pop rivets, Hole buttons, Silicone etc.</p>	m ²	19,600.00

ALN44	<p>2100mm height Natural Anodized Aluminium Partition (Top Panel - Glass, Bottom Panel - Cladding Board) - Supplying, fabricating and fixing Aluminium natural anodized partition (Top panel - Glass, Bottom panel – Al/PVC Composite board) as per Drg. No. SPES/RATE23/P/01, Option 1. (Door sashes pay separately) Overall height of the partition is 2100mm and Bottom panel height is 900mm. (Heights may be changed according to the site) Partition panels in horizontal way should be divided in equal widths (Maximum width is 1200mm c/c). Partition frame consisting top bar (76x32mm with 70x4mm clip bar), side bars (76x32mm), horizontal middle bar (75x32mm with 70x11mm clip bar and 31x19 clip bar), bottom bar (75x32mm with 31x19 clip bar) and vertical middle bars (76x32mm with 70x11mm clip bar), and fixing with 50x18x2mm Al bracket using 1/8x3/8" Al rivets and 8x1 1/2" ST screws. If required, Squire or Circular corner bars will be paid separately (Net material cost + 5% + 20%). Frame should be fixed to wall and floor with adequate Nrs of No 6 rowl plugs and 8x3" ST screws (Average distance 600mm). 4mm thick Al/PVC double side composite board for bottom panels and 5mm thick clear glass for top panels should be fixed. Rate should be included for supplying and fixing required 3303 and 3303A Rubber beadings, Screws, Pop rivets, Silicone etc.</p>	m ²	14,000.00
ALN45	<p>2100mm height Natural Anodized Aluminium Partition (Top Panel and Bottom Panel - Glass) - Supplying, fabricating and fixing Aluminium natural anodized partition (Top and Bottom panel – Glass) as per Drg. No. SPES/RATE23/P/01, Option 2. (Door sashes pay separately) Overall height of the partition is 2100mm and Bottom panel height is 900mm. (Heights may be changed according to the site) Partition panels in horizontal way should be divided in equal widths (Maximum width is 1200mm c/c). Partition frame consisting top bar (76x32mm with 70x4mm clip bar), side bars (76x32mm), horizontal middle bar (75x32mm with 70x11mm clip bar and 31x19 clip bar), bottom bar (75x32mm with 31x19 clip bar) and vertical middle bars (76x32mm with 70x11mm clip bar), and fixing with 50x18x2mm Al bracket using 1/8x3/8" Al rivets and 8x1 1/2" ST screws. If required, Squire or Circular corner bars will be paid separately (Net material cost + 5% + 20%). Frame should be fixed to wall and floor with adequate Nrs of No 6 rowl plugs and 8x3" ST screws (Average distance 600mm). 5mm thick clear glass for top and bottom panels should be fixed. Rate should be included for supplying and fixing required 3303 and 3303A Rubber beadings, Screws, Pop rivets, Silicone etc.</p>	m ²	14,000.00
ALN46	<p>2100mm height Natural Anodized Aluminium Partition (Top Panel and Bottom Panel - Cladding Board) - Supplying, fabricating and fixing Aluminium natural anodized partition (Top and Bottom panel – Al/PVC Composite board) as per Drg. No. SPES/RATE23/P/01, Option 3. (Door sashes pay separately) Overall height of the partition is 2100mm and Bottom panel height is 900mm. (Heights may be changed according to the site) Partition panels in horizontal way should be divided in equal widths (Maximum width is 1200mm c/c). Partition frame consisting top bar (76x32mm with 70x4mm clip bar), side bars (76x32mm), horizontal middle bar (75x32mm with 70x11mm clip bar and 31x19 clip bar), bottom bar (75x32mm with 31x19 clip bar) and vertical middle bars (76x32mm with 70x11mm clip bar), and fixing with 50x18x2mm Al bracket using 1/8x3/8" Al rivets and 8x1 1/2" ST screws. If required, Squire or Circular corner bars will be paid separately (Net material cost + 5% + 20%). Frame should be fixed to wall and floor with adequate Nrs of No 6 rowl plugs and 8x3" ST screws (Average distance 600mm). 4mm thick Al/PVC double side composite board for top and bottom panels should be fixed. Rate should be included for supplying and fixing required 3303A Rubber beadings, Screws, Pop rivets, Silicone etc.</p>	m ²	14,000.00

ALN47	<p>Full Height Natural Anodized Aluminium Partition (Top and Bottom Panel - Cladding Board, Middle Panel - Glass) - Supplying, fabricating and fixing Aluminium bronze anodized partition (Top and Bottom panels - Al/PVC Composite board, Middle panels – Glass) as per Drg. No. SPES/RATE23/FP/01, Option 1. (Door sashes pay separately) Overall height of the partition is up to ceiling or soffit. Bottom panel height is 900mm and middle panel height is 2100mm. (Heights may be changed according to the site) Partition panels in horizontal way should be divided in equal widths (Maximum width is 1200mm c/c). Partition frame consisting top bar (76x32mm), side bars (76x32mm), horizontal middle bars (75x32mm with 70x11mm clip bar and 31x19 clip bar), bottom bar (75x32mm with 31x19 clip bar) and vertical middle bars (76x32mm with 70x11mm clip bar), and fixing with 50x18x2mm Al bracket using 1/8x3/8" Al rivets and 8x1 1/2" ST screws. If required, Squire or Circular corner bars will be paid separately (Net material cost + 5% + 20%). Frame should be fixed to wall, floor and soffit/ceiling with adequate Nrs of No 6 rowl plugs and 8x3" ST screws (Average distance 600mm). 4mm thick Al/PVC double side composite board for top and bottom panels, and 5mm thick clear glass for middle panels should be fixed. Rate should be included for supplying and fixing required 3303 and 3303A Rubber beadings, Screws, Pop rivets, Silicone etc.</p>	m ²	13,200.00
ALN48	<p>Full Height Natural Anodized Aluminium Partition (Top, Middle and Bottom Panel - Cladding Board) -Supplying, fabricating and fixing Aluminium natural anodized partition (Top, Middle and Bottom panels - Al/PVC Composite board) as per Drg. No. SPES/RATE23/FP/01, Option 2. (Door sashes pay separately) Overall height of the partition is up to ceiling or soffit. Bottom panel height is 900mm and middle panel height is 2100mm. (Heights may be changed according to the site) Partition panels in horizontal way should be divided in equal widths (Maximum width is 1200mm c/c). Partition frame consisting top bar (76x32mm), side bars (76x32mm), horizontal middle bars (75x32mm with 70x11mm clip bar and 31x19 clip bar), bottom bar (75x32mm with 31x19 clip bar) and vertical middle bars (76x32mm with 70x11mm clip bar), and fixing with 50x18x2mm Al bracket using 1/8x3/8" Al rivets and 8x1 1/2" ST screws. If required, Squire or Circular corner bars will be paid separately (Net material cost + 5% + 20%). Frame should be fixed to wall, floor and soffit/ceiling with adequate Nrs of No 6 rowl plugs and 8x3" ST screws (Average distance 600mm). 4mm thick Al/PVC double side composite board for top, middle and bottom panels should be fixed. Rate should be included for supplying and fixing required 3303A Rubber beadings, Screws, Pop rivets, Silicone etc.</p>	m ²	13,200.00
ALN49	<p>1200mm height Natural Anodized Aluminium Partition (Panel - Cladding Board) - Supplying, fabricating and fixing Aluminium natural anodized partition (Panel – Al/PVC Composite board) as per Drg. No. SPES/RATE23/HP/01. Overall height of the partition is 1200mm. (Heights may be changed according to the site) Partition panels in horizontal way should be divided in equal widths (Maximum width is 1200mm c/c). Partition frame consisting top bar (76x32mm with 70x4mm clip bar), side bars (76x32mm), bottom bar (75x32mm with 31x19 clip bar) and vertical middle bars (76x32mm with 70x11mm clip bar), and fixing with 50x18x2mm Al bracket using 1/8x3/8" Al rivets and 8x1 1/2" ST screws. If required, Squire or Circular corner bars will be paid separately (Net material cost + 5% + 20%). Frame should be fixed to wall and floor with adequate Nrs of No 6 rowl plugs and 8x3" ST screws (Average distance 600mm). 4mm thick Al/PVC double side composite board for panels should be fixed. Rate should be included for supplying and fixing required 3303A Rubber beadings, Screws, Pop rivets, Silicone etc.</p>	m ²	13,500.00

ALN50	<p>900x2070mm Natural Anodized Aluminium Partition Panel Door (Top Panel - Glass, Bottom Panel - Cladding Board) - Supplying, fabricating and fixing Aluminium natural anodized partition paneled door (Top panel - Glass, Bottom panel – Al/PVC Composite board) as per Drg. No. SPES/RATE23/PD/01, Option 1. Overall size of the door is 900x2070mm. (Size may be changed according to the site) Door frame around the door fixing with 18x11mm door stopper bar using 5/32x3/8" Al rivets. Door sash consisting top bar (80x42mm), side bars (66x45mm hinges side, 70x45mm lock side), middle bar (100x42mm) and bottom bar (120x42mm). 16x15mm clip bar should be used for required bars. Sash frame should be fixed with 38x38x2.5mm Al bracket using 1/8x3/8" Al rivets, 8mm dia. treaded bar with nuts for top and bottom bars. 4mm thick Al/PVC double side composite board for bottom panel and 5mm thick clear glass for top panel should be fixed. Rate should be included for supplying and fixing required Mohair beading, 3303, 3303A and 455S Rubber beadings, 3 Nrs of 100x75mm Al hinges using 5/32x3/8" Al rivets, Al natural anodized door handle (102x40mm) pair with cap nuts, Door lock (CL or equivalent approved by the Engineer), Screws, Pop rivets, Silicone etc.</p>	m ²	21,500.00
ALN51	<p>900x2070mm Natural Anodized Aluminium Partition Panel Door (Top and Bottom Panel - Cladding Board) - Supplying, fabricating and fixing Aluminium natural anodized partition paneled door (Top and Bottom panel – Al/PVC Composite board) as per Drg. No. SPES/RATE23/PD/01, Option 2. Overall size of the door is 900x2070mm. (Size may be changed according to the site) Door frame around the door fixing with 18x11mm door stopper bar using 5/32x3/8" Al rivets. Door sash consisting top bar (80x42mm), side bars (66x45mm hinges side, 70x45mm lock side), middle bar (100x42mm) and bottom bar (120x42mm). 16x15mm clip bar should be used for required bars. Sash frame should be fixed with 38x38x2.5mm Al bracket using 1/8x3/8" Al rivets, 8mm dia. treaded bar with nuts for top and bottom bars. 4mm thick Al/PVC double side composite board for top and bottom panels should be fixed. Rate should be included for supplying and fixing required Mohair beading, 3303 and 3303A Rubber beadings, 3 Nrs of 100x75mm Al hinges using 5/32x3/8" Al rivets, Al natural anodized door handle (102x40mm) pair with cap nuts, Door lock (CL or equivalent approved by the Engineer), Screws, Pop rivets, Silicone etc.</p>	m ²	21,600.00
ALN52	<p>900x2070mm Natural Anodized Aluminium Partition Panel Door (Top and Bottom Panel - Glass) - Supplying, fabricating and fixing Aluminium natural anodized partition paneled door (Top and Bottom panel – Glass) as per Drg. No. SPES/RATE23/PD/01, Option 3. Overall size of the door is 900x2070mm. (Size may be changed according to the site) Door frame around the door fixing with 18x11mm door stopper bar using 5/32x3/8" Al rivets. Door sash consisting top bar (80x42mm), side bars (66x45mm hinges side, 70x45mm lock side), middle bar (100x42mm) and bottom bar (120x42mm). 16x15mm clip bar should be used for required bars. Sash frame should be fixed with 38x38x2.5mm Al bracket using 1/8x3/8" Al rivets, 8mm dia. treaded bar with nuts for top and bottom bars. 5mm thick clear glass for top and bottom panels should be fixed. Rate should be included for supplying and fixing required Mohair beading, 455S Rubber beadings, 3 Nrs of 100x75mm Al hinges using 5/32x3/8" Al rivets, Al natural anodized door handle (102x40mm) pair with cap nuts, Door lock (CL or equivalent approved by the Engineer), Screws, Pop rivets, Silicone etc.</p>	m ²	21,500.00
ALN53	<p>900x1200mm Natural Anodized Aluminium Fix Glass - Supplying, fabricating and fixing Aluminium natural anodized fix glass with frame (2 Nrs panels divided equally) as per Drg. No. SPES/RATE23/FG/01. Overall size of the fix glass frame is 900x1200mm. (Size may be changed according to the site) Fix glass frame consisting top, bottom and side bars (41x31mm), vertical middle bar (46x41) and fixing using 38x38x2.5mm Al angle bracket with 1/8x3/8" Al rivets and 8x1 1/2" ST screws. Frame should be fixed to wall with 10 Nrs of No 6 rowl plugs and 8x2" ST screws. 5mm thick clear glass should be fixed to frame with clip bar (34x18mm) using. Rate should be included for supplying and fixing required 455S Rubber beading, Screws, Pop rivets, Silicone etc.</p>	m ²	15,000.00

ALN54	900x1200mm Natural Anodized Aluminium Louvers - Supplying, fabricating and fixing Aluminium natural anodized fix louvers with frame (2 Nrs panels divided equally) as per Drg. No. SPES/RATE23/L/01. Overall size of the louver frame is 900x1200mm. (Size may be changed according to the site) Louver frame consisting top, bottom and side bars (41x31mm), vertical middle bar (46x41) and fixing using 38x38x2.5mm Al angle bracket with 1/8x3/8" Al rivets and 8x1 1/2" ST screws. Frame should be fixed to wall with 10 Nrs of No 6 rowl plugs and 8x2" ST screws. Louver blades (52x34mm) should be fixed to louver frame bars (20x37mm) using 1/8x1/2" Al rivets, and louver panel fixed to frame using 1/8x1/2" Al rivets. Rate should be included for supplying and fixing required, Screws, Pop rivets, Silicone etc.	m ²	29,700.00
ALN55	Natural Anodized Aluminium Louvers for Door Top - Supplying, fabricating and fixing Aluminium natural anodized fix louvers with frame for door top (Panels divided equally not more than 600mm width) as per Drg. No. SPES/RATE23/L/02. Overall size of the louver frame is 900x600mm. (Size may be changed according to the site) Louver frame consisting top bar (76x32mm), side bars (76x32mm with 18x11mm door stopper bar at louver height), horizontal middle bar should be clipped with 70x4mm clip bar, and vertical middle bar/s (46x41mm), and fixing using 5/32x3/8" Al rivets, and fixing with 50x18x2mm Al bracket using 1/8x3/8" Al rivets and 8x1 1/2" ST screws. Louver blades (52x34mm) should be fixed to louver frame bars (20x37mm) using 1/8x1/2" Al rivets, and louver panel fixed to frame using 1/8x1/2" Al rivets. Frame should be fixed to wall with adequate Nrs of No 6 rowl plugs and 8x3" ST screws (Average distance 600mm). Rate should be included for supplying and fixing required, Screws, Pop rivets, Silicone etc.	m ²	37,000.00
ALN56	600x600mm Natural Anodized Aluminium Casement Fanlight (1 Sash) - Supplying, fabricating and fixing Aluminium natural anodized casement Fanlight with frame (1 Nr Fanlight sash) as per Drg. No. SPES/RATE23/FL/01. Overall size of the fanlight frame is 600x600mm. (Size may be changed according to the site) Fanlight frame consisting top, bottom and side bars (41x31mm), and fixing using 38x38x2.5mm Al angle bracket with 1/8x3/8" Al rivets. Frame should be fixed to wall with 8 Nrs of No 6 rowl plugs and 8x2" ST screws. Fanlight sash consisting top, bottom and side bars (40x35mm) should be fixed using 8x1 1/2" ST screws, and 5mm thick clear glass. Rate should be included for supplying and fixing required 437K Rubber beading, 674U Rubber beading, 2 Nrs of 14" SS 304 bar hinges using 5/32x3/8" Al rivets, 1 Nrs of heavy quality Al fasteners using 5/32x3/8" Al rivets, Screws, Pop rivets, Silicone etc.	m ²	37,900.00
ALN57	600x1050mm Natural Anodized Aluminium Casement Fanlight (1 Sash) with Louver (1 Louver at the top) - Supplying, fabricating and fixing Aluminium natural anodized casement Fanlight with frame (1 Nrs fanlight sash and 1 Nrs louver at the top) as per Drg. No. SPES/RATE23/FL/L/01. Overall size of the fanlight frame is 600x1050mm. (Size may be changed according to the site) Fanlight frame consisting top, bottom, side bars (41x31mm) and horizontal middle bar (46x41mm), and fixing using 38x38x2.5mm Al angle bracket with 1/8x3/8" Al rivets. Frame should be fixed to wall with 10 Nrs of No 6 rowl plugs and 8x2" ST screws. Louver blades (52x34mm) should be fixed to louver frame bars (20x37mm) using 1/8x1/2" Al rivets, and louver panel fixed to frame using 1/8x1/2" Al rivets. Fanlight sash consisting top, bottom and side bars (40x35mm) should be fixed using 8x1 1/2" ST screws, and 5mm thick clear glass. Rate should be included for supplying and fixing required 437K Rubber beading, 674U Rubber beading, 2 Nrs of 14" SS 304 bar hinges using 5/32x3/8" Al rivets, 1 Nrs of heavy quality Al fasteners using 5/32x3/8" Al rivets, Screws, Pop rivets, Silicone etc.	m ²	35,000.00

ALB01	<p>900x2100mm Bronze Anodized Aluminium Panel Door (Top Panel - Glass, Bottom Panel - Cladding Board) - Supplying, fabricating and fixing Aluminium bronze anodized paneled door (Top panel - Glass, Bottom panel – Al/PVC Composite board) with frame (1 Nr door sash) as per Drg. No. SPES/RATE23/D/01, Option 1. Overall size of the door frame is 900x2100mm. (Size may be changed according to the site) Door frame consisting top and side bars (76x32mm) with 18x11mm door stopper bar using 5/32x3/8" Al rivets, and fixing with 50x18x2mm Al bracket using 1/8x3/8" Al rivets and 8x1 1/2" ST screws. Frame should be fixed to wall with 10 Nrs of No 6 rowl plugs and 8x3" ST screws. Door sash consisting top bar (80x42mm), side bars (66x45mm hinges side, 70x45mm lock side), middle bar (100x42mm) and bottom bar (120x42mm). 16x15mm clip bar should be used for required bars. Sash frame should be fixed with 38x38x2.5mm Al bracket using 1/8x3/8" Al rivets, 8mm dia. treaded bar with nuts for top and bottom bars. 4mm thick Al/PVC double side composite board for bottom panel and 5mm thick clear glass for top panel should be fixed. Rate should be included for supplying and fixing required Mohair beading, 3303, 3303A and 455S Rubber beadings, 3 Nrs of 100x75mm Al hinges using 5/32x3/8" Al rivets, Al bronze anodized door handle (102x40mm) pair with cap nuts, Door lock (CL or equivalent approved by the Engineer), Screws, Pop rivets, Silicone etc.</p>	m ²	26,500.00
ALB02	<p>900x2100mm Bronze Anodized Aluminium Panel Door (Top and Bottom Panel - Glass) - Supplying, fabricating and fixing Aluminium bronze anodized paneled door (Top and bottom panel - Glass) with frame (1 Nr door sash) as per Drg. No. SPES/RATE23/D/01, Option 2. Overall size of the door frame is 900x2100mm. (Size may be changed according to the site) Door frame consisting top and side bars (76x32mm) with 18x11mm door stopper bar using 5/32x3/8" Al rivets, and fixing with 50x18x2mm Al bracket using 1/8x3/8" Al rivets and 8x1 1/2" ST screws. Frame should be fixed to wall with 10 Nrs of No 6 rowl plugs and 8x3" ST screws. Door sash consisting top bar (80x42mm), side bars (66x45mm hinges side, 70x45mm lock side), middle bar (100x42mm) and bottom bar (120x42mm). 16x15mm clip bar should be used for required bars. Sash frame should be fixed with 38x38x2.5mm Al bracket using 1/8x3/8" Al rivets, 8mm dia. treaded bar with nuts for top and bottom bars. 5mm thick clear glass for top and bottom panels should be fixed. Rate should be included for supplying and fixing required Mohair beading, 455S Rubber beadings, 3 Nrs of 100x75mm Al hinges using 5/32x3/8" Al rivets, Al bronze anodized door handle (102x40mm) pair with cap nuts, Door lock (CL or equivalent approved by the Engineer), Screws, Pop rivets, Silicone etc.</p>	m ²	26,500.00
ALB03	<p>1050x2100mm Bronze Anodized Aluminium Panel Door (Top Panel - Glass, Bottom Panel - Cladding Board) - Supplying, fabricating and fixing Aluminium bronze anodized paneled door (Top panel - Glass, Bottom panel – Al/PVC Composite board) with frame (1 Nr door sash) as per Drg. No. SPES/RATE23/D/02, Option 1. Overall size of the door frame is 1050x2100mm. (Size may be changed according to the site) Door frame consisting top and side bars (76x32mm) with 18x11mm door stopper bar using 5/32x3/8" Al rivets, and fixing with 50x18x2mm Al bracket using 1/8x3/8" Al rivets and 8x1 1/2" ST screws. Frame should be fixed to wall with 10 Nrs of No 6 rowl plugs and 8x3" ST screws. Door sash consisting top bar (80x42mm), side bars (66x45mm hinges side, 70x45mm lock side), middle bar (100x42mm) and bottom bar (120x42mm). 16x15mm clip bar should be used for required bars. Sash frame should be fixed with 38x38x2.5mm Al bracket using 1/8x3/8" Al rivets, 8mm dia. treaded bar with nuts for top and bottom bars. 4mm thick Al/PVC double side composite board for bottom panel and 5mm thick clear glass for top panel should be fixed. Rate should be included for supplying and fixing required Mohair beading, 3303, 3303A and 455S Rubber beadings, 4 Nrs of 100x75mm Al hinges using 5/32x3/8" Al rivets, Al bronze anodized door handle (102x40mm) pair with cap nuts, Door lock (CL or equivalent approved by the Engineer), Screws, Pop rivets, Silicone etc.</p>	m ²	24,300.00

ALB04	<p>1050x2100mm Bronze Anodized Aluminium Panel Door (Top and Bottom Panel - Glass) - Supplying, fabricating and fixing Aluminium bronze anodized paneled door (Top and bottom panel - Glass) with frame (1 Nr door sash) as per Drg. No. SPES/RATE23/D/02, Option 2. Overall size of the door frame is 1050x2100mm. (Size may be changed according to the site) Door frame consisting top and side bars (76x32mm) with 18x11mm door stopper bar using 5/32x3/8" Al rivets, and fixing with 50x18x2mm Al bracket using 1/8x3/8" Al rivets and 8x1 1/2" ST screws. Frame should be fixed to wall with 10 Nrs of No 6 rowl plugs and 8x3" ST screws. Door sash consisting top bar (80x42mm), side bars (66x45mm hinges side, 70x45mm lock side), middle bar (100x42mm) and bottom bar (120x42mm). 16x15mm clip bar should be used for required bars. Sash frame should be fixed with 38x38x2.5mm Al bracket using 1/8x3/8" Al rivets, 8mm dia. treaded bar with nuts for top and bottom bars. 5mm thick clear glass for top and bottom panels should be fixed. Rate should be included for supplying and fixing required Mohair beading, 455S Rubber beadings, 4 Nrs of 100x75mm Al hinges using 5/32x3/8" Al rivets, Al bronze anodized door handle (102x40mm) pair with cap nuts, Door lock (CL or equivalent approved by the Engineer), Screws, Pop rivets, Silicone etc.</p>	m ²	24,300.00
ALB05	<p>900x2550mm Bronze Anodized Aluminium Panel Door (Top Panel - Glass, Bottom Panel - Cladding Board) with Louvers - Supplying, fabricating and fixing Aluminium bronze anodized paneled door (Top panel - Glass, Bottom panel – Al/PVC Composite board) with frame (1 Nr door sash and 2 Nrs 450mm height louver panels at the top) as per Drg. No. SPES/RATE23/D/L/01, Option 1. Overall size of the door frame is 900x2550mm including 450mm high louvers. (Size may be changed according to the site) Door frame consisting top bar (76x32mm), side bars (76x32mm, use 18x11mm door stopper bar at louver height with required Al rivets) horizontal middle bar (76x32mm with 70x4mm clip bar) and vertical middle bar (46x41mm) with 18x11mm door stopper bar around door frame using 5/32x3/8" Al rivets, and fixing with 50x18x2mm Al bracket using 1/8x3/8" Al rivets and 8x1 1/2" ST screws. Louver blades (52x34mm) should be fixed to louver frame bars (20x37mm) using 1/8x1/2" Al rivets, and louver panel fixed to frame using 1/8x1/2" Al rivets. Frame should be fixed to wall with 12 Nrs of No 6 rowl plugs and 8x3" ST screws. Door sash consisting top bar (80x42mm), side bars (66x45mm hinges side, 70x45mm lock side), middle bar (100x42mm) and bottom bar (120x42mm). 16x15mm clip bar should be used for required bars. Sash frame should be fixed with 38x38x2.5mm Al bracket using 1/8x3/8" Al rivets, 8mm dia. treaded bar with nuts for top and bottom bars. 4mm thick Al/PVC double side composite board for bottom panel and 5mm thick clear glass for top panel should be fixed. Rate should be included for supplying and fixing required Mohair beading, 3303, 3303A and 455S Rubber beadings, 3 Nrs of 100x75mm Al hinges using 5/32x3/8" Al rivets, Al bronze anodized door handle (102x40mm) pair with cap nuts, Door lock (CL or equivalent approved by the Engineer), Screws, Pop rivets, Silicone etc.</p>	m ²	29,000.00

ALB06	<p>900x2550mm Bronze Anodized Aluminium Panel Door (Top and Bottom Panel - Glass) with Louvers - Supplying, fabricating and fixing Aluminium bronze anodized paneled door (Top and Bottom panel – Glass) with frame (1 Nr door sash and 2 Nrs 450mm height louver panels at the top) as per Drg. No. SPES/RATE23/D/L/01, Option 2. Overall size of the door frame is 900x2550mm including 450mm high louvers. (Size may be changed according to the site) Door frame consisting top bar (76x32mm), side bars (76x32mm, use 18x11mm door stopper bar at louver height with required Al rivets) horizontal middle bar (76x32mm with 70x4mm clip bar) and vertical middle bar (46x41mm) with 18x11mm door stopper bar around door frame using 5/32x3/8" Al rivets, and fixing with 50x18x2mm Al bracket using 1/8x3/8" Al rivets and 8x1 1/2" ST screws. Louver blades (52x34mm) should be fixed to louver frame bars (20x37mm) using 1/8x1/2" Al rivets, and louver panel fixed to frame using 1/8x1/2" Al rivets. Frame should be fixed to wall with 12 Nrs of No 6 rowl plugs and 8x3" ST screws. Door sash consisting top bar (80x42mm), side bars (66x45mm hinges side, 70x45mm lock side), middle bar (100x42mm) and bottom bar (120x42mm). 16x15mm clip bar should be used for required bars. Sash frame should be fixed with 38x38x2.5mm Al bracket using 1/8x3/8" Al rivets, 8mm dia. treaded bar with nuts for top and bottom bars. 5mm thick clear glass for top and bottom panel should be fixed. Rate should be included for supplying and fixing required Mohair beading, 455S Rubber beadings, 3 Nrs of 100x75mm Al hinges using 5/32x3/8" Al rivets, Al bronze anodized door handle (102x40mm) pair with cap nuts, Door lock (CL or equivalent approved by the Engineer), Screws, Pop rivets, Silicone etc.</p>	m ²	28,400.00
ALB07	<p>900x2550mm Bronze Anodized Aluminium Panel Door (Top Panel - Glass, Bottom Panel - Cladding Board) with Fix Glass - Supplying, fabricating and fixing Aluminium bronze anodized paneled door (Top panel - Glass, Bottom panel – Al/PVC Composite board) with frame (1 Nr door sash and 2 Nrs 450mm height fix glass panels at the top) as per Drg. No. SPES/RATE23/D/F/01, Option 1. Overall size of the door frame is 900x2550mm including 450mm high fix glass. (Size may be changed according to the site) Door frame consisting top bar (76x32mm), side bars (76x32mm) horizontal middle bar (75x32mm with 70x11mm clip bar and 31x19mm clip bar) and vertical middle bar (76x32mm with 70x11mm clip bar) with 18x11mm door stopper bar around door frame using 5/32x3/8" Al rivets, and fixing with 50x18x2mm Al bracket using 1/8x3/8" Al rivets and 8x1 1/2" ST screws. Frame top panels should be fixed with 5mm thick clear glass using 455S rubber beading. Frame should be fixed to wall with 12 Nrs of No 6 rowl plugs and 8x3" ST screws. Door sash consisting top bar (80x42mm), side bars (66x45mm hinges side, 70x45mm lock side), middle bar (100x42mm) and bottom bar (120x42mm). 16x15mm clip bar should be used for required bars. Sash frame should be fixed with 38x38x2.5mm Al bracket using 1/8x3/8" Al rivets, 8mm dia. treaded bar with nuts for top and bottom bars. 4mm thick Al/PVC double side composite board for bottom panel and 5mm thick clear glass for top panel should be fixed. Rate should be included for supplying and fixing required Mohair beading, 3303, 3303A and 455S Rubber beadings, 3 Nrs of 100x75mm Al hinges using 5/32x3/8" Al rivets, Al bronze anodized door handle (102x40mm) pair with cap nuts, Door lock (CL or equivalent approved by the Engineer), Screws, Pop rivets, Silicone etc.</p>	m ²	25,800.00

ALB08	<p>900x2550mm Bronze Anodized Aluminium Panel Door (Top and Bottom Panel - Glass) with Fix Glass - Supplying, fabricating and fixing Aluminium bronze anodized paneled door (Top and Bottom panel – Glass) with frame (1 Nr door sash and 2 Nrs 450mm height fix glass panels at the top) as per Drg. No. SPES/RATE23/D/F/01, Option 2. Overall size of the door frame is 900x2550mm including 450mm high fix glass. (Size may be changed according to the site) Door frame consisting top bar (76x32mm), side bars (76x32mm) horizontal middle bar (75x32mm with 70x11mm clip bar and 31x19mm clip bar) and vertical middle bar (76x32mm with 70x11mm clip bar) with 18x11mm door stopper bar around door frame using 5/32x3/8" Al rivets, and fixing with 50x18x2mm Al bracket using 1/8x3/8" Al rivets and 8x1 1/2" ST screws. Frame top panels should be fixed with 5mm thick clear glass using 455S rubber beading. Frame should be fixed to wall with 12 Nrs of No 6 rowl plugs and 8x3" ST screws. Door sash consisting top bar (80x42mm), side bars (66x45mm hinges side, 70x45mm lock side), middle bar (100x42mm) and bottom bar (120x42mm). 16x15mm clip bar should be used for required bars. Sash frame should be fixed with 38x38x2.5mm Al bracket using 1/8x3/8" Al rivets, 8mm dia. treaded bar with nuts for top and bottom bars. 5mm thick clear glass for top and bottom panels should be fixed. Rate should be included for supplying and fixing required Mohair beading, 455S Rubber beadings, 3 Nrs of 100x75mm Al hinges using 5/32x3/8" Al rivets, Al bronze anodized door handle (102x40mm) pair with cap nuts, Door lock (CL or equivalent approved by the Engineer), Screws, Pop rivets, Silicone etc.</p>	m ²	25,700.00
ALB09	<p>1050x2550mm Bronze Anodized Aluminium Panel Door (Top Panel - Glass, Bottom Panel - Cladding Board) with Louvers - Supplying, fabricating and fixing Aluminium bronze anodized paneled door (Top panel - Glass, Bottom panel – Al/PVC Composite board) with frame (1 Nr door sash and 2 Nrs 450mm height louver panels at the top) as per Drg. No. SPES/RATE23/D/L/02, Option 1. Overall size of the door frame is 1050x2550mm including 450mm high louvers. (Size may be changed according to the site) Door frame consisting top bar (76x32mm), side bars (76x32mm, use 18x11mm door stopper bar at louver height with required Al rivets) horizontal middle bar (76x32mm with 70x4mm clip bar) and vertical middle bar (46x41mm) with 18x11mm door stopper bar around door frame using 5/32x3/8" Al rivets, and fixing with 50x18x2mm Al bracket using 1/8x3/8" Al rivets and 8x1 1/2" ST screws. Louver blades (52x34mm) should be fixed to louver frame bars (20x37mm) using 1/8x1/2" Al rivets, and louver panel fixed to frame using 1/8x1/2" Al rivets. Frame should be fixed to wall with 12 Nrs of No 6 rowl plugs and 8x3" ST screws. Door sash consisting top bar (80x42mm), side bars (66x45mm hinges side, 70x45mm lock side), middle bar (100x42mm) and bottom bar (120x42mm). 16x15mm clip bar should be used for required bars. Sash frame should be fixed with 38x38x2.5mm Al bracket using 1/8x3/8" Al rivets, 8mm dia. treaded bar with nuts for top and bottom bars. 4mm thick Al/PVC double side composite board for bottom panel and 5mm thick clear glass for top panel should be fixed. Rate should be included for supplying and fixing required Mohair beading, 3303, 3303A and 455S Rubber beadings, 4 Nrs of 100x75mm Al hinges using 5/32x3/8" Al rivets, Al bronze anodized door handle (102x40mm) pair with cap nuts, Door lock (CL or equivalent approved by the Engineer), Screws, Pop rivets, Silicone etc.</p>	m ²	26,100.00

ALB10	<p>1050x2550mm Bronze Anodized Aluminium Panel Door (Top and Bottom Panel - Glass) with Louvers - Supplying, fabricating and fixing Aluminium bronze anodized paneled door (Top and Bottom panel – Glass) with frame (1 Nr door sash and 2 Nrs 450mm height louver panels at the top) as per Drg. No. SPES/RATE23/D/L/02, Option 2. Overall size of the door frame is 1050x2550mm including 450mm high louvers. (Size may be changed according to the site) Door frame consisting top bar (76x32mm), side bars (76x32mm, use 18x11mm door stopper bar at louver height with required Al rivets) horizontal middle bar (76x32mm with 70x4mm clip bar) and vertical middle bar (46x41mm) with 18x11mm door stopper bar around door frame using 5/32x3/8" Al rivets, and fixing with 50x18x2mm Al bracket using 1/8x3/8" Al rivets and 8x1 1/2" ST screws. Louver blades (52x34mm) should be fixed to louver frame bars (20x37mm) using 1/8x1/2" Al rivets, and louver panel fixed to frame using 1/8x1/2" Al rivets. Frame should be fixed to wall with 12 Nrs of No 6 rowl plugs and 8x3" ST screws. Door sash consisting top bar (80x42mm), side bars (66x45mm hinges side, 70x45mm lock side), middle bar (100x42mm) and bottom bar (120x42mm). 16x15mm clip bar should be used for required bars. Sash frame should be fixed with 38x38x2.5mm Al bracket using 1/8x3/8" Al rivets, 8mm dia. treaded bar with nuts for top and bottom bars. 5mm thick clear glass for top and bottom panel should be fixed. Rate should be included for supplying and fixing required Mohair beading, 455S Rubber beadings, 4 Nrs of 100x75mm Al hinges using 5/32x3/8" Al rivets, Al bronze anodized door handle (102x40mm) pair with cap nuts, Door lock (CL or equivalent approved by the Engineer), Screws, Pop rivets, Silicone etc.</p>	m ²	26,100.00
ALB11	<p>1050x2550mm Bronze Anodized Aluminium Panel Door (Top Panel - Glass, Bottom Panel - Cladding Board) with Fix Glass - Supplying, fabricating and fixing Aluminium bronze anodized paneled door (Top panel - Glass, Bottom panel – Al/PVC Composite board) with frame (1 Nr door sash and 2 Nrs 450mm height fix glass panels at the top) as per Drg. No. SPES/RATE23/D/F/02, Option 1. Overall size of the door frame is 1050x2550mm including 450mm high fix glass. (Size may be changed according to the site) Door frame consisting top bar (76x32mm), side bars (76x32mm) horizontal middle bar (75x32mm with 70x11mm clip bar and 31x19mm clip bar) and vertical middle bar (76x32mm with 70x11mm clip bar) with 18x11mm door stopper bar around door frame using 5/32x3/8" Al rivets, and fixing with 50x18x2mm Al bracket using 1/8x3/8" Al rivets and 8x1 1/2" ST screws. Frame top panels should be fixed with 5mm thick clear glass using 455S rubber beading. Frame should be fixed to wall with 12 Nrs of No 6 rowl plugs and 8x3" ST screws. Door sash consisting top bar (80x42mm), side bars (66x45mm hinges side, 70x45mm lock side), middle bar (100x42mm) and bottom bar (120x42mm). 16x15mm clip bar should be used for required bars. Sash frame should be fixed with 38x38x2.5mm Al bracket using 1/8x3/8" Al rivets, 8mm dia. treaded bar with nuts for top and bottom bars. 4mm thick Al/PVC double side composite board for bottom panel and 5mm thick clear glass for top panel should be fixed. Rate should be included for supplying and fixing required Mohair beading, 3303, 3303A and 455S Rubber beadings, 4 Nrs of 100x75mm Al hinges using 5/32x3/8" Al rivets, Al bronze anodized door handle (102x40mm) pair with cap nuts, Door lock (CL or equivalent approved by the Engineer), Screws, Pop rivets, Silicone etc.</p>	m ²	23,500.00

ALB12	<p>1050x2550mm Bronze Anodized Aluminium Panel Door (Top and Bottom Panel - Glass) with Fix Glass - Supplying, fabricating and fixing Aluminium bronze anodized paneled door (Top and Bottom panel – Glass) with frame (1 Nr door sash and 2 Nrs 450mm height fix glass panels at the top) as per Drg. No. SPES/RATE23/D/F/02, Option 2. Overall size of the door frame is 1050x2550mm including 450mm high fix glass. (Size may be changed according to the site) Door frame consisting top bar (76x32mm), side bars (76x32mm) horizontal middle bar (75x32mm with 70x11mm clip bar and 31x19mm clip bar) and vertical middle bar (76x32mm with 70x11mm clip bar) with 18x11mm door stopper bar around door frame using 5/32x3/8" Al rivets, and fixing with 50x18x2mm Al bracket using 1/8x3/8" Al rivets and 8x1 1/2" ST screws. Frame top panels should be fixed with 5mm thick clear glass using 455S rubber beading. Frame should be fixed to wall with 12 Nrs of No 6 rowl plugs and 8x3" ST screws. Door sash consisting top bar (80x42mm), side bars (66x45mm hinges side, 70x45mm lock side), middle bar (100x42mm) and bottom bar (120x42mm). 16x15mm clip bar should be used for required bars. Sash frame should be fixed with 38x38x2.5mm Al bracket using 1/8x3/8" Al rivets, 8mm dia. treaded bar with nuts for top and bottom bars. 5mm thick clear glass for top and bottom panels should be fixed. Rate should be included for supplying and fixing required Mohair beading, 455S Rubber beadings, 4 Nrs of 100x75mm Al hinges using 5/32x3/8" Al rivets, Al bronze anodized door handle (102x40mm) pair with cap nuts, Door lock (CL or equivalent approved by the Engineer), Screws, Pop rivets, Silicone etc.</p>	m ²	23,500.00
ALB13	<p>1500x2100mm Bronze Anodized Aluminium Panel Double Door (Top Panel - Glass, Bottom Panel - Cladding Board) - Supplying, fabricating and fixing Aluminium bronze anodized paneled door (Top panel - Glass, Bottom panel – Al/PVC Composite board) with frame (2 Nrs door sash) as per Drg. No. SPES/RATE23/DD/01, Option 1. Overall size of the door frame is 1500x2100mm. (Size may be changed according to the site) Door frame consisting top and side bars (76x32mm) with 18x11mm door stopper bar using 5/32x3/8" Al rivets, and fixing with 50x18x2mm Al bracket using 1/8x3/8" Al rivets and 8x1 1/2" ST screws. Frame should be fixed to wall with 12 Nrs of No 6 rowl plugs and 8x3" ST screws. Door sash consisting top bar (80x42mm), side bars (66x45mm hinges side, 70x45mm lock side), middle bar (100x42mm) and bottom bar (120x42mm). 16x15mm clip bar should be used for required bars. Sash frame should be fixed with 38x38x2.5mm Al bracket using 1/8x3/8" Al rivets, 8mm dia. treaded bar with nuts for top and bottom bars. 4mm thick Al/PVC double side composite board for bottom panel and 5mm thick clear glass for top panel should be fixed. Rate should be included for supplying and fixing required Mohair beading, 3303, 3303A and 455S Rubber beadings, 6 Nrs of 100x75mm Al hinges using 5/32x3/8" Al rivets, 2 Nrs of Al bronze anodized door handle (102x40mm) pair with cap nuts, Door lock (CL or equivalent approved by the Engineer), Screws, Pop rivets, Silicone etc.</p>	m ²	26,100.00
ALB14	<p>1500x2100mm Bronze Anodized Aluminium Panel Double Door (Top and Bottom Panel - Glass) - Supplying, fabricating and fixing Aluminium bronze anodized paneled door (Top and Bottom panel – Glass) with frame (2 Nrs door sash) as per Drg. No. SPES/RATE23/DD/01, Option 2. Overall size of the door frame is 1500x2100mm. (Size may be changed according to the site) Door frame consisting top and side bars (76x32mm) with 18x11mm door stopper bar using 5/32x3/8" Al rivets, and fixing with 50x18x2mm Al bracket using 1/8x3/8" Al rivets and 8x1 1/2" ST screws. Frame should be fixed to wall with 12 Nrs of No 6 rowl plugs and 8x3" ST screws. Door sash consisting top bar (80x42mm), side bars (66x45mm hinges side, 70x45mm lock side), middle bar (100x42mm) and bottom bar (120x42mm). 16x15mm clip bar should be used for required bars. Sash frame should be fixed with 38x38x2.5mm Al bracket using 1/8x3/8" Al rivets, 8mm dia. treaded bar with nuts for top and bottom bars. 5mm thick clear glass for top and bottom panel should be fixed. Rate should be included for supplying and fixing required Mohair beading, 455S Rubber beadings, 6 Nrs of 100x75mm Al hinges using 5/32x3/8" Al rivets, 2 Nrs of Al bronze anodized door handle (102x40mm) pair with cap nuts, Door lock (CL or equivalent approved by the Engineer), Screws, Pop rivets, Silicone etc.</p>	m ²	26,100.00

ALB15	<p>1050x2100mm Bronze Anodized Aluminium Panel Single Swing Door (Top Panel - Glass, Bottom Panel - Cladding Board) - Supplying, fabricating and fixing Aluminium bronze anodized paneled swing door (Top panel - Glass, Bottom panel – Al/PVC Composite board) with frame (1 Nr door sash) as per Drg. No. SPES/RATE23/D/S/01, Option 1. Overall size of the door frame is 1050x2100mm. (Size may be changed according to the site) Door frame consisting top and side bars (100x45x1.2mm box bar) and fixing with 38x38x2.5mm Al bracket using 1/8x3/8" Al rivets. Frame should be fixed to wall with 15 Nrs of No 6 rowl plugs and 8x3" ST screws. Door sash consisting top bar (80x42mm), side bars (70x45mm), middle bar (100x42mm) and bottom bar (120x42mm). 16x15mm clip bar should be used for required bars. Sash frame should be fixed with 38x38x2.5mm Al bracket using 1/8x3/8" Al rivets, 8mm dia. treaded bar with nuts for top and bottom bars. 4mm thick Al/PVC double side composite board for bottom panel and 5mm thick clear glass for top panel should be fixed. Rate should be included for supplying and fixing required Mohair beading, 3303, 3303A and 455S rubber beadings, 1 Nrs of Floor hinges (VVP or equivalent approved by the Engineer, required one year warranty) with arm and pivot, 2 Nrs of SS bend door handle, Door lock (CL or equivalent approved by the Engineer), Screws, Pop rivets, Silicone etc.</p>	m ²	34,100.00
ALB16	<p>1050x2100mm Bronze Anodized Aluminium Panel Single Swing Door (Top and Bottom Panel - Glass) - Supplying, fabricating and fixing Aluminium bronze anodized paneled swing door (Top and bottom panel - Glass) with frame (1 Nr door sash) as per Drg. No. SPES/RATE23/D/S/01, Option 2. Overall size of the door frame is 1050x2100mm. (Size may be changed according to the site) Door frame consisting top and side bars (100x45x1.2mm box bar) and fixing with 38x38x2.5mm Al bracket using 1/8x3/8" Al rivets. Frame should be fixed to wall with 15 Nrs of No 6 rowl plugs and 8x3" ST screws. Door sash consisting top bar (80x42mm), side bars (70x45mm), middle bar (100x42mm) and bottom bar (120x42mm). 16x15mm clip bar should be used for required bars. Sash frame should be fixed with 38x38x2.5mm Al bracket using 1/8x3/8" Al rivets, 8mm dia. treaded bar with nuts for top and bottom bars. 5mm thick clear glass for top and bottom panel should be fixed. Rate should be included for supplying and fixing required Mohair beading, 455S Rubber beadings, 1 Nrs of Floor hinges (VVP or equivalent approved by the Engineer, required one year warranty) with arm and pivot, 2 Nrs of SS bend door handle, Door lock (CL or equivalent approved by the Engineer), Screws, Pop rivets, Silicone etc.</p>	m ²	34,100.00
ALB17	<p>1800x2100mm Bronze Anodized Aluminium Panel Double Swing Door (Top Panel - Glass, Bottom Panel - Cladding Board) - Supplying, fabricating and fixing Aluminium bronze anodized paneled swing door (Top panel - Glass, Bottom panel – Al/PVC Composite board) with frame (2 Nrs door sash) as per Drg. No. SPES/RATE23/DD/S/01, Option 1. Overall size of the door frame is 1800x2100mm. (Size may be changed according to the site) Door frame consisting top and side bars (100x45x1.2mm box bar) and fixing with 38x38x2.5mm Al bracket using 1/8x3/8" Al rivets. Frame should be fixed to wall with 17 Nrs of No 6 rowl plugs and 8x3" ST screws. Door sash consisting top bar (80x42mm), side bars (70x45mm), middle bar (100x42mm) and bottom bar (120x42mm). 16x15mm clip bar should be used for required bars. Sash frame should be fixed with 38x38x2.5mm Al bracket using 1/8x3/8" Al rivets, 8mm dia. treaded bar with nuts for top and bottom bars. 4mm thick Al/PVC double side composite board for bottom panel and 5mm thick clear glass for top panel should be fixed. Rate should be included for supplying and fixing required Mohair beading, 3303, 3303A and 455S Rubber beadings, 2 Nrs of Floor hinges (VVP or equivalent approved by the Engineer, required one year warranty) with arm and pivot, 4 Nrs of SS bend door handle, Door lock (CL or equivalent approved by the Engineer), Screws, Pop rivets, Silicone etc.</p>	m ²	34,300.00

ALB18	<p>1800x2100mm Bronze Anodized Aluminium Panel Double Swing Door (Top and Bottom Panel - Glass) - Supplying, fabricating and fixing Aluminium bronze anodized paneled swing door (Top and Bottom panel - Glass) with frame (2 Nrs door sash) as per Drg. No. SPES/RATE23/DD/S/01, Option 2. Overall size of the door frame is 1800x2100mm. (Size may be changed according to the site) Door frame consisting top and side bars (100x45x1.2mm box bar) and fixing with 38x38x2.5mm Al bracket using 1/8x3/8" Al rivets. Frame should be fixed to wall with 17 Nrs of No 6 rowl plugs and 8x3" ST screws. Door sash consisting top bar (80x42mm), side bars (70x45mm), middle bar (100x42mm) and bottom bar (120x42mm). 16x15mm clip bar should be used for required bars. Sash frame should be fixed with 38x38x2.5mm Al bracket using 1/8x3/8" Al rivets, 8mm dia. treaded bar with nuts for top and bottom bars. 5mm thick clear glass for top and bottom panel should be fixed. Rate should be included for supplying and fixing required Mohair beading, 455S Rubber beadings, 2 Nrs of Floor hinges (VVP or equivalent approved by the Engineer, required one year warranty) with arm and pivot, 4 Nrs of SS bend door handle, Door lock (CL or equivalent approved by the Engineer), Screws, Pop rivets, Silicone etc.</p>	m ²	34,300.00
ALB19	<p>900x2100mm Bronze Anodized Aluminium Panel Sliding Door (Top Panel - Glass, Bottom Panel - Cladding Board) - Supplying, fabricating and fixing Aluminium bronze anodized paneled sliding door (Top panel - Glass, Bottom panel - Al/PVC Composite board) with frame (1 Nr door sash) as per Drg. No. SPES/RATE23/SD/01, Option 1. Overall size of the door frame is 900x2100mm. (Size may be changed according to the site) Door frame consisting top rail (40x33mm), bottom rail (40x20mm) and side bars (40x24mm), and fixing using 8x1 1/2" ST screws. Frame should be fixed to wall with 14 Nrs of No 6 rowl plugs and 8x2" ST screws. Door sash consisting top bar (22x32mm), side bars (50x26mm), middle bar (22x30mm) and bottom bar (22x56mm). Sash frame should be fixed using 8x1 1/2" ST screws. 4mm thick Al/PVC double side composite board for bottom panel and 5mm thick clear glass for top panel should be fixed. Rate should be included for supplying and fixing required 3303, 3303A and 455S Rubber beadings, 2 Nrs of Adjustable rollers, 4 Nrs of Guide runners for the top, 2 Nrs of Aluminium plate door handles, Door lock (CL or equivalent approved by the Engineer), Screws, Pop rivets, Hole buttons, Silicone etc. (Frame height and door sash width should be measured for payments)</p>	m ²	18,000.00
ALB20	<p>900x2100mm Bronze Anodized Aluminium Panel Sliding Door (Top and Bottom Panel - Glass) - Supplying, fabricating and fixing Aluminium bronze anodized paneled sliding door (Top and bottom panel - Glass) with frame (1 Nr door sash) as per Drg. No. SPES/RATE23/SD/01, Option 2. Overall size of the door frame is 900x2100mm. (Size may be changed according to the site) Door frame consisting top rail (40x33mm), bottom rail (40x20mm) and side bars (40x24mm), and fixing using 8x1 1/2" ST screws. Frame should be fixed to wall with 14 Nrs of No 6 rowl plugs and 8x2" ST screws. Door sash consisting top bar (22x32mm), side bars (50x26mm), middle bar (22x30mm) and bottom bar (22x56mm). Sash frame should be fixed using 8x1 1/2" ST screws. 5mm thick clear glass for top and bottom panels should be fixed. Rate should be included for supplying and fixing required 455S Rubber beadings, 2 Nrs of Adjustable rollers, 4 Nrs of Guide runners for the top, 2 Nrs of Aluminium plate door handles, Door lock (CL or equivalent approved by the Engineer), Screws, Pop rivets, Hole buttons, Silicone etc. (Frame height and door sash width should be measured for payments)</p>	m ²	17,900.00

ALB21	<p>Wash Room/ Toilet Door - 750x2100mm Bronze Anodized Aluminium Panel Door (Top and Bottom Panel - Cladding Board) - Supplying, fabricating and fixing Aluminium bronze anodized paneled door (Top and Bottom panel – Al/PVC Composite board) with frame (1 Nr door sash) as per Drg. No. SPES/RATE23/D/03. Overall size of the door frame is 750x2100mm. (Size may be changed according to the site) Door frame consisting top and side bars (76x23mm), and fixing with 38x38x2.5mm Al bracket using 1/8x3/8" Al rivets. Frame should be fixed to wall with 8 Nrs of No 6 rowl plugs and 8x3" ST screws. Door sash consisting top and bottom bar (80x42mm), side bars (66x45mm hinges side, 70x45mm lock side) and middle bar (100x42mm). 16x15mm clip bar should be used for required bars. Sash frame should be fixed with 38x38x2.5mm Al bracket using 1/8x3/8" Al rivets, 8mm dia. treaded bar with nuts for top and bottom bars. 3mm thick Al/PVC double side composite board for top and bottom panels should be fixed. Rate should be included for supplying and fixing required Mohair beading, 3303A Rubber beadings, 3 Nrs of 100x75mm Aluminium hinges using 5/32x3/8" Al rivets, 2 Nrs of Aluminium plate door handle, Door lock (CL or equivalent approved by the Engineer), 2 Nrs of 3" Al Barrel Bolt, Screws, Pop rivets, Silicone etc.</p>	m ²	26,300.00
ALB22	<p>Normal Toilet Door - 750x1950mm Bronze Anodized Aluminium Fully Cladding Door - Supplying, fabricating and fixing Aluminium bronze anodized fully composite board (Al/PVC Composite board) door with frame (1 Nr door sash) as per Drg. No. SPES/RATE23/D/04. Overall size of the door frame is 750x1950mm. (Size may be changed according to the site) Door frame consisting top and side bars (50x25x0.9mm box bars) with 18x11mm door stopper bar using 5/32x3/8" Al rivets and fixing with 38x38x2.5mm Al bracket using 1/8x3/8" Al rivets. Frame should be fixed to wall with 8 Nrs of No 6 rowl plugs and 8x3" ST screws. Door sash consisting top, sides, bottom and 2 Nrs of middle bars (50x25x0.9mm box bars). Sash frame should be fixed with 38x38x2.5mm Al bracket using 1/8x3/8" Al rivets, 3mm thick Al/PVC double side composite board for full door should be fixed using 1/8x3/8" Al rivets. Rate should be included for supplying and fixing required Mohair beading, 3 Nrs of 100x75mm Aluminium hinges using 5/32x3/8" Al rivets, 2 Nrs of Aluminium plate door handle, 2 Nrs of 2" Al Barrel Bolt, Screws, Pop rivets, Silicone etc.</p>	m ²	15,700.00
ALB23	<p>600x1200mm Bronze Anodized Aluminium Casement Window (1 Sash) - Supplying, fabricating and fixing Aluminium bronze anodized casement window with frame (1 Nr window sash) as per Drg. No. SPES/RATE23/CW/01. Overall size of the window frame is 600x1200mm. (Size may be changed according to the site) Window frame consisting top, bottom and side bars (41x31mm), and fixing with 38x38x2.5mm Al bracket using 1/8x3/8" Al rivets. Frame should be fixed to wall with 10 Nrs of No 6 rowl plugs and 8x2" ST screws. Window sash consisting top, bottom and side bars (40x35mm) should be fixed using 8x1 1/2" ST screws, and 5mm thick clear glass. Rate should be included for supplying and fixing required 437K Rubber beading, 674U Rubber beading, 2 Nrs of 14" SS 304 bar hinges using 5/32x3/8" Al rivets, 1 Nrs of heavy quality Al fasteners using 5/32x3/8" Al rivets, Screws, Pop rivets, Silicone etc.</p>	m ²	27,700.00
ALB24	<p>1200x1200mm Bronze Anodized Aluminium Casement Window (2 Sashes) - Supplying, fabricating and fixing Aluminium bronze anodized casement window with frame (2 Nrs window sashes) as per Drg. No. SPES/RATE23/CW/02. Overall size of the window frame is 1200x1200mm. (Size may be changed according to the site) Window frame consisting top, bottom and side bars (41x31mm), middle bars (46x41mm), and fixing with 38x38x2.5mm Al bracket using 1/8x3/8" Al rivets and 8x1 1/2" ST screws. Frame should be fixed to wall with 12 Nrs of No 6 rowl plugs and 8x2" ST screws. Window sash consisting top, bottom and side bars (40x35mm) should be fixed using 8x1 1/2" ST screws, and 5mm thick clear glass. Rate should be included for supplying and fixing required 437K Rubber beading, 674U Rubber beading, 4 Nrs of 14" SS 304 bar hinges using 5/32x3/8" Al rivets, 2 Nrs of heavy quality Al fasteners using 5/32x3/8" Al rivets, Screws, Pop rivets, Silicone etc.</p>	m ²	26,400.00

ALB25	<p>1800x1200mm Bronze Anodized Aluminium Casement Window (3 Sashes) - Supplying, fabricating and fixing Aluminium bronze anodized casement window with frame (3 Nrs window sashes) as per Drg. No. SPES/RATE23/CW/03. Overall size of the window frame is 1800x1200mm. (Size may be changed according to the site) Window frame consisting top, bottom and side bars (41x31mm), middle bars (46x41mm), and fixing with 38x38x2.5mm Al bracket using 1/8x3/8" Al rivets and 8x1 1/2" ST screws. Frame should be fixed to wall with 14 Nrs of No 6 rowl plugs and 8x2" ST screws. Window sash consisting top, bottom and side bars (40x35mm) should be fixed using 8x1 1/2" ST screws, and 5mm thick clear glass. Rate should be included for supplying and fixing required 437K Rubber beading, 674U Rubber beading, 6 Nrs of 14" SS 304 bar hinges using 5/32x3/8" Al rivets, 3 Nrs of heavy quality Al fasteners using 5/32x3/8" Al rivets, Screws, Pop rivets, Silicone etc.</p>	m ²	26,000.00
ALB26	<p>2400x1200mm Bronze Anodized Aluminium Casement Window (4 Sashes) - Supplying, fabricating and fixing Aluminium bronze anodized casement window with frame (4 Nrs window sashes) as per Drg. No. SPES/RATE23/CW/04. Overall size of the window frame is 2400x1200mm. (Size may be changed according to the site) Window frame consisting top, bottom and side bars (41x31mm), middle bars (46x41mm), and fixing with 38x38x2.5mm Al bracket using 1/8x3/8" Al rivets and 8x1 1/2" ST screws. Frame should be fixed to wall with 16 Nrs of No 6 rowl plugs and 8x2" ST screws. Window sash consisting top, bottom and side bars (40x35mm) should be fixed using 8x1 1/2" ST screws, and 5mm thick clear glass. Rate should be included for supplying and fixing required 437K Rubber beading, 674U Rubber beading, 8 Nrs of 14" SS 304 bar hinges using 5/32x3/8" Al rivets, 4 Nrs of heavy quality Al fasteners using 5/32x3/8" Al rivets, Screws, Pop rivets, Silicone etc.</p>	m ²	25,800.00
ALB27	<p>3000x1200mm Bronze Anodized Aluminium Casement Window (5 Sashes) - Supplying, fabricating and fixing Aluminium bronze anodized casement window with frame (5 Nrs window sashes) as per Drg. No. SPES/RATE23/CW/05. Overall size of the window frame is 3000x1200mm. (Size may be changed according to the site) Window frame consisting top, bottom and side bars (41x31mm), middle bars (46x41mm), and fixing with 38x38x2.5mm Al bracket using 1/8x3/8" Al rivets and 8x1 1/2" ST screws. Frame should be fixed to wall with 18 Nrs of No 6 rowl plugs and 8x2" ST screws. Window sash consisting top, bottom and side bars (40x35mm) should be fixed using 8x1 1/2" ST screws, and 5mm thick clear glass. Rate should be included for supplying and fixing required 437K rubber beading, 674U rubber beading, 10 Nrs of 14" SS 304 bar hinges using 5/32x3/8" Al rivets, 5 Nrs of heavy quality Al fasteners using 5/32x3/8" Al rivets, Screws, Pop rivets, Silicone etc.</p>	m ²	25,600.00
ALB28	<p>600x1650mm Bronze Anodized Aluminium Casement Window (1 Sashes) with Fix Glass (1 Fix Glasses at the top) - Supplying, fabricating and fixing Aluminium bronze anodized casement window with frame (1 Nr window sash and 1 Nr fix glass at the top) as per Drg. No. SPES/RATE23/CW/L/01. Overall size of the window frame is 600x1650mm including 450mm high fix glasses. (Size may be changed according to the site) Window frame consisting top, bottom and side bars (41x31mm), horizontal middle bar (46x41mm), and fixing with 38x38x2.5mm Al bracket using 1/8x3/8" Al rivets and 8x1 1/2" ST screws. Frame should be fixed to wall with 12 Nrs of No 6 rowl plugs and 8x2" ST screws. Frame top panel should be fixed with 5mm thick clear glass using 34x18mm clip bar and 455S rubber beading. Window sash consisting top, bottom and side bars (40x35mm) should be fixed using 8x1 1/2" ST screws, and 5mm thick clear glass. Rate should be included for supplying and fixing required 437K Rubber beading, 674U Rubber beading, 2 Nrs of 14" SS 304 bar hinges using 5/32x3/8" Al rivets, 1 Nr of heavy quality Al fasteners using 5/32x3/8" Al rivets, Screws, Pop rivets, Silicone etc.</p>	m ²	25,000.00

ALB29	<p>1200x1650mm Bronze Anodized Aluminium Casement Window (2 Sashes) with Fix Glass (2 Fix Glasses at the top) - Supplying, fabricating and fixing Aluminium bronze anodized casement window with frame (2 Nrs window sashes and 2 Nrs fix glasses at the top) as per Drg. No. SPES/RATE23/CW/L/02. Overall size of the window frame is 1200x1650mm including 450mm high fix glasses. (Size may be changed according to the site) Window frame consisting top, bottom and side bars (41x31mm), vertical and horizontal middle bars (46x41mm), and fixing with 38x38x2.5mm Al bracket using 1/8x3/8" Al rivets and 8x1 1/2" ST screws. Frame should be fixed to wall with 14 Nrs of No 6 rowl plugs and 8x2" ST screws. Frame top panels should be fixed with 5mm thick clear glass using 34x18mm clip bar and 455S rubber beading. Window sash consisting top, bottom and side bars (40x35mm) should be fixed using 8x1 1/2" ST screws, and 5mm thick clear glass. Rate should be included for supplying and fixing required 437K Rubber beading, 674U Rubber beading, 4 Nrs of 14" SS 304 bar hinges using 5/32x3/8" Al rivets, 2 Nrs of heavy quality Al fasteners using 5/32x3/8" Al rivets, Screws, Pop rivets, Silicone etc.</p>	m ²	24,000.00
ALB30	<p>1800x1650mm Bronze Anodized Aluminium Casement Window (3 Sashes) with Fix Glass (3 Fix Glasses at the top) - Supplying, fabricating and fixing Aluminium bronze anodized casement window with frame (3 Nrs window sashes and 3 Nrs fix glasses at the top) as per Drg. No. SPES/RATE23/CW/L/03. Overall size of the window frame is 1800x1650mm including 450mm high fix glasses. (Size may be changed according to the site) Window frame consisting top, bottom and side bars (41x31mm), vertical and horizontal middle bars (46x41mm), and fixing with 38x38x2.5mm Al bracket using 1/8x3/8" Al rivets and 8x1 1/2" ST screws. Frame should be fixed to wall with 16 Nrs of No 6 rowl plugs and 8x2" ST screws. Frame top panels should be fixed with 5mm thick clear glass using 34x18mm clip bar and 455S rubber beading. Window sash consisting top, bottom and side bars (40x35mm) should be fixed using 8x1 1/2" ST screws, and 5mm thick clear glass. Rate should be included for supplying and fixing required 437K Rubber beading, 674U Rubber beading, 6 Nrs of 14" SS 304 bar hinges using 5/32x3/8" Al rivets, 3 Nrs of heavy quality Al fasteners using 5/32x3/8" Al rivets, Screws, Pop rivets, Silicone etc.</p>	m ²	23,800.00
ALB31	<p>2400x1650mm Bronze Anodized Aluminium Casement Window (4 Sashes) with Fix Glass (4 Fix Glasses at the top) - Supplying, fabricating and fixing Aluminium bronze anodized casement window with frame (4 Nrs window sashes and 4 Nrs fix glasses at the top) as per Drg. No. SPES/RATE23/CW/L/04. Overall size of the window frame is 2400x1650mm including 450mm high fix glasses. (Size may be changed according to the site) Window frame consisting top, bottom and side bars (41x31mm), vertical and horizontal middle bars (46x41mm), and fixing with 38x38x2.5mm Al bracket using 1/8x3/8" Al rivets and 8x1 1/2" ST screws. Frame should be fixed to wall with 18 Nrs of No 6 rowl plugs and 8x2" ST screws. Frame top panels should be fixed with 5mm thick clear glass using 34x18mm clip bar and 455S rubber beading. Window sash consisting top, bottom and side bars (40x35mm) should be fixed using 8x1 1/2" ST screws, and 5mm thick clear glass. Rate should be included for supplying and fixing required 437K Rubber beading, 674U Rubber beading, 8 Nrs of 14" SS 304 bar hinges using 5/32x3/8" Al rivets, 4 Nrs of heavy quality Al fasteners using 5/32x3/8" Al rivets, Screws, Pop rivets, Silicone etc.</p>	m ²	23,600.00
ALB32	<p>3000x1650mm Bronze Anodized Aluminium Casement Window (5 Sashes) with Fix Glass (5 Fix Glasses at the top) - Supplying, fabricating and fixing Aluminium bronze anodized casement window with frame (5 Nrs window sashes and 5 Nrs fix glasses at the top) as per Drg. No. SPES/RATE23/CW/L/05. Overall size of the window frame is 3000x1650mm including 450mm high fix glasses. (Size may be changed according to the site) Window frame consisting top, bottom and side bars (41x31mm), vertical and horizontal middle bars (46x41mm), and fixing with 38x38x2.5mm Al bracket using 1/8x3/8" Al rivets and 8x1 1/2" ST screws. Frame should be fixed to wall with 20 Nrs of No 6 rowl plugs and 8x2" ST screws. Frame top panels should be fixed with 5mm thick clear glass using 34x18mm clip bar and 455S rubber beading. Window sash consisting top, bottom and side bars (40x35mm) should be fixed using 8x1 1/2" ST screws, and 5mm thick clear glass. Rate should be included for supplying and fixing required 437K Rubber beading, 674U Rubber beading, 10 Nrs of 14" SS 304 bar hinges using 5/32x3/8" Al rivets, 5 Nrs of heavy quality Al fasteners using 5/32x3/8" Al rivets, Screws, Pop rivets, Silicone etc.</p>	m ²	23,500.00

ALB33	<p>600x1650mm Bronze Anodized Aluminium Casement Window (1 Sash) with Louvers (1 Louver at the top) - Supplying, fabricating and fixing Aluminium bronze anodized casement window with frame (1 Nr window sashes and 1 Nr louver at the top) as per Drg. No. SPES/RATE23/CW/F/01. Overall size of the window frame is 600x1650mm including 450mm high louver. (Size may be changed according to the site) Window frame consisting top, bottom and side bars (41x31mm), vertical and horizontal middle bars (46x41mm), and fixing with 38x38x2.5mm Al bracket using 1/8x3/8" Al rivets and 8x1 1/2" ST screws. Frame should be fixed to wall with 12 Nrs of No 6 rowl plugs and 8x2" ST screws. Frame top panel should be fixed with 52x34mm louver blades with 20x37mm louver frame bars using 1/8x1/2" Al rivets. Window sash consisting top, bottom and side bars (40x35mm) should be fixed using 8x1 1/2" ST screws, and 5mm thick clear glass. Rate should be included for supplying and fixing required 437K Rubber beading, 674U Rubber beading, 2 Nrs of 14" SS 304 bar hinges using 5/32x3/8" Al rivets, 1 Nrs of heavy quality Al fasteners using 5/32x3/8" Al rivets, Screws, Pop rivets, Silicone etc.</p>	m ²	28,500.00
ALB34	<p>1200x1650mm Bronze Anodized Aluminium Casement Window (2 Sashes) with Louvers (2 Louvers at the top) - Supplying, fabricating and fixing Aluminium bronze anodized casement window with frame (2 Nrs window sashes and 2 Nrs louvers at the top) as per Drg. No. SPES/RATE23/CW/F/02. Overall size of the window frame is 1200x1650mm including 450mm high louvers. (Size may be changed according to the site) Window frame consisting top, bottom and side bars (41x31mm), vertical and horizontal middle bars (46x41mm), and fixing with 38x38x2.5mm Al bracket using 1/8x3/8" Al rivets and 8x1 1/2" ST screws. Frame should be fixed to wall with 14 Nrs of No 6 rowl plugs and 8x2" ST screws. Frame top panels should be fixed with 52x34mm louver blades with 20x37mm louver frame bars using 1/8x1/2" Al rivets. Window sash consisting top, bottom and side bars (40x35mm) should be fixed using 8x1 1/2" ST screws, and 5mm thick clear glass. Rate should be included for supplying and fixing required 437K Rubber beading, 674U Rubber beading, 4 Nrs of 14" SS 304 bar hinges using 5/32x3/8" Al rivets, 2 Nrs of heavy quality Al fasteners using 5/32x3/8" Al rivets, Screws, Pop rivets, Silicone etc.</p>	m ²	27,700.00
ALB35	<p>1800x1650mm Bronze Anodized Aluminium Casement Window (3 Sashes) with Louvers (3 Louvers at the top) - Supplying, fabricating and fixing Aluminium bronze anodized casement window with frame (3 Nrs window sashes and 3 Nrs louvers at the top) as per Drg. No. SPES/RATE23/CW/F/03. Overall size of the window frame is 1800x1650mm including 450mm high louvers. (Size may be changed according to the site) Window frame consisting top, bottom and side bars (41x31mm), vertical and horizontal middle bars (46x41mm), and fixing with 38x38x2.5mm Al bracket using 1/8x3/8" Al rivets and 8x1 1/2" ST screws. Frame should be fixed to wall with 16 Nrs of No 6 rowl plugs and 8x2" ST screws. Frame top panels should be fixed with 52x34mm louver blades with 20x37mm louver frame bars using 1/8x1/2" Al rivets. Window sash consisting top, bottom and side bars (40x35mm) should be fixed using 8x1 1/2" ST screws, and 5mm thick clear glass. Rate should be included for supplying and fixing required 437K Rubber beading, 674U Rubber beading, 6 Nrs of 14" SS 304 bar hinges using 5/32x3/8" Al rivets, 3 Nrs of heavy quality Al fasteners using 5/32x3/8" Al rivets, Screws, Pop rivets, Silicone etc.</p>	m ²	27,400.00
ALB36	<p>2400x1650mm Bronze Anodized Aluminium Casement Window (4 Sashes) with Louvers (4 Louvers at the top) - Supplying, fabricating and fixing Aluminium bronze anodized casement window with frame (4 Nrs window sashes and 4 Nrs louvers at the top) as per Drg. No. SPES/RATE23/CW/F/04. Overall size of the window frame is 2400x1650mm including 450mm high louvers. (Size may be changed according to the site) Window frame consisting top, bottom and side bars (41x31mm), vertical and horizontal middle bars (46x41mm), and fixing with 38x38x2.5mm Al bracket using 1/8x3/8" Al rivets and 8x1 1/2" ST screws. Frame should be fixed to wall with 18 Nrs of No 6 rowl plugs and 8x2" ST screws. Frame top panels should be fixed with 52x34mm louver blades with 20x37mm louver frame bars using 1/8x1/2" Al rivets. Window sash consisting top, bottom and side bars (40x35mm) should be fixed using 8x1 1/2" ST screws, and 5mm thick clear glass. Rate should be included for supplying and fixing required 437K Rubber beading, 674U Rubber beading, 8 Nrs of 14" SS 304 bar hinges using 5/32x3/8" Al rivets, 4 Nrs of heavy quality Al fasteners using 5/32x3/8" Al rivets, Screws, Pop rivets, Silicone etc.</p>	m ²	27,200.00

ALB37	<p>3000x1650mm Bronze Anodized Aluminium Casement Window (5 Sashes) with Louvers (5 Louvers at the top) - Supplying, fabricating and fixing Aluminium bronze anodized casement window with frame (5 Nrs window sashes and 5 Nrs louvers at the top) as per Drg. No. SPES/RATE23/CW/F/05. Overall size of the window frame is 3000x1650mm including 450mm high louvers. (Size may be changed according to the site) Window frame consisting top, bottom and side bars (41x31mm), vertical and horizontal middle bars (46x41mm), and fixing with 38x38x2.5mm Al bracket using 1/8x3/8" Al rivets and 8x1 1/2" ST screws. Frame should be fixed to wall with 20 Nrs of No 6 rowl plugs and 8x2" ST screws. Frame top panels should be fixed with 52x34mm louver blades with 20x37mm louver frame bars using 1/8x1/2" Al rivets. Window sash consisting top, bottom and side bars (40x35mm) should be fixed using 8x1 1/2" ST screws, and 5mm thick clear glass. Rate should be included for supplying and fixing required 437K Rubber beading, 674U Rubber beading, 10 Nrs of 14" SS 304 bar hinges using 5/32x3/8" Al rivets, 5 Nrs of heavy quality Al fasteners using 5/32x3/8" Al rivets, Screws, Pop rivets, Silicone etc.</p>	m ²	27,100.00
ALB38	<p>1200x1200mm Bronze Anodized Aluminium Sliding Window (2 Sashes) - Supplying, fabricating and fixing Aluminium bronze anodized sliding window with frame (2 Nrs window sashes) as per Drg. No. SPES/RATE23/SW/01. Overall size of the window frame is 1200x1200mm. (Size may be changed according to the site) Window frame consisting top bars (70x32mm), bottom bar (70x30mm) and side bars (73x25mm), and fixing with 8x1 1/2" ST screws. Frame should be fixed to wall with 12 Nrs of No 6 rowl plugs and 8x2" ST screws. Window sash consisting top bar (28x32mm), bottom bar (22x56mm) and side bars (30x26mm one side, 30x32mm lock side) should be fixed using 8x1 1/2" ST screws, and 5mm thick clear glass. Rate should be included for supplying and fixing required 674U Rubber beading, 4 Nrs of Adjustable rollers, 8 Nrs of Guide runners for top, 1 Nr of heavy quality Crescent lock using 5/32x3/8" Al rivets, Screws, Pop rivets, Hole buttons, Silicone etc.</p>	m ²	20,800.00
ALB39	<p>2400x1200mm Bronze Anodized Aluminium Sliding Window (4 Sashes) - Supplying, fabricating and fixing Aluminium bronze anodized sliding window with frame (4 Nrs window sashes) as per Drg. No. SPES/RATE23/SW/02. Overall size of the window frame is 2400x1200mm. (Size may be changed according to the site) Window frame consisting top bars (70x32mm), bottom bar (70x30mm) and side bars (73x25mm), and fixing with 8x1 1/2" ST screws. Frame should be fixed to wall with 16 Nrs of No 6 rowl plugs and 8x2" ST screws. Window sash consisting top bar (28x32mm), bottom bar (22x56mm) and side bars (30x26mm one side, 30x32mm lock side) should be fixed using 8x1 1/2" ST screws, and 5mm thick clear glass. 30x16mm bar should be fixed to one middle sash using 5/32x1/2" Al rivets. Rate should be included for supplying and fixing required Mohair beading, 674U Rubber beading, 8 Nrs of Adjustable rollers, 16 Nrs of Guide runners for top, 2 Nr of heavy quality Crescent lock using 5/32x3/8" Al rivets, Screws, Pop rivets, Hole buttons, Silicone etc.</p>	m ²	19,400.00
ALB40	<p>1200x1650mm Bronze Anodized Aluminium Sliding Window (2 Sashes) with Louvers (2 Louvers at the top) - Supplying, fabricating and fixing Aluminium bronze anodized sliding window with frame (2 Nrs window sashes and 2 Nrs louvers at the top) as per Drg. No. SPES/RATE23/SW/L/01. Overall size of the window frame is 1200x1650mm including 450mm high louvers. (Size may be changed according to the site) Window frame consisting top bars (70x30mm), bottom bar (70x30mm) and side bars (73x25mm), horizontal middle bar (70x32mm) with 70x18mm clip bar, vertical side clip bars (73x18mm) for louver height, vertical middle bar (46x41mm) for louver height, and fixing with 8x1 1/2" ST screws and required Al rivets. Louver blades (52x34mm) should be fixed to louver frame bars (20x37mm) using 1/8x1/2" Al rivets, and louver panel fixed to frame using 1/8x1/2" Al rivets. Frame should be fixed to wall with 14 Nrs of No 6 rowl plugs and 8x2" ST screws. Window sash consisting top bar (28x32mm), bottom bar (22x56mm) and side bars (30x26mm one side, 30x32mm lock side) should be fixed using 8x1 1/2" ST screws, and 5mm thick clear glass. Rate should be included for supplying and fixing required 674U Rubber beading, 4 Nrs of Adjustable rollers, 8 Nrs of Guide runners for top, 1 Nr of heavy quality Crescent lock using 5/32x3/8" Al rivets, Screws, Pop rivets, Hole buttons, Silicone etc.</p>	m ²	24,900.00

ALB41	<p>2400x1650mm Bronze Anodized Aluminium Sliding Window (4 Sashes) with Louvers (4 Louvers at the top) - Supplying, fabricating and fixing Aluminium bronze anodized sliding window with frame (4 Nrs window sashes and 4 Nrs louvers at the top) as per Drg. No. SPES/RATE23/SW/L/02. Overall size of the window frame is 2400x1650mm including 450mm high louvers. (Size may be changed according to the site) Window frame consisting top bars (70x30mm), bottom bar (70x30mm) and side bars (73x25mm), horizontal middle bar (70x32mm) with 70x18mm clip bar, vertical side clip bars (73x18mm) for louver height, vertical middle bar (46x41mm) for louver height, and fixing with 8x1 1/2" ST screws and required Al rivets. Louver blades (52x34mm) should be fixed to louver frame bars (20x37mm) using 1/8x1/2" Al rivets, and louver panel fixed to frame using 1/8x1/2" Al rivets. Frame should be fixed to wall with 18 Nrs of No 6 rowl plugs and 8x2" ST screws. Window sash consisting top bar (28x32mm), bottom bar (22x56mm) and side bars (30x26mm one side, 30x32mm lock side) should be fixed using 8x1 1/2" ST screws, and 5mm thick clear glass. 30x16mm bar should be fixed to one middle sash using 5/32x1/2" Al rivets. Rate should be included for supplying and fixing required Mohair beading, 674U Rubber beading, 8 Nrs of Adjustable rollers, 16 Nrs of Guide runners for top, 2 Nr of heavy quality Crescent lock using 5/32x3/8" Al rivets, Screws, Pop rivets, Hole buttons, Silicone etc.</p>	m ²	23,600.00
ALB42	<p>1200x1650mm Bronze Anodized Aluminium Sliding Window (2 Sashes) with Fix Glass (2 Fix Glasses at the top) - Supplying, fabricating and fixing Aluminium bronze anodized sliding window with frame (2 Nrs window sashes and 2 Nrs fix glasses at the top) as per Drg. No. SPES/RATE23/SW/F/01. Overall size of the window frame is 1200x1650mm including 450mm high fix glasses. (Size may be changed according to the site) Window frame consisting top bars (70x30mm), bottom bar (70x30mm) and side bars (73x25mm), horizontal middle bar (70x32mm) with 70x18mm clip bar, vertical side clip bars (73x18mm) for fix glass height, vertical middle bar (46x41mm) for fix glass height, and fixing with 8x1 1/2" ST screws and required Al rivets. 5mm thick clear glass should be fixed to frame with 34x18mm clip bars. Frame should be fixed to wall with 14 Nrs of No 6 rowl plugs and 8x2" ST screws. Window sash consisting top bar (28x32mm), bottom bar (22x56mm) and side bars (30x26mm one side, 30x32mm lock side) should be fixed using 8x1 1/2" ST screws, and 5mm thick clear glass. Rate should be included for supplying and fixing required 3303, 455S and 674U Rubber beading, 4 Nrs of Adjustable rollers, 8 Nrs of Guide runners for top, 1 Nr of heavy quality Crescent lock using 5/32x3/8" Al rivets, Screws, Pop rivets, Hole buttons, Silicone etc. '</p>	m ²	21,400.00
ALB43	<p>2400x1650mm Bronze Anodized Aluminium Sliding Window (4 Sashes) with Fix Glass (4 Fix Glasses at the top) - Supplying, fabricating and fixing Aluminium bronze anodized sliding window with frame (4 Nrs window sashes and 4 Nrs fix glasses at the top) as per Drg. No. SPES/RATE23/SW/F/02. Overall size of the window frame is 2400x1650mm including 450mm high fix glasses. (Size may be changed according to the site) Window frame consisting top bars (70x30mm), bottom bar (70x30mm) and side bars (73x25mm), horizontal middle bar (70x32mm) with 70x18mm clip bar, vertical side clip bars (73x18mm) for fix glass height, vertical middle bar (46x41mm) for fix glass height, and fixing with 8x1 1/2" ST screws and required Al rivets. 5mm thick clear glass should be fixed to frame with 34x18mm clip bars. Frame should be fixed to wall with 18 Nrs of No 6 rowl plugs and 8x2" ST screws. Window sash consisting top bar (28x32mm), bottom bar (22x56mm) and side bars (30x26mm one side, 30x32mm lock side) should be fixed using 8x1 1/2" ST screws, and 5mm thick clear glass. 30x16mm bar should be fixed to one middle sash using 5/32x1/2" Al rivets. Rate should be included for supplying and fixing required Mohair beading, 3303, 455S and 674U Rubber beading, 8 Nrs of Adjustable rollers, 16 Nrs of Guide runners for top, 2 Nr of heavy quality Crescent lock using 5/32x3/8" Al rivets, Screws, Pop rivets, Hole buttons, Silicone etc.</p>	m ²	20,000.00

ALB44	<p>2100mm height Bronze Anodized Aluminium Partition (Top Panel - Glass, Bottom Panel - Cladding Board) - Supplying, fabricating and fixing Aluminium bronze anodized partition (Top panel - Glass, Bottom panel – Al/PVC Composite board) as per Drg. No. SPES/RATE23/P/01, Option 1. (Door sashes pay separately) Overall height of the partition is 2100mm and Bottom panel height is 900mm. (Heights may be changed according to the site) Partition panels in horizontal way should be divided in equal widths (Maximum width is 1200mm c/c). Partition frame consisting top bar (76x32mm with 70x4mm clip bar), side bars (76x32mm), horizontal middle bar (75x32mm with 70x11mm clip bar and 31x19 clip bar), bottom bar (75x32mm with 31x19 clip bar) and vertical middle bars (76x32mm with 70x11mm clip bar), and fixing with 50x18x2mm Al bracket using 1/8x3/8" Al rivets and 8x1 1/2" ST screws. If required, Squire or Circular corner bars will be paid separately (Net material cost + 5% + 20%). Frame should be fixed to wall and floor with adequate Nrs of No 6 rowl plugs and 8x3" ST screws (Average distance 600mm). 4mm thick Al/PVC double side composite board for bottom panels and 5mm thick clear glass for top panels should be fixed. Rate should be included for supplying and fixing required 3303 and 3303A Rubber beadings, Screws, Pop rivets, Silicone etc.</p>	m ²	14,100.00
ALB45	<p>2100mm height Bronze Anodized Aluminium Partition (Top Panel and Bottom Panel - Glass) - Supplying, fabricating and fixing Aluminium bronze anodized partition (Top and Bottom panel – Glass) as per Drg. No. SPES/RATE23/P/01, Option 2. (Door sashes pay separately) Overall height of the partition is 2100mm and Bottom panel height is 900mm. (Heights may be changed according to the site) Partition panels in horizontal way should be divided in equal widths (Maximum width is 1200mm c/c). Partition frame consisting top bar (76x32mm with 70x4mm clip bar), side bars (76x32mm), horizontal middle bar (75x32mm with 70x11mm clip bar and 31x19 clip bar), bottom bar (75x32mm with 31x19 clip bar) and vertical middle bars (76x32mm with 70x11mm clip bar), and fixing with 50x18x2mm Al bracket using 1/8x3/8" Al rivets and 8x1 1/2" ST screws. If required, Squire or Circular corner bars will be paid separately (Net material cost + 5% + 20%). Frame should be fixed to wall and floor with adequate Nrs of No 6 rowl plugs and 8x3" ST screws (Average distance 600mm). 5mm thick clear glass for top and bottom panels should be fixed. Rate should be included for supplying and fixing required 3303 and 3303A Rubber beadings, Screws, Pop rivets, Silicone etc.</p>	m ²	14,000.00
ALB46	<p>2100mm height Bronze Anodized Aluminium Partition (Top Panel and Bottom Panel - Cladding Board) - Supplying, fabricating and fixing Aluminium bronze anodized partition (Top and Bottom panel – Al/PVC Composite board) as per Drg. No. SPES/RATE23/P/01, Option 3. (Door sashes pay separately) Overall height of the partition is 2100mm and Bottom panel height is 900mm. (Heights may be changed according to the site) Partition panels in horizontal way should be divided in equal widths (Maximum width is 1200mm c/c). Partition frame consisting top bar (76x32mm with 70x4mm clip bar), side bars (76x32mm), horizontal middle bar (75x32mm with 70x11mm clip bar and 31x19 clip bar), bottom bar (75x32mm with 31x19 clip bar) and vertical middle bars (76x32mm with 70x11mm clip bar), and fixing with 50x18x2mm Al bracket using 1/8x3/8" Al rivets and 8x1 1/2" ST screws. If required, Squire or Circular corner bars will be paid separately (Net material cost + 5% + 20%). Frame should be fixed to wall and floor with adequate Nrs of No 6 rowl plugs and 8x3" ST screws (Average distance 600mm). 4mm thick Al/PVC double side composite board for top and bottom panels should be fixed. Rate should be included for supplying and fixing required 3303A Rubber beadings, Screws, Pop rivets, Silicone etc.</p>	m ²	14,100.00

ALB47	<p>Full Height Bronze Anodized Aluminium Partition (Top and Bottom Panel - Cladding Board, Middle Panel - Glass) - Supplying, fabricating and fixing Aluminium bronze anodized partition (Top and Bottom panels - Al/PVC Composite board, Middle panels – Glass) as per Drg. No. SPES/RATE23/FP/01, Option 1. (Door sashes pay separately) Overall height of the partition is up to ceiling or soffit. Bottom panel height is 900mm and middle panel height is 2100mm. (Heights may be changed according to the site) Partition panels in horizontal way should be divided in equal widths (Maximum width is 1200mm c/c). Partition frame consisting top bar (76x32mm), side bars (76x32mm), horizontal middle bars (75x32mm with 70x11mm clip bar and 31x19 clip bar), bottom bar (75x32mm with 31x19 clip bar) and vertical middle bars (76x32mm with 70x11mm clip bar), and fixing with 50x18x2mm Al bracket using 1/8x3/8" Al rivets and 8x1 1/2" ST screws. If required, Squire or Circular corner bars will be paid separately (Net material cost + 5% + 20%). Frame should be fixed to wall, floor and soffit/ceiling with adequate Nrs of No 6 rowl plugs and 8x3" ST screws (Average distance 600mm). 4mm thick Al/PVC double side composite board for top and bottom panels, and 5mm thick clear glass for middle panels should be fixed. Rate should be included for supplying and fixing required 3303 and 3303A Rubber beadings, Screws, Pop rivets, Silicone etc.</p>	m ²	13,300.00
ALB48	<p>Full Height Bronze Anodized Aluminium Partition (Top, Middle and Bottom Panel - Cladding Board) - Supplying, fabricating and fixing Aluminium bronze anodized partition (Top, Middle and Bottom panels - Al/PVC Composite board) as per Drg. No. SPES/RATE23/FP/01, Option 2. (Door sashes pay separately) Overall height of the partition is up to ceiling or soffit. Bottom panel height is 900mm and middle panel height is 2100mm. (Heights may be changed according to the site) Partition panels in horizontal way should be divided in equal widths (Maximum width is 1200mm c/c). Partition frame consisting top bar (76x32mm), side bars (76x32mm), horizontal middle bars (75x32mm with 70x11mm clip bar and 31x19 clip bar), bottom bar (75x32mm with 31x19 clip bar) and vertical middle bars (76x32mm with 70x11mm clip bar), and fixing with 50x18x2mm Al bracket using 1/8x3/8" Al rivets and 8x1 1/2" ST screws. If required, Squire or Circular corner bars will be paid separately (Net material cost + 5% + 20%). Frame should be fixed to wall, floor and soffit/ceiling with adequate Nrs of No 6 rowl plugs and 8x3" ST screws (Average distance 600mm). 4mm thick Al/PVC double side composite board for top, middle and bottom panels should be fixed. Rate should be included for supplying and fixing required 3303A Rubber beadings, Screws, Pop rivets, Silicone etc.</p>	m ²	13,300.00
ALB49	<p>1200mm height Bronze Anodized Aluminium Partition (Panel - Cladding Board) - Supplying, fabricating and fixing Aluminium bronze anodized partition (Panel – Al/PVC Composite board) as per Drg. No. SPES/RATE23/HP/01. Overall height of the partition is 1200mm. (Heights may be changed according to the site) Partition panels in horizontal way should be divided in equal widths (Maximum width is 1200mm c/c). Partition frame consisting top bar (76x32mm with 70x4mm clip bar), side bars (76x32mm), bottom bar (75x32mm with 31x19 clip bar) and vertical middle bars (76x32mm with 70x11mm clip bar), and fixing with 50x18x2mm Al bracket using 1/8x3/8" Al rivets and 8x1 1/2" ST screws. If required, Squire or Circular corner bars will be paid separately (Net material cost + 5% + 20%). Frame should be fixed to wall and floor with adequate Nrs of No 6 rowl plugs and 8x3" ST screws (Average distance 600mm). 4mm thick Al/PVC double side composite board for panels should be fixed. Rate should be included for supplying and fixing required 3303A Rubber beadings, Screws, Pop rivets, Silicone etc.</p>	m ²	13,600.00

ALB50	<p>900x2070mm Bronze Anodized Aluminium Partition Panel Door (Top Panel - Glass, Bottom Panel - Cladding Board) - Supplying, fabricating and fixing Aluminium bronze anodized partition paneled door (Top panel - Glass, Bottom panel – Al/PVC Composite board) as per Drg. No. SPES/RATE23/PD/01, Option 1. Overall size of the door is 900x2070mm. (Size may be changed according to the site) Door frame around the door fixing with 18x11mm door stopper bar using 5/32x3/8" Al rivets. Door sash consisting top bar (80x42mm), side bars (66x45mm hinges side, 70x45mm lock side), middle bar (100x42mm) and bottom bar (120x42mm). 16x15mm clip bar should be used for required bars. Sash frame should be fixed with 38x38x2.5mm Al bracket using 1/8x3/8" Al rivets, 8mm dia. treaded bar with nuts for top and bottom bars. 4mm thick Al/PVC double side composite board for bottom panel and 5mm thick clear glass for top panel should be fixed. Rate should be included for supplying and fixing required Mohair beading, 3303, 3303A and 455S Rubber beadings, 3 Nrs of 100x75mm Al hinges using 5/32x3/8" Al rivets, Al bronze anodized door handle (102x40mm) pair with cap nuts, Door lock (CL or equivalent approved by the Engineer), Screws, Pop rivets, Silicone etc.</p>	m ²	21,900.00
ALB51	<p>900x2070mm Bronze Anodized Aluminium Partition Panel Door (Top and Bottom Panel - Cladding Board) - Supplying, fabricating and fixing Aluminium bronze anodized partition paneled door (Top and Bottom panel – Al/PVC Composite board) as per Drg. No. SPES/RATE23/PD/01, Option 2. Overall size of the door is 900x2070mm. (Size may be changed according to the site) Door frame around the door fixing with 18x11mm door stopper bar using 5/32x3/8" Al rivets. Door sash consisting top bar (80x42mm), side bars (66x45mm hinges side, 70x45mm lock side), middle bar (100x42mm) and bottom bar (120x42mm). 16x15mm clip bar should be used for required bars. Sash frame should be fixed with 38x38x2.5mm Al bracket using 1/8x3/8" Al rivets, 8mm dia. treaded bar with nuts for top and bottom bars. 4mm thick Al/PVC double side composite board for top and bottom panels should be fixed. Rate should be included for supplying and fixing required Mohair beading, 3303 and 3303A Rubber beadings, 3 Nrs of 100x75mm Al hinges using 5/32x3/8" Al rivets, Al bronze anodized door handle (102x40mm) pair with cap nuts, Door lock (CL or equivalent approved by the Engineer), Screws, Pop rivets, Silicone etc.</p>	m ²	21,900.00
ALB52	<p>900x2070mm Bronze Anodized Aluminium Partition Panel Door (Top and Bottom Panel - Glass) - Supplying, fabricating and fixing Aluminium bronze anodized partition paneled door (Top and Bottom panel – Glass) as per Drg. No. SPES/RATE23/PD/01, Option 3. Overall size of the door is 900x2070mm. (Size may be changed according to the site) Door frame around the door fixing with 18x11mm door stopper bar using 5/32x3/8" Al rivets. Door sash consisting top bar (80x42mm), side bars (66x45mm hinges side, 70x45mm lock side), middle bar (100x42mm) and bottom bar (120x42mm). 16x15mm clip bar should be used for required bars. Sash frame should be fixed with 38x38x2.5mm Al bracket using 1/8x3/8" Al rivets, 8mm dia. treaded bar with nuts for top and bottom bars. 5mm thick clear glass for top and bottom panels should be fixed. Rate should be included for supplying and fixing required Mohair beading, 455S Rubber beadings, 3 Nrs of 100x75mm Al hinges using 5/32x3/8" Al rivets, Al bronze anodized door handle (102x40mm) pair with cap nuts, Door lock (CL or equivalent approved by the Engineer), Screws, Pop rivets, Silicone etc.</p>	m ²	21,900.00
ALB53	<p>900x1200mm Bronze Anodized Aluminium Fix Glass - Supplying, fabricating and fixing Aluminium bronze anodized fix glass with frame (2 Nrs panels divided equally) as per Drg. No. SPES/RATE23/FG/01. Overall size of the fix glass frame is 900x1200mm. (Size may be changed according to the site) Fix glass frame consisting top, bottom and side bars (41x31mm), vertical middle bar (46x41) and fixing using 38x38x2.5mm Al angle bracket with 1/8x3/8" Al rivets and 8x1 1/2" ST screws. Frame should be fixed to wall with 10 Nrs of No 6 rowl plugs and 8x2" ST screws. 5mm thick clear glass should be fixed to frame with clip bar (34x18mm) using. Rate should be included for supplying and fixing required 455S Rubber beading, Screws, Pop rivets, Silicone etc.</p>	m ²	15,300.00

ALB54	900x1200mm Bronze Anodized Aluminium Louvers - Supplying, fabricating and fixing Aluminium bronze anodized fix louvers with frame (2 Nrs panels divided equally) as per Drg. No. SPES/RATE23/L/01. Overall size of the louver frame is 900x1200mm. (Size may be changed according to the site) Louver frame consisting top, bottom and side bars (41x31mm), vertical middle bar (46x41) and fixing using 38x38x2.5mm Al angle bracket with 1/8x3/8" Al rivets and 8x1 1/2" ST screws. Frame should be fixed to wall with 10 Nrs of No 6 rowl plugs and 8x2" ST screws. Louver blades (52x34mm) should be fixed to louver frame bars (20x37mm) using 1/8x1/2" Al rivets, and louver panel fixed to frame using 1/8x1/2" Al rivets. Rate should be included for supplying and fixing required, Screws, Pop rivets, Silicone etc.	m ²	30,600.00
ALB55	Bronze Anodized Aluminium Louvers for Door Top - Supplying, fabricating and fixing Aluminium bronze anodized fix louvers with frame for door top (Panels divided equally not more than 600mm width) as per Drg. No. SPES/RATE23/L/02. Overall size of the louver frame is 900x600mm. (Size may be changed according to the site) Louver frame consisting top bar (76x32mm), side bars (76x32mm with 18x11mm door stopper bar at louver height), horizontal middle bar should be clipped with 70x4mm clip bar, and vertical middle bar/s (46x41mm), and fixing using 5/32x3/8" Al rivets, and fixing with 50x18x2mm Al bracket using 1/8x3/8" Al rivets and 8x1 1/2" ST screws. Louver blades (52x34mm) should be fixed to louver frame bars (20x37mm) using 1/8x1/2" Al rivets, and louver panel fixed to frame using 1/8x1/2" Al rivets. Frame should be fixed to wall with adequate Nrs of No 6 rowl plugs and 8x3" ST screws (Average distance 600mm). Rate should be included for supplying and fixing required, Screws, Pop rivets, Silicone etc.	m ²	39,000.00
ALB56	600x600mm Bronze Anodized Aluminium Casement Fanlight (1 Sash) - Supplying, fabricating and fixing Aluminium bronze anodized casement Fanlight with frame (1 Nr Fanlight sash) as per Drg. No. SPES/RATE23/FL/01. Overall size of the fanlight frame is 600x600mm. (Size may be changed according to the site) Fanlight frame consisting top, bottom and side bars (41x31mm), and fixing using 38x38x2.5mm Al angle bracket with 1/8x3/8" Al rivets. Frame should be fixed to wall with 8 Nrs of No 6 rowl plugs and 8x2" ST screws. Fanlight sash consisting top, bottom and side bars (40x35mm) should be fixed using 8x1 1/2" ST screws, and 5mm thick clear glass. Rate should be included for supplying and fixing required 437K Rubber beading, 674U Rubber beading, 2 Nrs of 14" SS 304 bar hinges using 5/32x3/8" Al rivets, 1 Nrs of heavy quality Al fasteners using 5/32x3/8" Al rivets, Screws, Pop rivets, Silicone etc.	m ²	38,200.00
ALB57	600x1050mm Bronze Anodized Aluminium Casement Fanlight (1 Sash) with Louver (1 Louver at the top) - Supplying, fabricating and fixing Aluminium bronze anodized casement Fanlight with frame (1 Nrs fanlight sash and 1 Nrs louver at the top) as per Drg. No. SPES/RATE23/FL/L/01. Overall size of the fanlight frame is 600x1050mm. (Size may be changed according to the site) Fanlight frame consisting top, bottom, side bars (41x31mm) and horizontal middle bar (46x41mm), and fixing using 38x38x2.5mm Al angle bracket with 1/8x3/8" Al rivets. Frame should be fixed to wall with 10 Nrs of No 6 rowl plugs and 8x2" ST screws. Louver blades (52x34mm) should be fixed to louver frame bars (20x37mm) using 1/8x1/2" Al rivets, and louver panel fixed to frame using 1/8x1/2" Al rivets. Fanlight sash consisting top, bottom and side bars (40x35mm) should be fixed using 8x1 1/2" ST screws, and 5mm thick clear glass. Rate should be included for supplying and fixing required 437K Rubber beading, 674U Rubber beading, 2 Nrs of 14" SS 304 bar hinges using 5/32x3/8" Al rivets, 1 Nrs of heavy quality Al fasteners using 5/32x3/8" Al rivets, Screws, Pop rivets, Silicone etc.	m ²	35,600.00

ALP01	<p>900x2100mm Powder Coated Aluminium Panel Door (Top Panel - Glass, Bottom Panel - Cladding Board) - Supplying, fabricating and fixing Aluminium powder coated paneled door (Top panel - Glass, Bottom panel – Al/PVC Composite board) with frame (1 Nr door sash) as per Drg. No. SPES/RATE23/D/01, Option 1. Overall size of the door frame is 900x2100mm. (Size may be changed according to the site) Door frame consisting top and side bars (76x32mm) with 18x11mm door stopper bar using 5/32x3/8" Al rivets, and fixing with 50x18x2mm Al bracket using 1/8x3/8" Al rivets and 8x1 1/2" ST screws. Frame should be fixed to wall with 10 Nrs of No 6 rowl plugs and 8x3" ST screws. Door sash consisting top bar (80x42mm), side bars (66x45mm hinges side, 70x45mm lock side), middle bar (100x42mm) and bottom bar (120x42mm). 16x15mm clip bar should be used for required bars. Sash frame should be fixed with 38x38x2.5mm Al bracket using 1/8x3/8" Al rivets, 8mm dia. treaded bar with nuts for top and bottom bars. 4mm thick Al/PVC double side composite board for bottom panel and 5mm thick clear glass for top panel should be fixed. Rate should be included for supplying and fixing required Mohair beading, 3303, 3303A and 455S Rubber beadings, 3 Nrs of 100x75mm Al hinges using 5/32x3/8" Al rivets, Al powder coated door handle (102x40mm) pair with cap nuts, Door lock (CL or equivalent approved by the Engineer), Screws, Pop rivets, Silicone etc.</p>	m ²	27,100.00
ALP02	<p>900x2100mm Powder Coated Aluminium Panel Door (Top and Bottom Panel - Glass) - Supplying, fabricating and fixing Aluminium powder coated paneled door (Top and bottom panel - Glass) with frame (1 Nr door sash) as per Drg. No. SPES/RATE23/D/01, Option 2. Overall size of the door frame is 900x2100mm. (Size may be changed according to the site) Door frame consisting top and side bars (76x32mm) with 18x11mm door stopper bar using 5/32x3/8" Al rivets, and fixing with 50x18x2mm Al bracket using 1/8x3/8" Al rivets and 8x1 1/2" ST screws. Frame should be fixed to wall with 10 Nrs of No 6 rowl plugs and 8x3" ST screws. Door sash consisting top bar (80x42mm), side bars (66x45mm hinges side, 70x45mm lock side), middle bar (100x42mm) and bottom bar (120x42mm). 16x15mm clip bar should be used for required bars. Sash frame should be fixed with 38x38x2.5mm Al bracket using 1/8x3/8" Al rivets, 8mm dia. treaded bar with nuts for top and bottom bars. 5mm thick clear glass for top and bottom panels should be fixed. Rate should be included for supplying and fixing required Mohair beading, 455S Rubber beadings, 3 Nrs of 100x75mm Al hinges using 5/32x3/8" Al rivets, Al powder coated door handle (102x40mm) pair with cap nuts, Door lock (CL or equivalent approved by the Engineer), Screws, Pop rivets, Silicone etc.</p>	m ²	27,100.00
ALP03	<p>1050x2100mm Powder Coated Aluminium Panel Door (Top Panel - Glass, Bottom Panel - Cladding Board) - Supplying, fabricating and fixing Aluminium powder coated paneled door (Top panel - Glass, Bottom panel – Al/PVC Composite board) with frame (1 Nr door sash) as per Drg. No. SPES/RATE23/D/02, Option 1. Overall size of the door frame is 1050x2100mm. (Size may be changed according to the site) Door frame consisting top and side bars (76x32mm) with 18x11mm door stopper bar using 5/32x3/8" Al rivets, and fixing with 50x18x2mm Al bracket using 1/8x3/8" Al rivets and 8x1 1/2" ST screws. Frame should be fixed to wall with 10 Nrs of No 6 rowl plugs and 8x3" ST screws. Door sash consisting top bar (80x42mm), side bars (66x45mm hinges side, 70x45mm lock side), middle bar (100x42mm) and bottom bar (120x42mm). 16x15mm clip bar should be used for required bars. Sash frame should be fixed with 38x38x2.5mm Al bracket using 1/8x3/8" Al rivets, 8mm dia. treaded bar with nuts for top and bottom bars. 4mm thick Al/PVC double side composite board for bottom panel and 5mm thick clear glass for top panel should be fixed. Rate should be included for supplying and fixing required Mohair beading, 3303, 3303A and 455S Rubber beadings, 4 Nrs of 100x75mm Al hinges using 5/32x3/8" Al rivets, Al powder coated door handle (102x40mm) pair with cap nuts, Door lock (CL or equivalent approved by the Engineer), Screws, Pop rivets, Silicone etc.</p>	m ²	24,800.00

ALP04	<p>1050x2100mm Powder Coated Aluminium Panel Door (Top and Bottom Panel - Glass) - Supplying, fabricating and fixing Aluminium powder coated paneled door (Top and bottom panel - Glass) with frame (1 Nr door sash) as per Drg. No. SPES/RATE23/D/02, Option 2. Overall size of the door frame is 1050x2100mm. (Size may be changed according to the site) Door frame consisting top and side bars (76x32mm) with 18x11mm door stopper bar using 5/32x3/8" Al rivets, and fixing with 50x18x2mm Al bracket using 1/8x3/8" Al rivets and 8x1 1/2" ST screws. Frame should be fixed to wall with 10 Nrs of No 6 rowl plugs and 8x3" ST screws. Door sash consisting top bar (80x42mm), side bars (66x45mm hinges side, 70x45mm lock side), middle bar (100x42mm) and bottom bar (120x42mm). 16x15mm clip bar should be used for required bars. Sash frame should be fixed with 38x38x2.5mm Al bracket using 1/8x3/8" Al rivets, 8mm dia. treaded bar with nuts for top and bottom bars. 5mm thick clear glass for top and bottom panels should be fixed. Rate should be included for supplying and fixing required Mohair beading, 455S Rubber beadings, 4 Nrs of 100x75mm Al hinges using 5/32x3/8" Al rivets, Al powder coated door handle (102x40mm) pair with cap nuts, Door lock (CL or equivalent approved by the Engineer), Screws, Pop rivets, Silicone etc.</p>	m ²	24,800.00
ALP05	<p>900x2550mm Powder Coated Aluminium Panel Door (Top Panel - Glass, Bottom Panel - Cladding Board) with Louvers - Supplying, fabricating and fixing Aluminium powder coated paneled door (Top panel - Glass, Bottom panel – Al/PVC Composite board) with frame (1 Nr door sash and 2 Nrs 450mm height louver panels at the top) as per Drg. No. SPES/RATE23/D/L/01, Option 1. Overall size of the door frame is 900x2550mm including 450mm high louvers. (Size may be changed according to the site) Door frame consisting top bar (76x32mm), side bars (76x32mm, use 18x11mm door stopper bar at louver height with required Al rivets) horizontal middle bar (76x32mm with 70x4mm clip bar) and vertical middle bar (46x41mm) with 18x11mm door stopper bar around door frame using 5/32x3/8" Al rivets, and fixing with 50x18x2mm Al bracket using 1/8x3/8" Al rivets and 8x1 1/2" ST screws. Louver blades (52x34mm) should be fixed to louver frame bars (20x37mm) using 1/8x1/2" Al rivets, and louver panel fixed to frame using 1/8x1/2" Al rivets. Frame should be fixed to wall with 12 Nrs of No 6 rowl plugs and 8x3" ST screws. Door sash consisting top bar (80x42mm), side bars (66x45mm hinges side, 70x45mm lock side), middle bar (100x42mm) and bottom bar (120x42mm). 16x15mm clip bar should be used for required bars. Sash frame should be fixed with 38x38x2.5mm Al bracket using 1/8x3/8" Al rivets, 8mm dia. treaded bar with nuts for top and bottom bars. 4mm thick Al/PVC double side composite board for bottom panel and 5mm thick clear glass for top panel should be fixed. Rate should be included for supplying and fixing required Mohair beading, 3303, 3303A and 455S Rubber beadings, 3 Nrs of 100x75mm Al hinges using 5/32x3/8" Al rivets, Al powder coated door handle (102x40mm) pair with cap nuts, Door lock (CL or equivalent approved by the Engineer), Screws, Pop rivets, Silicone etc.</p>	m ²	29,600.00

ALP06	<p>900x2550mm Powder Coated Aluminium Panel Door (Top and Bottom Panel - Glass) with Louvers - Supplying, fabricating and fixing Aluminium powder coated paneled door (Top and Bottom panel – Glass) with frame (1 Nr door sash and 2 Nrs 450mm height louver panels at the top) as per Drg. No. SPES/RATE23/D/L/01, Option 2. Overall size of the door frame is 900x2550mm including 450mm high louvers. (Size may be changed according to the site) Door frame consisting top bar (76x32mm), side bars (76x32mm, use 18x11mm door stopper bar at louver height with required Al rivets) horizontal middle bar (76x32mm with 70x4mm clip bar) and vertical middle bar (46x41mm) with 18x11mm door stopper bar around door frame using 5/32x3/8" Al rivets, and fixing with 50x18x2mm Al bracket using 1/8x3/8" Al rivets and 8x1 1/2" ST screws. Louver blades (52x34mm) should be fixed to louver frame bars (20x37mm) using 1/8x1/2" Al rivets, and louver panel fixed to frame using 1/8x1/2" Al rivets. Frame should be fixed to wall with 12 Nrs of No 6 rowl plugs and 8x3" ST screws. Door sash consisting top bar (80x42mm), side bars (66x45mm hinges side, 70x45mm lock side), middle bar (100x42mm) and bottom bar (120x42mm). 16x15mm clip bar should be used for required bars. Sash frame should be fixed with 38x38x2.5mm Al bracket using 1/8x3/8" Al rivets, 8mm dia. treaded bar with nuts for top and bottom bars. 5mm thick clear glass for top and bottom panel should be fixed. Rate should be included for supplying and fixing required Mohair beading, 455S Rubber beadings, 3 Nrs of 100x75mm Al hinges using 5/32x3/8" Al rivets, Al powder coated door handle (102x40mm) pair with cap nuts, Door lock (CL or equivalent approved by the Engineer), Screws, Pop rivets, Silicone etc.</p>	m ²	29,000.00
ALP07	<p>900x2550mm Powder Coated Aluminium Panel Door (Top Panel - Glass, Bottom Panel - Cladding Board) with Fix Glass - Supplying, fabricating and fixing Aluminium powder coated paneled door (Top panel - Glass, Bottom panel – Al/PVC Composite board) with frame (1 Nr door sash and 2 Nrs 450mm height fix glass panels at the top) as per Drg. No. SPES/RATE23/D/F/01, Option 1. Overall size of the door frame is 900x2550mm including 450mm high fix glass. (Size may be changed according to the site) Door frame consisting top bar (76x32mm), side bars (76x32mm) horizontal middle bar (75x32mm with 70x11mm clip bar and 31x19mm clip bar) and vertical middle bar (76x32mm with 70x11mm clip bar) with 18x11mm door stopper bar around door frame using 5/32x3/8" Al rivets, and fixing with 50x18x2mm Al bracket using 1/8x3/8" Al rivets and 8x1 1/2" ST screws. Frame top panels should be fixed with 5mm thick clear glass using 455S rubber beading. Frame should be fixed to wall with 12 Nrs of No 6 rowl plugs and 8x3" ST screws. Door sash consisting top bar (80x42mm), side bars (66x45mm hinges side, 70x45mm lock side), middle bar (100x42mm) and bottom bar (120x42mm). 16x15mm clip bar should be used for required bars. Sash frame should be fixed with 38x38x2.5mm Al bracket using 1/8x3/8" Al rivets, 8mm dia. treaded bar with nuts for top and bottom bars. 4mm thick Al/PVC double side composite board for bottom panel and 5mm thick clear glass for top panel should be fixed. Rate should be included for supplying and fixing required Mohair beading, 3303, 3303A and 455S Rubber beadings, 3 Nrs of 100x75mm Al hinges using 5/32x3/8" Al rivets, Al powder coated door handle (102x40mm) pair with cap nuts, Door lock (CL or equivalent approved by the Engineer), Screws, Pop rivets, Silicone etc.</p>	m ²	26,300.00

ALP08	<p>900x2550mm Powder Coated Aluminium Panel Door (Top and Bottom Panel - Glass) with Fix Glass - Supplying, fabricating and fixing Aluminium powder coated paneled door (Top and Bottom panel – Glass) with frame (1 Nr door sash and 2 Nrs 450mm height fix glass panels at the top) as per Drg. No. SPES/RATE23/D/F/01, Option 2. Overall size of the door frame is 900x2550mm including 450mm high fix glass. (Size may be changed according to the site) Door frame consisting top bar (76x32mm), side bars (76x32mm) horizontal middle bar (75x32mm with 70x11mm clip bar and 31x19mm clip bar) and vertical middle bar (76x32mm with 70x11mm clip bar) with 18x11mm door stopper bar around door frame using 5/32x3/8" Al rivets, and fixing with 50x18x2mm Al bracket using 1/8x3/8" Al rivets and 8x1 1/2" ST screws. Frame top panels should be fixed with 5mm thick clear glass using 455S rubber beading. Frame should be fixed to wall with 12 Nrs of No 6 rowl plugs and 8x3" ST screws. Door sash consisting top bar (80x42mm), side bars (66x45mm hinges side, 70x45mm lock side), middle bar (100x42mm) and bottom bar (120x42mm). 16x15mm clip bar should be used for required bars. Sash frame should be fixed with 38x38x2.5mm Al bracket using 1/8x3/8" Al rivets, 8mm dia. treaded bar with nuts for top and bottom bars. 5mm thick clear glass for top and bottom panels should be fixed. Rate should be included for supplying and fixing required Mohair beading, 455S Rubber beadings, 3 Nrs of 100x75mm Al hinges using 5/32x3/8" Al rivets, Al powder coated door handle (102x40mm) pair with cap nuts, Door lock (CL or equivalent approved by the Engineer), Screws, Pop rivets, Silicone etc.</p>	m ²	26,300.00
ALP09	<p>1050x2550mm Powder Coated Aluminium Panel Door (Top Panel - Glass, Bottom Panel - Cladding Board) with Louvers - Supplying, fabricating and fixing Aluminium powder coated paneled door (Top panel - Glass, Bottom panel – Al/PVC Composite board) with frame (1 Nr door sash and 2 Nrs 450mm height louver panels at the top) as per Drg. No. SPES/RATE23/D/L/02, Option 1. Overall size of the door frame is 1050x2550mm including 450mm high louvers. (Size may be changed according to the site) Door frame consisting top bar (76x32mm), side bars (76x32mm, use 18x11mm door stopper bar at louver height with required Al rivets) horizontal middle bar (76x32mm with 70x4mm clip bar) and vertical middle bar (46x41mm) with 18x11mm door stopper bar around door frame using 5/32x3/8" Al rivets, and fixing with 50x18x2mm Al bracket using 1/8x3/8" Al rivets and 8x1 1/2" ST screws. Louver blades (52x34mm) should be fixed to louver frame bars (20x37mm) using 1/8x1/2" Al rivets, and louver panel fixed to frame using 1/8x1/2" Al rivets. Frame should be fixed to wall with 12 Nrs of No 6 rowl plugs and 8x3" ST screws. Door sash consisting top bar (80x42mm), side bars (66x45mm hinges side, 70x45mm lock side), middle bar (100x42mm) and bottom bar (120x42mm). 16x15mm clip bar should be used for required bars. Sash frame should be fixed with 38x38x2.5mm Al bracket using 1/8x3/8" Al rivets, 8mm dia. treaded bar with nuts for top and bottom bars. 4mm thick Al/PVC double side composite board for bottom panel and 5mm thick clear glass for top panel should be fixed. Rate should be included for supplying and fixing required Mohair beading, 3303, 3303A and 455S Rubber beadings, 4 Nrs of 100x75mm Al hinges using 5/32x3/8" Al rivets, Al powder coated door handle (102x40mm) pair with cap nuts, Door lock (CL or equivalent approved by the Engineer), Screws, Pop rivets, Silicone etc.</p>	m ²	26,700.00

ALP10	<p>1050x2550mm Powder Coated Aluminium Panel Door (Top and Bottom Panel - Glass) with Louvers - Supplying, fabricating and fixing Aluminium powder coated paneled door (Top and Bottom panel – Glass) with frame (1 Nr door sash and 2 Nrs 450mm height louver panels at the top) as per Drg. No. SPES/RATE23/D/L/02, Option 2. Overall size of the door frame is 1050x2550mm including 450mm high louvers. (Size may be changed according to the site) Door frame consisting top bar (76x32mm), side bars (76x32mm, use 18x11mm door stopper bar at louver height with required Al rivets) horizontal middle bar (76x32mm with 70x4mm clip bar) and vertical middle bar (46x41mm) with 18x11mm door stopper bar around door frame using 5/32x3/8" Al rivets, and fixing with 50x18x2mm Al bracket using 1/8x3/8" Al rivets and 8x1 1/2" ST screws. Louver blades (52x34mm) should be fixed to louver frame bars (20x37mm) using 1/8x1/2" Al rivets, and louver panel fixed to frame using 1/8x1/2" Al rivets. Frame should be fixed to wall with 12 Nrs of No 6 rowl plugs and 8x3" ST screws. Door sash consisting top bar (80x42mm), side bars (66x45mm hinges side, 70x45mm lock side), middle bar (100x42mm) and bottom bar (120x42mm). 16x15mm clip bar should be used for required bars. Sash frame should be fixed with 38x38x2.5mm Al bracket using 1/8x3/8" Al rivets, 8mm dia. treaded bar with nuts for top and bottom bars. 5mm thick clear glass for top and bottom panel should be fixed. Rate should be included for supplying and fixing required Mohair beading, 455S Rubber beadings, 4 Nrs of 100x75mm Al hinges using 5/32x3/8" Al rivets, Al powder coated door handle (102x40mm) pair with cap nuts, Door lock (CL or equivalent approved by the Engineer), Screws, Pop rivets, Silicone etc.</p>	m ²	26,700.00
ALP11	<p>1050x2550mm Powder Coated Aluminium Panel Door (Top Panel - Glass, Bottom Panel - Cladding Board) with Fix Glass - Supplying, fabricating and fixing Aluminium powder coated paneled door (Top panel - Glass, Bottom panel – Al/PVC Composite board) with frame (1 Nr door sash and 2 Nrs 450mm height fix glass panels at the top) as per Drg. No. SPES/RATE23/D/F/02, Option 1. Overall size of the door frame is 1050x2550mm including 450mm high fix glass. (Size may be changed according to the site) Door frame consisting top bar (76x32mm), side bars (76x32mm) horizontal middle bar (75x32mm with 70x11mm clip bar and 31x19mm clip bar) and vertical middle bar (76x32mm with 70x11mm clip bar) with 18x11mm door stopper bar around door frame using 5/32x3/8" Al rivets, and fixing with 50x18x2mm Al bracket using 1/8x3/8" Al rivets and 8x1 1/2" ST screws. Frame top panels should be fixed with 5mm thick clear glass using 455S rubber beading. Frame should be fixed to wall with 12 Nrs of No 6 rowl plugs and 8x3" ST screws. Door sash consisting top bar (80x42mm), side bars (66x45mm hinges side, 70x45mm lock side), middle bar (100x42mm) and bottom bar (120x42mm). 16x15mm clip bar should be used for required bars. Sash frame should be fixed with 38x38x2.5mm Al bracket using 1/8x3/8" Al rivets, 8mm dia. treaded bar with nuts for top and bottom bars. 4mm thick Al/PVC double side composite board for bottom panel and 5mm thick clear glass for top panel should be fixed. Rate should be included for supplying and fixing required Mohair beading, 3303, 3303A and 455S Rubber beadings, 4 Nrs of 100x75mm Al hinges using 5/32x3/8" Al rivets, Al powder coated door handle (102x40mm) pair with cap nuts, Door lock (CL or equivalent approved by the Engineer), Screws, Pop rivets, Silicone etc.</p>	m ²	24,000.00

ALP12	<p>1050x2550mm Powder Coated Aluminium Panel Door (Top and Bottom Panel - Glass) with Fix Glass - Supplying, fabricating and fixing Aluminium powder coated paneled door (Top and Bottom panel – Glass) with frame (1 Nr door sash and 2 Nrs 450mm height fix glass panels at the top) as per Drg. No. SPES/RATE23/D/F/02, Option 2. Overall size of the door frame is 1050x2550mm including 450mm high fix glass. (Size may be changed according to the site) Door frame consisting top bar (76x32mm), side bars (76x32mm) horizontal middle bar (75x32mm with 70x11mm clip bar and 31x19mm clip bar) and vertical middle bar (76x32mm with 70x11mm clip bar) with 18x11mm door stopper bar around door frame using 5/32x3/8" Al rivets, and fixing with 50x18x2mm Al bracket using 1/8x3/8" Al rivets and 8x1 1/2" ST screws. Frame top panels should be fixed with 5mm thick clear glass using 455S rubber beading. Frame should be fixed to wall with 12 Nrs of No 6 rowl plugs and 8x3" ST screws. Door sash consisting top bar (80x42mm), side bars (66x45mm hinges side, 70x45mm lock side), middle bar (100x42mm) and bottom bar (120x42mm). 16x15mm clip bar should be used for required bars. Sash frame should be fixed with 38x38x2.5mm Al bracket using 1/8x3/8" Al rivets, 8mm dia. treaded bar with nuts for top and bottom bars. 5mm thick clear glass for top and bottom panels should be fixed. Rate should be included for supplying and fixing required Mohair beading, 455S Rubber beadings, 4 Nrs of 100x75mm Al hinges using 5/32x3/8" Al rivets, Al powder coated door handle (102x40mm) pair with cap nuts, Door lock (CL or equivalent approved by the Engineer), Screws, Pop rivets, Silicone etc.</p>	m ²	24,000.00
ALP13	<p>1500x2100mm Powder Coated Aluminium Panel Double Door (Top Panel - Glass, Bottom Panel - Cladding Board) - Supplying, fabricating and fixing Aluminium powder coated paneled door (Top panel - Glass, Bottom panel – Al/PVC Composite board) with frame (2 Nrs door sash) as per Drg. No. SPES/RATE23/DD/01, Option 1. Overall size of the door frame is 1500x2100mm. (Size may be changed according to the site) Door frame consisting top and side bars (76x32mm) with 18x11mm door stopper bar using 5/32x3/8" Al rivets, and fixing with 50x18x2mm Al bracket using 1/8x3/8" Al rivets and 8x1 1/2" ST screws. Frame should be fixed to wall with 12 Nrs of No 6 rowl plugs and 8x3" ST screws. Door sash consisting top bar (80x42mm), side bars (66x45mm hinges side, 70x45mm lock side), middle bar (100x42mm) and bottom bar (120x42mm). 16x15mm clip bar should be used for required bars. Sash frame should be fixed with 38x38x2.5mm Al bracket using 1/8x3/8" Al rivets, 8mm dia. treaded bar with nuts for top and bottom bars. 4mm thick Al/PVC double side composite board for bottom panel and 5mm thick clear glass for top panel should be fixed. Rate should be included for supplying and fixing required Mohair beading, 3303, 3303A and 455S Rubber beadings, 6 Nrs of 100x75mm Al hinges using 5/32x3/8" Al rivets, 2 Nrs of Al powder coated door handle (102x40mm) pair with cap nuts, Door lock (CL or equivalent approved by the Engineer), Screws, Pop rivets, Silicone etc.</p>	m ²	26,700.00
ALP14	<p>1500x2100mm Powder Coated Aluminium Panel Double Door (Top and Bottom Panel - Glass) - Supplying, fabricating and fixing Aluminium powder coated paneled door (Top and Bottom panel – Glass) with frame (2 Nrs door sash) as per Drg. No. SPES/RATE23/DD/01, Option 2. Overall size of the door frame is 1500x2100mm. (Size may be changed according to the site) Door frame consisting top and side bars (76x32mm) with 18x11mm door stopper bar using 5/32x3/8" Al rivets, and fixing with 50x18x2mm Al bracket using 1/8x3/8" Al rivets and 8x1 1/2" ST screws. Frame should be fixed to wall with 12 Nrs of No 6 rowl plugs and 8x3" ST screws. Door sash consisting top bar (80x42mm), side bars (66x45mm hinges side, 70x45mm lock side), middle bar (100x42mm) and bottom bar (120x42mm). 16x15mm clip bar should be used for required bars. Sash frame should be fixed with 38x38x2.5mm Al bracket using 1/8x3/8" Al rivets, 8mm dia. treaded bar with nuts for top and bottom bars. 5mm thick clear glass for top and bottom panel should be fixed. Rate should be included for supplying and fixing required Mohair beading, 455S Rubber beadings, 6 Nrs of 100x75mm Al hinges using 5/32x3/8" Al rivets, 2 Nrs of Al powder coated door handle (102x40mm) pair with cap nuts, Door lock (CL or equivalent approved by the Engineer), Screws, Pop rivets, Silicone etc.</p>	m ²	26,700.00

ALP15	<p>1050x2100mm Powder Coated Aluminium Panel Single Swing Door (Top Panel - Glass, Bottom Panel - Cladding Board) - Supplying, fabricating and fixing Aluminium powder coated paneled swing door (Top panel - Glass, Bottom panel – Al/PVC Composite board) with frame (1 Nr door sash) as per Drg. No. SPES/RATE23/D/S/01, Option 1. Overall size of the door frame is 1050x2100mm. (Size may be changed according to the site) Door frame consisting top and side bars (100x45x1.2mm box bar) and fixing with 38x38x2.5mm Al bracket using 1/8x3/8" Al rivets. Frame should be fixed to wall with 15 Nrs of No 6 rowl plugs and 8x3" ST screws. Door sash consisting top bar (80x42mm), side bars (70x45mm), middle bar (100x42mm) and bottom bar (120x42mm). 16x15mm clip bar should be used for required bars. Sash frame should be fixed with 38x38x2.5mm Al bracket using 1/8x3/8" Al rivets, 8mm dia. treaded bar with nuts for top and bottom bars. 4mm thick Al/PVC double side composite board for bottom panel and 5mm thick clear glass for top panel should be fixed. Rate should be included for supplying and fixing required Mohair beading, 3303, 3303A and 455S rubber beadings, 1 Nrs of Floor hinges (VVP or equivalent approved by the Engineer, required one year warranty) with arm and pivot, 2 Nrs of SS bend door handle, Door lock (CL or equivalent approved by the Engineer), Screws, Pop rivets, Silicone etc.</p>	m ²	34,500.00
ALP16	<p>1050x2100mm Powder Coated Aluminium Panel Single Swing Door (Top and Bottom Panel - Glass) - Supplying, fabricating and fixing Aluminium powder coated paneled swing door (Top and bottom panel - Glass) with frame (1 Nr door sash) as per Drg. No. SPES/RATE23/D/S/01, Option 2. Overall size of the door frame is 1050x2100mm. (Size may be changed according to the site) Door frame consisting top and side bars (100x45x1.2mm box bar) and fixing with 38x38x2.5mm Al bracket using 1/8x3/8" Al rivets. Frame should be fixed to wall with 15 Nrs of No 6 rowl plugs and 8x3" ST screws. Door sash consisting top bar (80x42mm), side bars (70x45mm), middle bar (100x42mm) and bottom bar (120x42mm). 16x15mm clip bar should be used for required bars. Sash frame should be fixed with 38x38x2.5mm Al bracket using 1/8x3/8" Al rivets, 8mm dia. treaded bar with nuts for top and bottom bars. 5mm thick clear glass for top and bottom panel should be fixed. Rate should be included for supplying and fixing required Mohair beading, 455S Rubber beadings, 1 Nrs of Floor hinges (VVP or equivalent approved by the Engineer, required one year warranty) with arm and pivot, 2 Nrs of SS bend door handle, Door lock (CL or equivalent approved by the Engineer), Screws, Pop rivets, Silicone etc.</p>	m ²	34,400.00
ALP17	<p>1800x2100mm Powder Coated Aluminium Panel Double Swing Door (Top Panel - Glass, Bottom Panel - Cladding Board) - Supplying, fabricating and fixing Aluminium powder coated paneled swing door (Top panel - Glass, Bottom panel – Al/PVC Composite board) with frame (2 Nrs door sash) as per Drg. No. SPES/RATE23/DD/S/01, Option 1. Overall size of the door frame is 1800x2100mm. (Size may be changed according to the site) Door frame consisting top and side bars (100x45x1.2mm box bar) and fixing with 38x38x2.5mm Al bracket using 1/8x3/8" Al rivets. Frame should be fixed to wall with 17 Nrs of No 6 rowl plugs and 8x3" ST screws. Door sash consisting top bar (80x42mm), side bars (70x45mm), middle bar (100x42mm) and bottom bar (120x42mm). 16x15mm clip bar should be used for required bars. Sash frame should be fixed with 38x38x2.5mm Al bracket using 1/8x3/8" Al rivets, 8mm dia. treaded bar with nuts for top and bottom bars. 4mm thick Al/PVC double side composite board for bottom panel and 5mm thick clear glass for top panel should be fixed. Rate should be included for supplying and fixing required Mohair beading, 3303, 3303A and 455S Rubber beadings, 2 Nrs of Floor hinges (VVP or equivalent approved by the Engineer, required one year warranty) with arm and pivot, 4 Nrs of SS bend door handle, Door lock (CL or equivalent approved by the Engineer), Screws, Pop rivets, Silicone etc.</p>	m ²	34,600.00

ALP18	<p>1800x2100mm Powder Coated Aluminium Panel Double Swing Door (Top and Bottom Panel - Glass) - Supplying, fabricating and fixing Aluminium powder coated paneled swing door (Top and Bottom panel - Glass) with frame (2 Nrs door sash) as per Drg. No. SPES/RATE23/DD/S/01, Option 2. Overall size of the door frame is 1800x2100mm. (Size may be changed according to the site) Door frame consisting top and side bars (100x45x1.2mm box bar) and fixing with 38x38x2.5mm Al bracket using 1/8x3/8" Al rivets. Frame should be fixed to wall with 17 Nrs of No 6 rowl plugs and 8x3" ST screws. Door sash consisting top bar (80x42mm), side bars (70x45mm), middle bar (100x42mm) and bottom bar (120x42mm). 16x15mm clip bar should be used for required bars. Sash frame should be fixed with 38x38x2.5mm Al bracket using 1/8x3/8" Al rivets, 8mm dia. treaded bar with nuts for top and bottom bars. 5mm thick clear glass for top and bottom panel should be fixed. Rate should be included for supplying and fixing required Mohair beading, 455S Rubber beadings, 2 Nrs of Floor hinges (VVP or equivalent approved by the Engineer, required one year warranty) with arm and pivot, 4 Nrs of SS bend door handle, Door lock (CL or equivalent approved by the Engineer), Screws, Pop rivets, Silicone etc.</p>	m ²	34,600.00
ALP19	<p>900x2100mm Powder Coated Aluminium Panel Sliding Door (Top Panel - Glass, Bottom Panel - Cladding Board) - Supplying, fabricating and fixing Aluminium powder coated paneled sliding door (Top panel - Glass, Bottom panel – Al/PVC Composite board) with frame (1 Nr door sash) as per Drg. No. SPES/RATE23/SD/01, Option 1. Overall size of the door frame is 900x2100mm. (Size may be changed according to the site) Door frame consisting top rail (40x33mm), bottom rail (40x20mm) and side bars (40x24mm), and fixing using 8x1 1/2" ST screws. Frame should be fixed to wall with 14 Nrs of No 6 rowl plugs and 8x2" ST screws. Door sash consisting top bar (22x32mm), side bars (50x26mm), middle bar (22x30mm) and bottom bar (22x56mm). Sash frame should be fixed using 8x1 1/2" ST screws. 4mm thick Al/PVC double side composite board for bottom panel and 5mm thick clear glass for top panel should be fixed. Rate should be included for supplying and fixing required 3303, 3303A and 455S Rubber beadings, 2 Nrs of Adjustable rollers, 4 Nrs of Guide runners for the top, 2 Nrs of Aluminium plate door handles, Door lock (CL or equivalent approved by the Engineer), Screws, Pop rivets, Hole buttons, Silicone etc. (Frame height and door sash width should be measured for payments)</p>	m ²	18,000.00
ALP20	<p>900x2100mm Powder Coated Aluminium Panel Sliding Door (Top and Bottom Panel - Glass) - Supplying, fabricating and fixing Aluminium powder coated paneled sliding door (Top and bottom panel - Glass) with frame (1 Nr door sash) as per Drg. No. SPES/RATE23/SD/01, Option 2. Overall size of the door frame is 900x2100mm. (Size may be changed according to the site) Door frame consisting top rail (40x33mm), bottom rail (40x20mm) and side bars (40x24mm), and fixing using 8x1 1/2" ST screws. Frame should be fixed to wall with 14 Nrs of No 6 rowl plugs and 8x2" ST screws. Door sash consisting top bar (22x32mm), side bars (50x26mm), middle bar (22x30mm) and bottom bar (22x56mm). Sash frame should be fixed using 8x1 1/2" ST screws. 5mm thick clear glass for top and bottom panels should be fixed. Rate should be included for supplying and fixing required 455S Rubber beadings, 2 Nrs of Adjustable rollers, 4 Nrs of Guide runners for the top, 2 Nrs of Aluminium plate door handles, Door lock (CL or equivalent approved by the Engineer), Screws, Pop rivets, Hole buttons, Silicone etc. (Frame height and door sash width should be measured for payments)</p>	m ²	18,000.00

ALP21	<p>Wash Room/ Toilet Door - 750x2100mm Powder Coated Aluminium Panel Door (Top and Bottom Panel - Cladding Board) - Supplying, fabricating and fixing Aluminium powder coated paneled door (Top and Bottom panel – Al/PVC Composite board) with frame (1 Nr door sash) as per Drg. No. SPES/RATE23/D/03. Overall size of the door frame is 750x2100mm. (Size may be changed according to the site) Door frame consisting top and side bars (76x23mm), and fixing with 38x38x2.5mm Al bracket using 1/8x3/8" Al rivets. Frame should be fixed to wall with 8 Nrs of No 6 rowl plugs and 8x3" ST screws. Door sash consisting top and bottom bar (80x42mm), side bars (66x45mm hinges side, 70x45mm lock side) and middle bar (100x42mm). 16x15mm clip bar should be used for required bars. Sash frame should be fixed with 38x38x2.5mm Al bracket using 1/8x3/8" Al rivets, 8mm dia. treaded bar with nuts for top and bottom bars. 3mm thick Al/PVC double side composite board for top and bottom panels should be fixed. Rate should be included for supplying and fixing required Mohair beading, 3303A Rubber beadings, 3 Nrs of 100x75mm Aluminium hinges using 5/32x3/8" Al rivets, 2 Nrs of Aluminium plate door handle, Door lock (CL or equivalent approved by the Engineer), 2 Nrs of 3" Al Barrel Bolt, Screws, Pop rivets, Silicone etc.</p>	m ²	26,600.00
ALP22	<p>Normal Toilet Door - 750x1950mm Powder Coated Aluminium Fully Cladding Door - Supplying, fabricating and fixing Aluminium powder coated fully composite board (Al/PVC Composite board) door with frame (1 Nr door sash) as per Drg. No. SPES/RATE23/D/04. Overall size of the door frame is 750x1950mm. (Size may be changed according to the site) Door frame consisting top and side bars (50x25x0.9mm box bars) with 18x11mm door stopper bar using 5/32x3/8" Al rivets and fixing with 38x38x2.5mm Al bracket using 1/8x3/8" Al rivets. Frame should be fixed to wall with 8 Nrs of No 6 rowl plugs and 8x3" ST screws. Door sash consisting top, sides, bottom and 2 Nrs of middle bars (50x25x0.9mm box bars). Sash frame should be fixed with 38x38x2.5mm Al bracket using 1/8x3/8" Al rivets, 3mm thick Al/PVC double side composite board for full door should be fixed using 1/8x3/8" Al rivets. Rate should be included for supplying and fixing required Mohair beading, 3 Nrs of 100x75mm Aluminium hinges using 5/32x3/8" Al rivets, 2 Nrs of Aluminium plate door handle, 2 Nrs of 2" Al Barrel Bolt, Screws, Pop rivets, Silicone etc.</p>	m ²	16,000.00
ALP23	<p>600x1200mm Powder Coated Aluminium Casement Window (1 Sash) - Supplying, fabricating and fixing Aluminium powder coated casement window with frame (1 Nr window sash) as per Drg. No. SPES/RATE23/CW/01. Overall size of the window frame is 600x1200mm. (Size may be changed according to the site) Window frame consisting top, bottom and side bars (41x31mm), and fixing with 38x38x2.5mm Al bracket using 1/8x3/8" Al rivets. Frame should be fixed to wall with 10 Nrs of No 6 rowl plugs and 8x2" ST screws. Window sash consisting top, bottom and side bars (40x35mm) should be fixed using 8x1 1/2" ST screws, and 5mm thick clear glass. Rate should be included for supplying and fixing required 437K Rubber beading, 674U Rubber beading, 2 Nrs of 14" SS 304 bar hinges using 5/32x3/8" Al rivets, 1 Nrs of heavy quality Al fasteners using 5/32x3/8" Al rivets, Screws, Pop rivets, Silicone etc.</p>	m ²	28,000.00
ALP24	<p>1200x1200mm Powder Coated Aluminium Casement Window (2 Sashes) - Supplying, fabricating and fixing Aluminium powder coated casement window with frame (2 Nrs window sashes) as per Drg. No. SPES/RATE23/CW/02. Overall size of the window frame is 1200x1200mm. (Size may be changed according to the site) Window frame consisting top, bottom and side bars (41x31mm), middle bars (46x41mm), and fixing with 38x38x2.5mm Al bracket using 1/8x3/8" Al rivets and 8x1 1/2" ST screws. Frame should be fixed to wall with 12 Nrs of No 6 rowl plugs and 8x2" ST screws. Window sash consisting top, bottom and side bars (40x35mm) should be fixed using 8x1 1/2" ST screws, and 5mm thick clear glass. Rate should be included for supplying and fixing required 437K Rubber beading, 674U Rubber beading, 4 Nrs of 14" SS 304 bar hinges using 5/32x3/8" Al rivets, 2 Nrs of heavy quality Al fasteners using 5/32x3/8" Al rivets, Screws, Pop rivets, Silicone etc.</p>	m ²	26,700.00

ALP25	<p>1800x1200mm Powder Coated Aluminium Casement Window (3 Sashes) - Supplying, fabricating and fixing Aluminium powder coated casement window with frame (3 Nrs window sashes) as per Drg. No. SPES/RATE23/CW/03. Overall size of the window frame is 1800x1200mm. (Size may be changed according to the site) Window frame consisting top, bottom and side bars (41x31mm), middle bars (46x41mm), and fixing with 38x38x2.5mm Al bracket using 1/8x3/8" Al rivets and 8x1 1/2" ST screws. Frame should be fixed to wall with 14 Nrs of No 6 rowl plugs and 8x2" ST screws. Window sash consisting top, bottom and side bars (40x35mm) should be fixed using 8x1 1/2" ST screws, and 5mm thick clear glass. Rate should be included for supplying and fixing required 437K Rubber beading, 674U Rubber beading, 6 Nrs of 14" SS 304 bar hinges using 5/32x3/8" Al rivets, 3 Nrs of heavy quality Al fasteners using 5/32x3/8" Al rivets, Screws, Pop rivets, Silicone etc.</p>	m ²	26,300.00
ALP26	<p>2400x1200mm Powder Coated Aluminium Casement Window (4 Sashes) - Supplying, fabricating and fixing Aluminium powder coated casement window with frame (4 Nrs window sashes) as per Drg. No. SPES/RATE23/CW/04. Overall size of the window frame is 2400x1200mm. (Size may be changed according to the site) Window frame consisting top, bottom and side bars (41x31mm), middle bars (46x41mm), and fixing with 38x38x2.5mm Al bracket using 1/8x3/8" Al rivets and 8x1 1/2" ST screws. Frame should be fixed to wall with 16 Nrs of No 6 rowl plugs and 8x2" ST screws. Window sash consisting top, bottom and side bars (40x35mm) should be fixed using 8x1 1/2" ST screws, and 5mm thick clear glass. Rate should be included for supplying and fixing required 437K Rubber beading, 674U Rubber beading, 8 Nrs of 14" SS 304 bar hinges using 5/32x3/8" Al rivets, 4 Nrs of heavy quality Al fasteners using 5/32x3/8" Al rivets, Screws, Pop rivets, Silicone etc.</p>	m ²	26,100.00
ALP27	<p>3000x1200mm Powder Coated Aluminium Casement Window (5 Sashes) - Supplying, fabricating and fixing Aluminium powder coated casement window with frame (5 Nrs window sashes) as per Drg. No. SPES/RATE23/CW/05. Overall size of the window frame is 3000x1200mm. (Size may be changed according to the site) Window frame consisting top, bottom and side bars (41x31mm), middle bars (46x41mm), and fixing with 38x38x2.5mm Al bracket using 1/8x3/8" Al rivets and 8x1 1/2" ST screws. Frame should be fixed to wall with 18 Nrs of No 6 rowl plugs and 8x2" ST screws. Window sash consisting top, bottom and side bars (40x35mm) should be fixed using 8x1 1/2" ST screws, and 5mm thick clear glass. Rate should be included for supplying and fixing required 437K rubber beading, 674U rubber beading, 10 Nrs of 14" SS 304 bar hinges using 5/32x3/8" Al rivets, 5 Nrs of heavy quality Al fasteners using 5/32x3/8" Al rivets, Screws, Pop rivets, Silicone etc.</p>	m ²	26,000.00
ALP28	<p>600x1650mm Powder Coated Aluminium Casement Window (1 Sashes) with Fix Glass (1 Fix Glasses at the top) - Supplying, fabricating and fixing Aluminium powder coated casement window with frame (1 Nr window sash and 1 Nr fix glass at the top) as per Drg. No. SPES/RATE23/CW/L/01. Overall size of the window frame is 600x1650mm including 450mm high fix glasses. (Size may be changed according to the site) Window frame consisting top, bottom and side bars (41x31mm), horizontal middle bar (46x41mm), and fixing with 38x38x2.5mm Al bracket using 1/8x3/8" Al rivets and 8x1 1/2" ST screws. Frame should be fixed to wall with 12 Nrs of No 6 rowl plugs and 8x2" ST screws. Frame top panel should be fixed with 5mm thick clear glass using 34x18mm clip bar and 455S rubber beading. Window sash consisting top, bottom and side bars (40x35mm) should be fixed using 8x1 1/2" ST screws, and 5mm thick clear glass. Rate should be included for supplying and fixing required 437K Rubber beading, 674U Rubber beading, 2 Nrs of 14" SS 304 bar hinges using 5/32x3/8" Al rivets, 1 Nr of heavy quality Al fasteners using 5/32x3/8" Al rivets, Screws, Pop rivets, Silicone etc.</p>	m ²	25,300.00

ALP29	<p>1200x1650mm Powder Coated Aluminium Casement Window (2 Sashes) with Fix Glass (2 Fix Glasses at the top) - Supplying, fabricating and fixing Aluminium powder coated casement window with frame (2 Nrs window sashes and 2 Nrs fix glasses at the top) as per Drg. No. SPES/RATE23/CW/L/02. Overall size of the window frame is 1200x1650mm including 450mm high fix glasses. (Size may be changed according to the site) Window frame consisting top, bottom and side bars (41x31mm), vertical and horizontal middle bars (46x41mm), and fixing with 38x38x2.5mm Al bracket using 1/8x3/8" Al rivets and 8x1 1/2" ST screws. Frame should be fixed to wall with 14 Nrs of No 6 rowl plugs and 8x2" ST screws. Frame top panels should be fixed with 5mm thick clear glass using 34x18mm clip bar and 455S rubber beading. Window sash consisting top, bottom and side bars (40x35mm) should be fixed using 8x1 1/2" ST screws, and 5mm thick clear glass. Rate should be included for supplying and fixing required 437K Rubber beading, 674U Rubber beading, 4 Nrs of 14" SS 304 bar hinges using 5/32x3/8" Al rivets, 2 Nrs of heavy quality Al fasteners using 5/32x3/8" Al rivets, Screws, Pop rivets, Silicone etc.</p>	m ²	24,300.00
ALP30	<p>1800x1650mm Powder Coated Aluminium Casement Window (3 Sashes) with Fix Glass (3 Fix Glasses at the top) - Supplying, fabricating and fixing Aluminium powder coated casement window with frame (3 Nrs window sashes and 3 Nrs fix glasses at the top) as per Drg. No. SPES/RATE23/CW/L/03. Overall size of the window frame is 1800x1650mm including 450mm high fix glasses. (Size may be changed according to the site) Window frame consisting top, bottom and side bars (41x31mm), vertical and horizontal middle bars (46x41mm), and fixing with 38x38x2.5mm Al bracket using 1/8x3/8" Al rivets and 8x1 1/2" ST screws. Frame should be fixed to wall with 16 Nrs of No 6 rowl plugs and 8x2" ST screws. Frame top panels should be fixed with 5mm thick clear glass using 34x18mm clip bar and 455S rubber beading. Window sash consisting top, bottom and side bars (40x35mm) should be fixed using 8x1 1/2" ST screws, and 5mm thick clear glass. Rate should be included for supplying and fixing required 437K Rubber beading, 674U Rubber beading, 6 Nrs of 14" SS 304 bar hinges using 5/32x3/8" Al rivets, 3 Nrs of heavy quality Al fasteners using 5/32x3/8" Al rivets, Screws, Pop rivets, Silicone etc.</p>	m ²	24,000.00
ALP31	<p>2400x1650mm Powder Coated Aluminium Casement Window (4 Sashes) with Fix Glass (4 Fix Glasses at the top) - Supplying, fabricating and fixing Aluminium powder coated casement window with frame (4 Nrs window sashes and 4 Nrs fix glasses at the top) as per Drg. No. SPES/RATE23/CW/L/04. Overall size of the window frame is 2400x1650mm including 450mm high fix glasses. (Size may be changed according to the site) Window frame consisting top, bottom and side bars (41x31mm), vertical and horizontal middle bars (46x41mm), and fixing with 38x38x2.5mm Al bracket using 1/8x3/8" Al rivets and 8x1 1/2" ST screws. Frame should be fixed to wall with 18 Nrs of No 6 rowl plugs and 8x2" ST screws. Frame top panels should be fixed with 5mm thick clear glass using 34x18mm clip bar and 455S rubber beading. Window sash consisting top, bottom and side bars (40x35mm) should be fixed using 8x1 1/2" ST screws, and 5mm thick clear glass. Rate should be included for supplying and fixing required 437K Rubber beading, 674U Rubber beading, 8 Nrs of 14" SS 304 bar hinges using 5/32x3/8" Al rivets, 4 Nrs of heavy quality Al fasteners using 5/32x3/8" Al rivets, Screws, Pop rivets, Silicone etc.</p>	m ²	23,800.00
ALP32	<p>3000x1650mm Powder Coated Aluminium Casement Window (5 Sashes) with Fix Glass (5 Fix Glasses at the top) - Supplying, fabricating and fixing Aluminium powder coated casement window with frame (5 Nrs window sashes and 5 Nrs fix glasses at the top) as per Drg. No. SPES/RATE23/CW/L/05. Overall size of the window frame is 3000x1650mm including 450mm high fix glasses. (Size may be changed according to the site) Window frame consisting top, bottom and side bars (41x31mm), vertical and horizontal middle bars (46x41mm), and fixing with 38x38x2.5mm Al bracket using 1/8x3/8" Al rivets and 8x1 1/2" ST screws. Frame should be fixed to wall with 20 Nrs of No 6 rowl plugs and 8x2" ST screws. Frame top panels should be fixed with 5mm thick clear glass using 34x18mm clip bar and 455S rubber beading. Window sash consisting top, bottom and side bars (40x35mm) should be fixed using 8x1 1/2" ST screws, and 5mm thick clear glass. Rate should be included for supplying and fixing required 437K Rubber beading, 674U Rubber beading, 10 Nrs of 14" SS 304 bar hinges using 5/32x3/8" Al rivets, 5 Nrs of heavy quality Al fasteners using 5/32x3/8" Al rivets, Screws, Pop rivets, Silicone etc.</p>	m ²	23,700.00

ALP33	<p>600x1650mm Powder Coated Aluminium Casement Window (1 Sash) with Louvers (1 Louver at the top) - Supplying, fabricating and fixing Aluminium powder coated casement window with frame (1 Nr window sashes and 1 Nr louver at the top) as per Drg. No. SPES/RATE23/CW/F/01. Overall size of the window frame is 600x1650mm including 450mm high louver. (Size may be changed according to the site) Window frame consisting top, bottom and side bars (41x31mm), vertical and horizontal middle bars (46x41mm), and fixing with 38x38x2.5mm Al bracket using 1/8x3/8" Al rivets and 8x1 1/2" ST screws. Frame should be fixed to wall with 12 Nrs of No 6 rowl plugs and 8x2" ST screws. Frame top panel should be fixed with 52x34mm louver blades with 20x37mm louver frame bars using 1/8x1/2" Al rivets. Window sash consisting top, bottom and side bars (40x35mm) should be fixed using 8x1 1/2" ST screws, and 5mm thick clear glass. Rate should be included for supplying and fixing required 437K Rubber beading, 674U Rubber beading, 2 Nrs of 14" SS 304 bar hinges using 5/32x3/8" Al rivets, 1 Nrs of heavy quality Al fasteners using 5/32x3/8" Al rivets, Screws, Pop rivets, Silicone etc.</p>	m ²	28,900.00
ALP34	<p>1200x1650mm Powder Coated Aluminium Casement Window (2 Sashes) with Louvers (2 Louvers at the top) - Supplying, fabricating and fixing Aluminium powder coated casement window with frame (2 Nrs window sashes and 2 Nrs louvers at the top) as per Drg. No. SPES/RATE23/CW/F/02. Overall size of the window frame is 1200x1650mm including 450mm high louvers. (Size may be changed according to the site) Window frame consisting top, bottom and side bars (41x31mm), vertical and horizontal middle bars (46x41mm), and fixing with 38x38x2.5mm Al bracket using 1/8x3/8" Al rivets and 8x1 1/2" ST screws. Frame should be fixed to wall with 14 Nrs of No 6 rowl plugs and 8x2" ST screws. Frame top panels should be fixed with 52x34mm louver blades with 20x37mm louver frame bars using 1/8x1/2" Al rivets. Window sash consisting top, bottom and side bars (40x35mm) should be fixed using 8x1 1/2" ST screws, and 5mm thick clear glass. Rate should be included for supplying and fixing required 437K Rubber beading, 674U Rubber beading, 4 Nrs of 14" SS 304 bar hinges using 5/32x3/8" Al rivets, 2 Nrs of heavy quality Al fasteners using 5/32x3/8" Al rivets, Screws, Pop rivets, Silicone etc.</p>	m ²	28,000.00
ALP35	<p>1800x1650mm Powder Coated Aluminium Casement Window (3 Sashes) with Louvers (3 Louvers at the top) - Supplying, fabricating and fixing Aluminium powder coated casement window with frame (3 Nrs window sashes and 3 Nrs louvers at the top) as per Drg. No. SPES/RATE23/CW/F/03. Overall size of the window frame is 1800x1650mm including 450mm high louvers. (Size may be changed according to the site) Window frame consisting top, bottom and side bars (41x31mm), vertical and horizontal middle bars (46x41mm), and fixing with 38x38x2.5mm Al bracket using 1/8x3/8" Al rivets and 8x1 1/2" ST screws. Frame should be fixed to wall with 16 Nrs of No 6 rowl plugs and 8x2" ST screws. Frame top panels should be fixed with 52x34mm louver blades with 20x37mm louver frame bars using 1/8x1/2" Al rivets. Window sash consisting top, bottom and side bars (40x35mm) should be fixed using 8x1 1/2" ST screws, and 5mm thick clear glass. Rate should be included for supplying and fixing required 437K Rubber beading, 674U Rubber beading, 6 Nrs of 14" SS 304 bar hinges using 5/32x3/8" Al rivets, 3 Nrs of heavy quality Al fasteners using 5/32x3/8" Al rivets, Screws, Pop rivets, Silicone etc.</p>	m ²	27,700.00
ALP36	<p>2400x1650mm Powder Coated Aluminium Casement Window (4 Sashes) with Louvers (4 Louvers at the top) - Supplying, fabricating and fixing Aluminium powder coated casement window with frame (4 Nrs window sashes and 4 Nrs louvers at the top) as per Drg. No. SPES/RATE23/CW/F/04. Overall size of the window frame is 2400x1650mm including 450mm high louvers. (Size may be changed according to the site) Window frame consisting top, bottom and side bars (41x31mm), vertical and horizontal middle bars (46x41mm), and fixing with 38x38x2.5mm Al bracket using 1/8x3/8" Al rivets and 8x1 1/2" ST screws. Frame should be fixed to wall with 18 Nrs of No 6 rowl plugs and 8x2" ST screws. Frame top panels should be fixed with 52x34mm louver blades with 20x37mm louver frame bars using 1/8x1/2" Al rivets. Window sash consisting top, bottom and side bars (40x35mm) should be fixed using 8x1 1/2" ST screws, and 5mm thick clear glass. Rate should be included for supplying and fixing required 437K Rubber beading, 674U Rubber beading, 8 Nrs of 14" SS 304 bar hinges using 5/32x3/8" Al rivets, 4 Nrs of heavy quality Al fasteners using 5/32x3/8" Al rivets, Screws, Pop rivets, Silicone etc.</p>	m ²	27,500.00

ALP37	<p>3000x1650mm Powder Coated Aluminium Casement Window (5 Sashes) with Louvers (5 Louvers at the top) - Supplying, fabricating and fixing Aluminium powder coated casement window with frame (5 Nrs window sashes and 5 Nrs louvers at the top) as per Drg. No. SPES/RATE23/CW/F/05. Overall size of the window frame is 3000x1650mm including 450mm high louvers. (Size may be changed according to the site) Window frame consisting top, bottom and side bars (41x31mm), vertical and horizontal middle bars (46x41mm), and fixing with 38x38x2.5mm Al bracket using 1/8x3/8" Al rivets and 8x1 1/2" ST screws. Frame should be fixed to wall with 20 Nrs of No 6 rowl plugs and 8x2" ST screws. Frame top panels should be fixed with 52x34mm louver blades with 20x37mm louver frame bars using 1/8x1/2" Al rivets. Window sash consisting top, bottom and side bars (40x35mm) should be fixed using 8x1 1/2" ST screws, and 5mm thick clear glass. Rate should be included for supplying and fixing required 437K Rubber beading, 674U Rubber beading, 10 Nrs of 14" SS 304 bar hinges using 5/32x3/8" Al rivets, 5 Nrs of heavy quality Al fasteners using 5/32x3/8" Al rivets, Screws, Pop rivets, Silicone etc.</p>	m ²	27,400.00
ALP38	<p>1200x1200mm Powder Coated Aluminium Sliding Window (2 Sashes) - Supplying, fabricating and fixing Aluminium powder coated sliding window with frame (2 Nrs window sashes) as per Drg. No. SPES/RATE23/SW/01. Overall size of the window frame is 1200x1200mm. (Size may be changed according to the site) Window frame consisting top bars (70x32mm), bottom bar (70x30mm) and side bars (73x25mm), and fixing with 8x1 1/2" ST screws. Frame should be fixed to wall with 12 Nrs of No 6 rowl plugs and 8x2" ST screws. Window sash consisting top bar (28x32mm), bottom bar (22x56mm) and side bars (30x26mm one side, 30x32mm lock side) should be fixed using 8x1 1/2" ST screws, and 5mm thick clear glass. Rate should be included for supplying and fixing required 674U Rubber beading, 4 Nrs of Adjustable rollers, 8 Nrs of Guide runners for top, 1 Nr of heavy quality Crescent lock using 5/32x3/8" Al rivets, Screws, Pop rivets, Hole buttons, Silicone etc.</p>	m ²	20,900.00
ALP39	<p>2400x1200mm Powder Coated Aluminium Sliding Window (4 Sashes) - Supplying, fabricating and fixing Aluminium powder coated sliding window with frame (4 Nrs window sashes) as per Drg. No. SPES/RATE23/SW/02. Overall size of the window frame is 2400x1200mm. (Size may be changed according to the site) Window frame consisting top bars (70x32mm), bottom bar (70x30mm) and side bars (73x25mm), and fixing with 8x1 1/2" ST screws. Frame should be fixed to wall with 16 Nrs of No 6 rowl plugs and 8x2" ST screws. Window sash consisting top bar (28x32mm), bottom bar (22x56mm) and side bars (30x26mm one side, 30x32mm lock side) should be fixed using 8x1 1/2" ST screws, and 5mm thick clear glass. 30x16mm bar should be fixed to one middle sash using 5/32x1/2" Al rivets. Rate should be included for supplying and fixing required Mohair beading, 674U Rubber beading, 8 Nrs of Adjustable rollers, 16 Nrs of Guide runners for top, 2 Nr of heavy quality Crescent lock using 5/32x3/8" Al rivets, Screws, Pop rivets, Hole buttons, Silicone etc.</p>	m ²	19,500.00
ALP40	<p>1200x1650mm Powder Coated Aluminium Sliding Window (2 Sashes) with Louvers (2 Louvers at the top) - Supplying, fabricating and fixing Aluminium powder coated sliding window with frame (2 Nrs window sashes and 2 Nrs louvers at the top) as per Drg. No. SPES/RATE23/SW/L/01. Overall size of the window frame is 1200x1650mm including 450mm high louvers. (Size may be changed according to the site) Window frame consisting top bars (70x30mm), bottom bar (70x30mm) and side bars (73x25mm), horizontal middle bar (70x32mm) with 70x18mm clip bar, vertical side clip bars (73x18mm) for louver height, vertical middle bar (46x41mm) for louver height, and fixing with 8x1 1/2" ST screws and required Al rivets. Louver blades (52x34mm) should be fixed to louver frame bars (20x37mm) using 1/8x1/2" Al rivets, and louver panel fixed to frame using 1/8x1/2" Al rivets. Frame should be fixed to wall with 14 Nrs of No 6 rowl plugs and 8x2" ST screws. Window sash consisting top bar (28x32mm), bottom bar (22x56mm) and side bars (30x26mm one side, 30x32mm lock side) should be fixed using 8x1 1/2" ST screws, and 5mm thick clear glass. Rate should be included for supplying and fixing required 674U Rubber beading, 4 Nrs of Adjustable rollers, 8 Nrs of Guide runners for top, 1 Nr of heavy quality Crescent lock using 5/32x3/8" Al rivets, Screws, Pop rivets, Hole buttons, Silicone etc.</p>	m ²	25,100.00

ALP41	<p>2400x1650mm Powder Coated Aluminium Sliding Window (4 Sashes) with Louvers (4 Louvers at the top) - Supplying, fabricating and fixing Aluminium powder coated sliding window with frame (4 Nrs window sashes and 4 Nrs louvers at the top) as per Drg. No. SPES/RATE23/SW/L/02. Overall size of the window frame is 2400x1650mm including 450mm high louvers. (Size may be changed according to the site) Window frame consisting top bars (70x30mm), bottom bar (70x30mm) and side bars (73x25mm), horizontal middle bar (70x32mm) with 70x18mm clip bar, vertical side clip bars (73x18mm) for louver height, vertical middle bar (46x41mm) for louver height, and fixing with 8x1 1/2" ST screws and required Al rivets. Louver blades (52x34mm) should be fixed to louver frame bars (20x37mm) using 1/8x1/2" Al rivets, and louver panel fixed to frame using 1/8x1/2" Al rivets. Frame should be fixed to wall with 18 Nrs of No 6 rowl plugs and 8x2" ST screws. Window sash consisting top bar (28x32mm), bottom bar (22x56mm) and side bars (30x26mm one side, 30x32mm lock side) should be fixed using 8x1 1/2" ST screws, and 5mm thick clear glass. 30x16mm bar should be fixed to one middle sash using 5/32x1/2" Al rivets. Rate should be included for supplying and fixing required Mohair beading, 674U Rubber beading, 8 Nrs of Adjustable rollers, 16 Nrs of Guide runners for top, 2 Nr of heavy quality Crescent lock using 5/32x3/8" Al rivets, Screws, Pop rivets, Hole buttons, Silicone etc.</p>	m ²	23,800.00
ALP42	<p>1200x1650mm Powder Coated Aluminium Sliding Window (2 Sashes) with Fix Glass (2 Fix Glasses at the top) - Supplying, fabricating and fixing Aluminium powder coated sliding window with frame (2 Nrs window sashes and 2 Nrs fix glasses at the top) as per Drg. No. SPES/RATE23/SW/F/01. Overall size of the window frame is 1200x1650mm including 450mm high fix glasses. (Size may be changed according to the site) Window frame consisting top bars (70x30mm), bottom bar (70x30mm) and side bars (73x25mm), horizontal middle bar (70x32mm) with 70x18mm clip bar, vertical side clip bars (73x18mm) for fix glass height, vertical middle bar (46x41mm) for fix glass height, and fixing with 8x1 1/2" ST screws and required Al rivets. 5mm thick clear glass should be fixed to frame with 34x18mm clip bars. Frame should be fixed to wall with 14 Nrs of No 6 rowl plugs and 8x2" ST screws. Window sash consisting top bar (28x32mm), bottom bar (22x56mm) and side bars (30x26mm one side, 30x32mm lock side) should be fixed using 8x1 1/2" ST screws, and 5mm thick clear glass. Rate should be included for supplying and fixing required 3303, 455S and 674U Rubber beading, 4 Nrs of Adjustable rollers, 8 Nrs of Guide runners for top, 1 Nr of heavy quality Crescent lock using 5/32x3/8" Al rivets, Screws, Pop rivets, Hole buttons, Silicone etc.</p>	m ²	21,500.00
ALP43	<p>2400x1650mm Powder Coated Aluminium Sliding Window (4 Sashes) with Fix Glass (4 Fix Glasses at the top) - Supplying, fabricating and fixing Aluminium powder coated sliding window with frame (4 Nrs window sashes and 4 Nrs fix glasses at the top) as per Drg. No. SPES/RATE23/SW/F/02. Overall size of the window frame is 2400x1650mm including 450mm high fix glasses. (Size may be changed according to the site) Window frame consisting top bars (70x30mm), bottom bar (70x30mm) and side bars (73x25mm), horizontal middle bar (70x32mm) with 70x18mm clip bar, vertical side clip bars (73x18mm) for fix glass height, vertical middle bar (46x41mm) for fix glass height, and fixing with 8x1 1/2" ST screws and required Al rivets. 5mm thick clear glass should be fixed to frame with 34x18mm clip bars. Frame should be fixed to wall with 18 Nrs of No 6 rowl plugs and 8x2" ST screws. Window sash consisting top bar (28x32mm), bottom bar (22x56mm) and side bars (30x26mm one side, 30x32mm lock side) should be fixed using 8x1 1/2" ST screws, and 5mm thick clear glass. 30x16mm bar should be fixed to one middle sash using 5/32x1/2" Al rivets. Rate should be included for supplying and fixing required Mohair beading, 3303, 455S and 674U Rubber beading, 8 Nrs of Adjustable rollers, 16 Nrs of Guide runners for top, 2 Nr of heavy quality Crescent lock using 5/32x3/8" Al rivets, Screws, Pop rivets, Hole buttons, Silicone etc.</p>	m ²	20,100.00

ALP44	<p>2100mm height Powder Coated Aluminium Partition (Top Panel - Glass, Bottom Panel - Cladding Board) - Supplying, fabricating and fixing Aluminium powder coated partition (Top panel - Glass, Bottom panel – Al/PVC Composite board) as per Drg. No. SPES/RATE23/P/01, Option 1. (Door sashes pay separately) Overall height of the partition is 2100mm and Bottom panel height is 900mm. (Heights may be changed according to the site) Partition panels in horizontal way should be divided in equal widths (Maximum width is 1200mm c/c). Partition frame consisting top bar (76x32mm with 70x4mm clip bar), side bars (76x32mm), horizontal middle bar (75x32mm with 70x11mm clip bar and 31x19 clip bar), bottom bar (75x32mm with 31x19 clip bar) and vertical middle bars (76x32mm with 70x11mm clip bar), and fixing with 50x18x2mm Al bracket using 1/8x3/8" Al rivets and 8x1 1/2" ST screws. If required, Squire or Circular corner bars will be paid separately (Net material cost + 5% + 20%). Frame should be fixed to wall and floor with adequate Nrs of No 6 rowl plugs and 8x3" ST screws (Average distance 600mm). 4mm thick Al/PVC double side composite board for bottom panels and 5mm thick clear glass for top panels should be fixed. Rate should be included for supplying and fixing required 3303 and 3303A Rubber beadings, Screws, Pop rivets, Silicone etc.</p>	m ²	14,300.00
ALP45	<p>2100mm height Powder Coated Aluminium Partition (Top Panel and Bottom Panel - Glass) - Supplying, fabricating and fixing Aluminium powder coated partition (Top and Bottom panel – Glass) as per Drg. No. SPES/RATE23/P/01, Option 2. (Door sashes pay separately) Overall height of the partition is 2100mm and Bottom panel height is 900mm. (Heights may be changed according to the site) Partition panels in horizontal way should be divided in equal widths (Maximum width is 1200mm c/c). Partition frame consisting top bar (76x32mm with 70x4mm clip bar), side bars (76x32mm), horizontal middle bar (75x32mm with 70x11mm clip bar and 31x19 clip bar), bottom bar (75x32mm with 31x19 clip bar) and vertical middle bars (76x32mm with 70x11mm clip bar), and fixing with 50x18x2mm Al bracket using 1/8x3/8" Al rivets and 8x1 1/2" ST screws. If required, Squire or Circular corner bars will be paid separately (Net material cost + 5% + 20%). Frame should be fixed to wall and floor with adequate Nrs of No 6 rowl plugs and 8x3" ST screws (Average distance 600mm). 5mm thick clear glass for top and bottom panels should be fixed. Rate should be included for supplying and fixing required 3303 and 3303A Rubber beadings, Screws, Pop rivets, Silicone etc.</p>	m ²	14,300.00
ALP46	<p>2100mm height Powder Coated Aluminium Partition (Top Panel and Bottom Panel - Cladding Board) - Supplying, fabricating and fixing Aluminium powder coated partition (Top and Bottom panel – Al/PVC Composite board) as per Drg. No. SPES/RATE23/P/01, Option 3. (Door sashes pay separately) Overall height of the partition is 2100mm and Bottom panel height is 900mm. (Heights may be changed according to the site) Partition panels in horizontal way should be divided in equal widths (Maximum width is 1200mm c/c). Partition frame consisting top bar (76x32mm with 70x4mm clip bar), side bars (76x32mm), horizontal middle bar (75x32mm with 70x11mm clip bar and 31x19 clip bar), bottom bar (75x32mm with 31x19 clip bar) and vertical middle bars (76x32mm with 70x11mm clip bar), and fixing with 50x18x2mm Al bracket using 1/8x3/8" Al rivets and 8x1 1/2" ST screws. If required, Squire or Circular corner bars will be paid separately (Net material cost + 5% + 20%). Frame should be fixed to wall and floor with adequate Nrs of No 6 rowl plugs and 8x3" ST screws (Average distance 600mm). 4mm thick Al/PVC double side composite board for top and bottom panels should be fixed. Rate should be included for supplying and fixing required 3303A Rubber beadings, Screws, Pop rivets, Silicone etc.</p>	m ²	14,300.00

ALP47	<p>Full Height Powder Coated Aluminium Partition (Top and Bottom Panel - Cladding Board, Middle Panel - Glass) - Supplying, fabricating and fixing Aluminium powder coated partition (Top and Bottom panels - Al/PVC Composite board, Middle panels – Glass) as per Drg. No. SPES/RATE23/FP/01, Option 1. (Door sashes pay separately) Overall height of the partition is up to ceiling or soffit. Bottom panel height is 900mm and middle panel height is 2100mm. (Heights may be changed according to the site) Partition panels in horizontal way should be divided in equal widths (Maximum width is 1200mm c/c). Partition frame consisting top bar (76x32mm), side bars (76x32mm), horizontal middle bars (75x32mm with 70x11mm clip bar and 31x19 clip bar), bottom bar (75x32mm with 31x19 clip bar) and vertical middle bars (76x32mm with 70x11mm clip bar), and fixing with 50x18x2mm Al bracket using 1/8x3/8" Al rivets and 8x1 1/2" ST screws. If required, Squire or Circular corner bars will be paid separately (Net material cost + 5% + 20%). Frame should be fixed to wall, floor and soffit/ceiling with adequate Nrs of No 6 rowl plugs and 8x3" ST screws (Average distance 600mm). 4mm thick Al/PVC double side composite board for top and bottom panels, and 5mm thick clear glass for middle panels should be fixed. Rate should be included for supplying and fixing required 3303 and 3303A Rubber beadings, Screws, Pop rivets, Silicone etc.</p>	m ²	13,500.00
ALP48	<p>Full Height Powder Coated Aluminium Partition (Top, Middle and Bottom Panel - Cladding Board) -Supplying, fabricating and fixing Aluminium powder coated partition (Top, Middle and Bottom panels - Al/PVC Composite board) as per Drg. No. SPES/RATE23/FP/01, Option 2. (Door sashes pay separately) Overall height of the partition is up to ceiling or soffit. Bottom panel height is 900mm and middle panel height is 2100mm. (Heights may be changed according to the site) Partition panels in horizontal way should be divided in equal widths (Maximum width is 1200mm c/c). Partition frame consisting top bar (76x32mm), side bars (76x32mm), horizontal middle bars (75x32mm with 70x11mm clip bar and 31x19 clip bar), bottom bar (75x32mm with 31x19 clip bar) and vertical middle bars (76x32mm with 70x11mm clip bar), and fixing with 50x18x2mm Al bracket using 1/8x3/8" Al rivets and 8x1 1/2" ST screws. If required, Squire or Circular corner bars will be paid separately (Net material cost + 5% + 20%). Frame should be fixed to wall, floor and soffit/ceiling with adequate Nrs of No 6 rowl plugs and 8x3" ST screws (Average distance 600mm). 4mm thick Al/PVC double side composite board for top, middle and bottom panels should be fixed. Rate should be included for supplying and fixing required 3303A Rubber beadings, Screws, Pop rivets, Silicone etc.</p>	m ²	13,500.00
ALP49	<p>1200mm height Powder Coated Aluminium Partition (Panel - Cladding Board) - Supplying, fabricating and fixing Aluminium powder coated partition (Panel – Al/PVC Composite board) as per Drg. No. SPES/RATE23/HP/01. Overall height of the partition is 1200mm. (Heights may be changed according to the site) Partition panels in horizontal way should be divided in equal widths (Maximum width is 1200mm c/c). Partition frame consisting top bar (76x32mm with 70x4mm clip bar), side bars (76x32mm), bottom bar (75x32mm with 31x19 clip bar) and vertical middle bars (76x32mm with 70x11mm clip bar), and fixing with 50x18x2mm Al bracket using 1/8x3/8" Al rivets and 8x1 1/2" ST screws. If required, Squire or Circular corner bars will be paid separately (Net material cost + 5% + 20%). Frame should be fixed to wall and floor with adequate Nrs of No 6 rowl plugs and 8x3" ST screws (Average distance 600mm). 4mm thick Al/PVC double side composite board for panels should be fixed. Rate should be included for supplying and fixing required 3303A Rubber beadings, Screws, Pop rivets, Silicone etc.</p>	m ²	13,900.00


ALP50	<p>900x2070mm Powder Coated Aluminium Partition Panel Door (Top Panel - Glass, Bottom Panel - Cladding Board) - Supplying, fabricating and fixing Aluminium powder coated partition paneled door (Top panel - Glass, Bottom panel – Al/PVC Composite board) as per Drg. No. SPES/RATE23/PD/01, Option 1. Overall size of the door is 900x2070mm. (Size may be changed according to the site) Door frame around the door fixing with 18x11mm door stopper bar using 5/32x3/8" Al rivets. Door sash consisting top bar (80x42mm), side bars (66x45mm hinges side, 70x45mm lock side), middle bar (100x42mm) and bottom bar (120x42mm). 16x15mm clip bar should be used for required bars. Sash frame should be fixed with 38x38x2.5mm Al bracket using 1/8x3/8" Al rivets, 8mm dia. treaded bar with nuts for top and bottom bars. 4mm thick Al/PVC double side composite board for bottom panel and 5mm thick clear glass for top panel should be fixed. Rate should be included for supplying and fixing required Mohair beading, 3303, 3303A and 455S Rubber beadings, 3 Nrs of 100x75mm Al hinges using 5/32x3/8" Al rivets, Al powder coated door handle (102x40mm) pair with cap nuts, Door lock (CL or equivalent approved by the Engineer), Screws, Pop rivets, Silicone etc.</p>	m ²	22,200.00
ALP51	<p>900x2070mm Powder Coated Aluminium Partition Panel Door (Top and Bottom Panel - Cladding Board) - Supplying, fabricating and fixing Aluminium powder coated partition paneled door (Top and Bottom panel – Al/PVC Composite board) as per Drg. No. SPES/RATE23/PD/01, Option 2. Overall size of the door is 900x2070mm. (Size may be changed according to the site) Door frame around the door fixing with 18x11mm door stopper bar using 5/32x3/8" Al rivets. Door sash consisting top bar (80x42mm), side bars (66x45mm hinges side, 70x45mm lock side), middle bar (100x42mm) and bottom bar (120x42mm). 16x15mm clip bar should be used for required bars. Sash frame should be fixed with 38x38x2.5mm Al bracket using 1/8x3/8" Al rivets, 8mm dia. treaded bar with nuts for top and bottom bars. 4mm thick Al/PVC double side composite board for top and bottom panels should be fixed. Rate should be included for supplying and fixing required Mohair beading, 3303 and 3303A Rubber beadings, 3 Nrs of 100x75mm Al hinges using 5/32x3/8" Al rivets, Al powder coated door handle (102x40mm) pair with cap nuts, Door lock (CL or equivalent approved by the Engineer), Screws, Pop rivets, Silicone etc.</p>	m ²	22,200.00
ALP52	<p>900x2070mm Powder Coated Aluminium Partition Panel Door (Top and Bottom Panel - Glass) - Supplying, fabricating and fixing Aluminium powder coated partition paneled door (Top and Bottom panel – Glass) as per Drg. No. SPES/RATE23/PD/01, Option 3. Overall size of the door is 900x2070mm. (Size may be changed according to the site) Door frame around the door fixing with 18x11mm door stopper bar using 5/32x3/8" Al rivets. Door sash consisting top bar (80x42mm), side bars (66x45mm hinges side, 70x45mm lock side), middle bar (100x42mm) and bottom bar (120x42mm). 16x15mm clip bar should be used for required bars. Sash frame should be fixed with 38x38x2.5mm Al bracket using 1/8x3/8" Al rivets, 8mm dia. treaded bar with nuts for top and bottom bars. 5mm thick clear glass for top and bottom panels should be fixed. Rate should be included for supplying and fixing required Mohair beading, 455S Rubber beadings, 3 Nrs of 100x75mm Al hinges using 5/32x3/8" Al rivets, Al powder coated door handle (102x40mm) pair with cap nuts, Door lock (CL or equivalent approved by the Engineer), Screws, Pop rivets, Silicone etc.</p>	m ²	22,200.00
ALP53	<p>900x1200mm Powder Coated Aluminium Fix Glass - Supplying, fabricating and fixing Aluminium powder coated fix glass with frame (2 Nrs panels divided equally) as per Drg. No. SPES/RATE23/FG/01. Overall size of the fix glass frame is 900x1200mm. (Size may be changed according to the site) Fix glass frame consisting top, bottom and side bars (41x31mm), vertical middle bar (46x41) and fixing using 38x38x2.5mm Al angle bracket with 1/8x3/8" Al rivets and 8x1 1/2" ST screws. Frame should be fixed to wall with 10 Nrs of No 6 rowl plugs and 8x2" ST screws. 5mm thick clear glass should be fixed to frame with clip bar (34x18mm) using. Rate should be included for supplying and fixing required 455S Rubber beading, Screws, Pop rivets, Silicone etc.</p>	m ²	15,300.00

ALP54	900x1200mm Powder Coated Aluminium Louvers - Supplying, fabricating and fixing Aluminium powder coated fix louvers with frame (2 Nrs panels divided equally) as per Drg. No. SPES/RATE23/L/01. Overall size of the louver frame is 900x1200mm. (Size may be changed according to the site) Louver frame consisting top, bottom and side bars (41x31mm), vertical middle bar (46x41) and fixing using 38x38x2.5mm Al angle bracket with 1/8x3/8" Al rivets and 8x1 1/2" ST screws. Frame should be fixed to wall with 10 Nrs of No 6 rowl plugs and 8x2" ST screws. Louver blades (52x34mm) should be fixed to louver frame bars (20x37mm) using 1/8x1/2" Al rivets, and louver panel fixed to frame using 1/8x1/2" Al rivets. Rate should be included for supplying and fixing required, Screws, Pop rivets, Silicone etc.	m ²	30,900.00
ALP55	Powder Coated Aluminium Louvers for Door Top - Supplying, fabricating and fixing Aluminium powder coated fix louvers with frame for door top (Panels divided equally not more than 600mm width) as per Drg. No. SPES/RATE23/L/02. Overall size of the louver frame is 900x600mm. (Size may be changed according to the site) Louver frame consisting top bar (76x32mm), side bars (76x32mm with 18x11mm door stopper bar at louver height), horizontal middle bar should be clipped with 70x4mm clip bar, and vertical middle bar/s (46x41mm), and fixing using 5/32x3/8" Al rivets, and fixing with 50x18x2mm Al bracket using 1/8x3/8" Al rivets and 8x1 1/2" ST screws. Louver blades (52x34mm) should be fixed to louver frame bars (20x37mm) using 1/8x1/2" Al rivets, and louver panel fixed to frame using 1/8x1/2" Al rivets. Frame should be fixed to wall with adequate Nrs of No 6 rowl plugs and 8x3" ST screws (Average distance 600mm). Rate should be included for supplying and fixing required, Screws, Pop rivets, Silicone etc.	m ²	38,400.00
ALP56	600x600mm Powder Coated Aluminium Casement Fanlight (1 Sash) - Supplying, fabricating and fixing Aluminium powder coated casement Fanlight with frame (1 Nr Fanlight sash) as per Drg. No. SPES/RATE23/FL/01. Overall size of the fanlight frame is 600x600mm. (Size may be changed according to the site) Fanlight frame consisting top, bottom and side bars (41x31mm), and fixing using 38x38x2.5mm Al angle bracket with 1/8x3/8" Al rivets. Frame should be fixed to wall with 8 Nrs of No 6 rowl plugs and 8x2" ST screws. Fanlight sash consisting top, bottom and side bars (40x35mm) should be fixed using 8x1 1/2" ST screws, and 5mm thick clear glass. Rate should be included for supplying and fixing required 437K Rubber beading, 674U Rubber beading, 2 Nrs of 14" SS 304 bar hinges using 5/32x3/8" Al rivets, 1 Nrs of heavy quality Al fasteners using 5/32x3/8" Al rivets, Screws, Pop rivets, Silicone etc.	m ²	38,700.00
ALP57	600x1050mm Powder Coated Aluminium Casement Fanlight (1 Sash) with Louver (1 Louver at the top) - Supplying, fabricating and fixing Aluminium powder coated casement Fanlight with frame (1 Nrs fanlight sash and 1 Nrs louver at the top) as per Drg. No. SPES/RATE23/FL/L/01. Overall size of the fanlight frame is 600x1050mm. (Size may be changed according to the site) Fanlight frame consisting top, bottom, side bars (41x31mm) and horizontal middle bar (46x41mm), and fixing using 38x38x2.5mm Al angle bracket with 1/8x3/8" Al rivets. Frame should be fixed to wall with 10 Nrs of No 6 rowl plugs and 8x2" ST screws. Louver blades (52x34mm) should be fixed to louver frame bars (20x37mm) using 1/8x1/2" Al rivets, and louver panel fixed to frame using 1/8x1/2" Al rivets. Fanlight sash consisting top, bottom and side bars (40x35mm) should be fixed using 8x1 1/2" ST screws, and 5mm thick clear glass. Rate should be included for supplying and fixing required 437K Rubber beading, 674U Rubber beading, 2 Nrs of 14" SS 304 bar hinges using 5/32x3/8" Al rivets, 1 Nrs of heavy quality Al fasteners using 5/32x3/8" Al rivets, Screws, Pop rivets, Silicone etc.	m ²	35,900.00

Prepared by : 

Approved by :

Checked by : 


Director of building
Southern Province

Recommended By : 

Eng. C. B. Abayadeera
Director (Engineering)
Southern Province Engineering Services Office
Fort - Galle

167

Rate Analysis for Construction & Repair Works - All
Second Half 2023-Southern Province
Cladding work

Item Code	Description	Unit	Rate -LKR
CI-01	Aluminium composite panel sheet(4 mm thk) colour bonded-Single side (Cladding) for fix to external face of wall with Aluminium1" x 1" box bar frame.using 1"x1" Al angle bars,12mmform rod,3/4"x8 Aluminium screws & 2" ST screws fixing to no 6 rawl plugs.Ground floor	m ²	15,611.00
CI-01a	Aluminium composite panel sheet(4 mm thk)colour bonded -Single side (Cladding) for fix to external face of wall with Aluminium1" x 1" box bar frame.using 1"x1" Al angle bars,12mmform rod,3/4"x8 Aluminium screws & 2" ST screws fixing to no 6 rawl plugs. First floor	m ²	16,080.00
CI-01b	Aluminium composite panel sheet(4 mm thk)colour bonded -Single side (Cladding) for fix to external face of wall with Aluminium1" x 1" box bar frame. using 1"x1" Al angle bars,12mmform rod,3/4"x8 Aluminium screws & 2" ST screws fixing to no 6 rawl plugs. Second floor	m ²	16,392.00
CI-01c	Aluminium composite panel sheet (4 mm thk.)-colour bonded Single side(Cladding) for fix to external face of wall with 1" x 1" Aluminium box bar frame.using 1"x1" Al angle bars,12mmform rod,3/4"x8 Aluminium screws & 2" ST screws fixing to no 6 rawl plugs. Third floor	m ²	16,704.00
CI-02	Aluminium composite panel sheet(4 mm thk) -colour bonded Single side(Cladding) for fix to external face of column with Aluminium 1" x 1" box bar frame.using 1"x1" Al angle bars,12mmform rod,3/4"x8 Aluminium screws & 2" ST screws fixing to no 6 rawl plugs. Ground floor	m ²	16,787.00
CI-02a	Aluminium composite panel sheet(4 mm thk) -colour bonded Single side(Cladding) for fix to,external face of column with Aluminium 1" x 1" box bar frame.using 1"x1" Al angle bars,12mmform rod,3/4"x8 Aluminium screws & 2" ST screws fixing to no 6 rawl plugs. First floor	m ²	17,291.00
CI-02b	Aluminium composite panel sheet(4 mm thk) -colour bonded Single side(Cladding) for fix to external face of column with Aluminium 1" x 1" box bar frame. using 1"x1" Al angle bars,12mmform rod,3/4"x8 Aluminium screws & 2" ST screws fixing to no 6 rawl plugs.Second floor	m ²	17,626.00
CI-02c	Aluminium composite panel sheet(4 mm thk) -colour bonded Single side(Cladding) for fix to external face of column with Aluminium 1" x 1" box bar frame. using 1"x1" Al angle bars,12mmform rod,3/4"x8 Aluminium screws & 2" ST screws fixing to no 6 rawl plugs.Third floor	m ²	17,962.00


Prepared by :



Approved by :


Checked by :





Director of building
Southern Province

Recommended By :



Eng. C. B. Abayadeera
Director (Engineering)
Southern Province Engineering Services Office
Fort - Galle

165

Rate Analysis for Construction & Repair Works - All
Second Half 2023-Southern Province
Tempered Glass

Item Code	Description	Unit	Rate -LKR
Tg- 01	12mm clear float tempered glass approved quality partition in ss u channel (304) including 37mm x 25mm top bar and 25mm x 25mm side and bottom bar with necessary 37mm s/s screws (csk head) 600mm c/c, rawl plug , mac rod (8mm) and binding sealer...etc.ss bar304.	m ²	16,946.00
Tg- 02	12mm clear float tempered glass door,consisting with floor hinges (vvp) 2 yr warranty, Door handle , door lock and necessary accessories and riverts , screws... etc Rate to include for making flat shape as outer line.vvp or eqallent	m ²	38,792.00

Prepared by :

J. P. de Silva

Checked by :

[Signature]

Recommended By :

N. Manjiv

Approved by :

C. B. Abayadeera

.....
Director of building
Southern Province
Eng. C. B. Abayadeera
Director (Engineering)
Southern Province Engineering Services Office
Fort - Galle

Rate Analysis for Construction & Repair Works - All
Second Half 2023-Southern Province
Maintenance

Item Code	Description	Unit	Rate -LKR
MA-01	Applying 2 coats of approved quality Emulsion paint to ceiling sheets & 2 coats of enamel paint to beading & moulding, (for existing ceiling). Ground floor	m ²	1,187.00
MA - 1a	Applying 2 coats of approved quality Emulsion paint to ceiling sheets & 2 coats of enamel paint to beading & moulding ,including one coat of primer paint.-1st floor	m ²	1,222.00
MA - 1b	Applying 2 coats of approved quality Emulsion paint to ceiling sheets & 2 coats of enamel paint to beading & moulding, including one coat of primer paint.-2 nd floor	m ²	1,246.00
MA - 1c	Applying 2 coats of approved quality Emulsion paint to ceiling sheets & 2 coats of enamel paint to beading & moulding (3 rd floor).including one coat of primer paint.	m ²	1,270.00
MA - 2	Asbestos corrugated sheet roof(app Quality) for covered way including 125x75 mm wall plates, 125x50 mm. ridge plate,125 x 75 mm. beam,100x100 mm post,100x50 mm.rafters,50x50 battens. Rate to include for Calicut tile ridging with two coats of wood preservative (Imported midd hard wood timber) - in G. Floor	m ²	10,954.00
MA - 2a	Asbestos corrugated sheet roof (app Quality)for covered way including 125 x 75 mm wall plates, 125x50mm, ridge plate, 125 x 75mm, beam,100 x100 mm post, 100 x50 mm. rafters,50 x 50 battens. Rate to include for Calicut tile ridging with two coats of wood preservative(Imported middhard wood timber) (in 1 st .Floor)	m ²	11,282.00
MA - 2b	Asbestos corrugated sheet roof (app Quality) for covered way including 125x75 mm wall plates, 125x50 mm. ridge plate, 125x75mm.beam, 100x100 mm post, 100x50 mm. rafters,50x50 battens. Rate to include for Calicut tile ridging with two coats of wood preservative(Imported middhard wood timber(in 2 nd .Floor)	m ²	11,501.00
MA - 2c	Asbestos corrugated sheet roof (app Quality) for covered way including 125x75 mm wall plates,125x50 mm. ridge plate, 125 x 75 mm. beam,100x100 mm post,100x50mmrafters,50x50 battens. Rate to include for Calicut tile ridging with two coats of wood preservative(Imported middhard wood timber) -in 3 rd .Floor	m ²	11,720.00
MA - 03	Supplying and fixing approved quality PVC door for toilets, frame 100 x 30 mm & 28 mm thick sash including , hinges and screw nails. (2'-6" x 6'-6" size) with two years warranty	m ²	13,265.00
MA - 04	Beading 1 1/2" to 2", 1/2" thick fixed complete with brass screws. Rate to include fapplying, one coat of primer and two coats of enamel paint.	m	367.00
MA - 05	Removing exsisting Door or Window sash & Repairing & Refixing with using 1 1/4"x 1 1/4" jack timber bar and all complete.	m	2,215.00

Item Code	Description	Unit	Rate -LKR
MA - 06	Removing decayed parts of the ridge and fixing supplied and available ridge tiles with 1:1:4 ct. lime. mortar, after laying the 1'-6" wide tar sheet.	m	1,278.00
MA - 07	Fixing supplied and available ceiling sheets with supplied beading & moulding including painting beading & moulding with two coats of enamel paint.	m ²	2,308.00
MA - 08	Fixing existing door or window frame & sashes in the place required as directed.including 4nrs holdfast	nr	5,275.00
MA - 09	Fixing available Asb. Corrugated sheets on existing roof frame with hook bolts, nuts and limpet washers as directed.	m ²	610.00
MA - 10	Supplying and fixing Asb. Flat sheets (for ceiling) with beading to existing frame with brass screws	m ²	1,989.00
MA - 11	Calicut tile roof - using, supplied & available material, with frame work including applying with two coats of wood preservative black to timber and laying Calicut flat tiles.(G. floor)	m ²	1,577.00
MA - 11 a	Calicut tile roof - using, supplied & available material, with frame work including applying with two coats of wood preservative black to timber and laying Calicut flat tiles.(1 st .floor)	m ²	1,624.00
MA - 11b	Calicut tile roof - using, supplied & available material, with frame work including applying with two coats of wood preservative black to timber and laying Calicut flat tiles.(2 nd .floor)	m ²	1,656.00
MA - 11c	Calicut tile roof - using, supplied & available material, with frame work including applying with two coats of wood preservative black to timber and laying Calicut flat tiles.(3 rd .floor)	m ²	1,687.00
MA - 12	Corrugated asbestos roof - using, supplied & available material, with frame work including applying with two coats of wood preservative-black to timber and laying corrugated asbestos sheet.(G. floor)	m ²	1,573.00
MA - 12a	Corrugated asbestos roof - using, supplied & available material, with frame work including applying with two coats of wood preservative-black to timber and laying corrugated asbestos sheet.(1st. floor)	m ²	1,620.00
MA - 12b	Corrugated asbestos roof - using, supplied & available material, with frame work including applying with two coats of wood preservative-black to timber and laying corrugated asbestos sheet.(2nd. floor)	m ²	1,652.00
MA - 12c	Corrugated asbestos roof - using, supplied & available material, with frame work including applying with two coats of wood preservative-black to timber and laying corrugated asbestos sheet-3 rd Floor .	m ²	1,683.00

Item Code	Description	Unit	Rate -LKR
MA - 13	Double hung main gate - Gate sashes size 12'-0" x 5'-0" as per detailed drawing with 3 nos 1 1/4" dia. G.I. pipe horizontally and 2 nos 1 1/4" dia. G.I. pipe vertically. with 1/2" x 1/4" flat iron size 6" x 4" squares 05 Nos. At upper section of the frame. And lower section with 2 Nos 3/4" x 1/4" flat iron at equal spans including 10.0 mm dia. M.S. rods welded to G.I.Pipe and to 3/4" x 1/4" flat iron 4" c/c. vertically and one number gate sash fixed to column by 03 number pintles. including two nos bolts, Hasp & staple with 50 mm brass pad lock and hook. Applying one coat of anticorrosive paint and two coats of approved colour enamel paint.	m ²	15,305.00
MA - 14	Welded mesh with 100 x 50 mm imported timber frame and 50 x 50 mm weld mesh(gage10) fixed with 50 x 13 mm timber bars , rate include for one coat of metal primer & two coats of anticorrosive Paint	m ²	12,662.00
MA-15	Door or window, removing, easing and re-fixing,	nr	1,414.00
MA-16	Door or Window frames renewed in short lengths with jak timber Assume 3'0" length of door frame renewed 4"x3")	m	6,369.00
MA-17	Timber Available sorted out to required sizes and fixed completed in Wooden frames (for door & windows)	m ³	114,203.00
MA - 18	Preparing stand post size 4" x 4" on top and 6" x 6" on bottom concreting with 1:2:4(3/4") ct. concrete R/F with 4 nos 6.0 mm m.s.dia rods, stirrups at 6" ctrs. Preparing water tray (3'-0" x 3'-0" basin) with 1:2 1/2:5(1") con. Mixture, bottom 3" thick and including 3" wide , 2" high con. Curb with the same mixture. plastered with 1:2 ct. mortar 1/2" thick finished smooth with neat ct. floating, including (plastic) 1/2" dia bib tap and necessary 1/2" dia P.V.C. pipes.	nr	10,154.00
MA-19	Tiles, Calicut pattern, flat, supplied and laid in Single Storied buildings.	nr	149.00
MA-20	Tiles, Calicut pattern, flat, supplied and laid in buildings of two storied building.	nr	165.00
MA-21	Tiles, Calicut pattern, flat, supplied and laid in buildings of three storied building.	nr	182.00
MA-22	Tiles Calicut pattern laid in any building (tiles available at site).	m ²	174.00
MA-23	Tiles Calicut pattern, Supplied & laid any building	m ²	1,824.00
MA-24	Shifting and re-laying Calicut pattern tiles.	m ²	115.00

Prepared by : 

Checked by : 

Recommended By : 

Approved by :



Director Engineering
Southern Province

Eng. C. B. Abayadeera
Director (Engineering)
Southern Province Engineering Services Office
Fort - Galle

Rate Analysis for Construction & Repair Works - All

Second Half 2023-Southern Province


General Work

Item Code	Description	Unit	Rate -LKR
Gw-01	Allow for cutting down 01 N0 tree average girth 500-1000 mm approximately 05 - 10 m height and debris cleared away from site	nr	5,720.00
Gw-02	Allow for cutting down 01 No tree average girth 1000-1500 mm. approximately 8 - 12 m height and debris cleared away from site	nr	7,626.00
Gw-03	Allow for cutting down 01 N0 tree average girth 1500-2000 mm. approximately 10-14 m height with debris cleared away from site	nr	18,573.00
Gw-04	Allow for cutting down 01 No tree average girth 2000-2500 mm. approximately 10 - 16 m height with debris cleared away from site	nr	24,047.00
Gw-05	Allow for cutting down 01 No tree average girth 2500-3000 mm. approximately 12 - 18 M height with debris cleared away from site	nr	29,520.00
Gw-06	Allow for cutting down 01 No tree, average girth 500-1000 mm. approximately 5 - 10 M height with uprooting and cutting down and cleared away from site	nr	7,380.00
Gw-07	Allow for cutting down 01 No tree average girth 1000 -1500mm. approximately 8 - 12 M height tree with uprooting and cutting down and cleared away from site	nr	14,268.00
Gw-08	Allow for cutting down 01 No tree average girth 1500 - 2000mm. approximately 10 - 14 M height tree with uprooting and cutting down and cleared away from site	nr	28,536.00
Gw-09	Allow for cutting down 01 No tree average girth 2000 - 2500mm. approximately 10 - 16M height tree with uprooting and cutting down and cleared away from site	nr	37,331.00
Gw-10	Allow for cutting down 01 No tree average girth 2500 - 3000mm. approximately 12 - 18 M height tree with uprooting and cutting down and cleared away from site	nr	44,465.00
Gw-11	Clearing site and grubbing up all small trees not exceeding 500mm girth and including bushes, scrubs, undergrowth hedges ... etc.	m ²	45.00

Prepared by : 

Approved by :

Checked by : 


Director of building
Southern Province

Recommended By : 

Eng. C. B. Abayadeera
Director (Engineering)
Southern Province Engineering Services Office
Fort - Galle